



**CITY OF HUGHSON  
CITY COUNCIL MEETING  
CITY COUNCIL CHAMBERS  
7018 Pine Street, Hughson, CA**

**AGENDA  
MONDAY, APRIL 24, 2023 – 6:00 P.M.**

**How to participate in, or observe the Meeting:**

- In person in the City Council Chambers and submit public comment when invited during the meeting.
- Remotely via WebEx by using the link below:

Meeting Link:

<https://cityofhughson.my.webex.com/cityofhughson.my/j.php?MTID=m7b03bac0373e3e3acc734362fe60a9be>

Meeting Number: 2551 175 5014

Meeting Password: ecD6QJP6mV4  
(32367576 from phones and video systems)

- Observe only via YouTube live, by accessing this link:

[https://www.youtube.com/channel/UC-PwkdlrKoMmOJDzBSodu6A?view\\_as=subscriber](https://www.youtube.com/channel/UC-PwkdlrKoMmOJDzBSodu6A?view_as=subscriber)

**Should technology problems cause issues providing access to the meeting via WebEx and/or YouTube, the in-person meeting will proceed as scheduled.**

- In addition, recorded City Council meetings are posted on the City's website the second business day following the meeting. Recorded videos can be accessed with the following link:

[Upcoming Meetings | Hughson CA](#)

**CALL TO ORDER:** Mayor George Carr

**ROLL CALL:** Mayor George Carr  
Mayor Pro Tem Ramon Bawanan  
Councilmember Samuel Rush  
Councilmember Randy Crooker  
Councilmember Julie Ann Strain

**FLAG SALUTE:** Mayor George Carr

**INVOCATION:** Hughson Ministerial Association

---

**1. PUBLIC BUSINESS FROM THE FLOOR (No Action Can Be Taken):**

Members of the audience may address the City Council on any item of interest to the public pertaining to the City and may step to the podium, state their name and city of residence for the record (requirement of name and city of residence is optional) and make their presentation. Please limit presentations to five minutes. Since the City Council cannot take action on matters not on the agenda, unless the action is authorized by Section 54954.2 of the Government Code, items of concern, which are not urgent in nature can be resolved more expeditiously by completing and submitting to the City Clerk a "Citizen Request Form" which may be obtained from the City Clerk.

**2. PRESENTATIONS:**

**2.1:** Proclaim April 23-29, 2023, as Administrative Professionals Week in the City of Hughson.

**2.2:** Opportunity Stanislaus Update – Dave White, Chief Executive Officer.

**3. CONSENT CALENDAR:**

All items listed on the Consent Calendar are to be acted upon by a single action of the City Council unless otherwise requested by an individual Councilmember for special consideration. Otherwise, the recommendation of staff will be accepted and acted upon by roll call vote.

**3.1:** Approve the Minutes of the Meeting of March 27, 2023.

**3.2:** Approve the Warrants Register.

**3.3:** Approve the First Amendment to the Agreement with the Hughson Chamber of Commerce for Promotional Services.

- 3.4:** Adopt Resolution No. 2023-19, supporting the approval of the Fiscal Year 2023-2024 Community Development Block Grant (CDBG) Annual Action Plan (AAP).
- 3.5:** Adopt Resolution No. 2023-20, Approving Military Equipment Use Policy.
- 3.6:** Adopt Resolution No. 2023-21, Authorizing the City Manager to Execute All; Master Agreements, Program Supplement Agreements, Fund Exchange Agreements, and any Amendments thereto with the California Department of Transportation.
- 3.7:** Adopt Resolution No. 2023-22, Authorizing the City Manager to Execute an Agreement with Carollo Engineers, Inc., for Professional Services Associated with a Sewer System Management Plan Update.
- 3.8:** Adopt Resolution 2023-23, Approving the Fiscal Year 2022-23 Mid-Year Budget Adjustments.
- 3.9:** Approve the Task Order for the Creation and Implementation of a City-Wide Fire Hydrant Flushing and Exercising Program by JSWWC Water & Wastewater Management Under Existing Contracted Consulting Services.

**4. UNFINISHED BUSINESS: NONE.**

**5. PUBLIC HEARING TO CONSIDER THE FOLLOWING: NONE.**

**6. NEW BUSINESS: NONE.**

**7. CORRESPONDENCE:**

- 7.1:** Annual Air Toxics Report for 2022.

**8. COMMENTS:**

- 8.1:** Staff Reports and Comments: (Information Only – No Action)

**City Manager:** Update on Tully Road Sewer Intrusion.

**City Clerk:**

**Director of Finance:**

**Community Development Director:**

**Police Services:**

**City Attorney:**

**Student Representative:**

**8.2:** Council Comments: (Information Only – No Action)

**8.3:** Mayor's Comments: (Information Only – No Action)

**9. CLOSED SESSION TO DISCUSS THE FOLLOWING:**

**9.1:** CONFERENCE WITH LEGAL COUNSEL-EXISTING LITIGATION  
(Paragraph (1) of subdivision (d) of Section 54956.9)

Name of case: Linda Abid-Cummings and City of Hughson v. CalPERS,  
Superior Court of California, County of Sacramento Case No. 34-2022-  
80003798

**ADJOURNMENT:**

<b><u>AFFIDAVIT OF POSTING</u></b>	
<b>Date: April 21, 2023</b>	<b>Time: 9:00 AM</b>
<b>Name: Ashton Gose</b>	<b>Title: Executive Assistant/City Clerk</b>

**UPCOMING EVENTS:**

<b>April 24</b>	▪ Economic Development Committee Meeting, City Council Chambers, 6:00 PM
<b>April 25</b>	▪ HUSD State of the District – Hughson High, Reeder Hall, 5:30 PM
<b>April 29-30</b>	▪ Fruit and Nut Festival, Downtown Hughson, All Day
<b>May 6</b>	▪ Household Hazardous Waste Mobile Collection Station and Shred It Event, City Hall Parking Lot, 8:00 AM
<b>May 8</b>	▪ City Council Meeting, City Council Chambers/WebEx Videoconference/YouTube Live Stream, 6:00 PM
<b>May 9</b>	▪ Parks, Recreation and Entertainment Commission Meeting, City Council Chambers, 6:00 PM
<b>May 16</b>	▪ Planning Commission Meeting, City Council Chambers, 6:00 PM
<b>May 22</b>	▪ City Council Meeting, City Council Chambers/WebEx Videoconference/YouTube Live Stream, 6:00 PM

**General Information:** The Hughson City Council meets in the Council Chambers on the second and fourth Mondays of each month at 6:00 p.m., unless otherwise noticed.

**Council Agendas:** The City Council agenda is now available for public review at the City's website and City Clerk's Office, 7018 Pine Street, Hughson, California on the Friday, prior to the scheduled meeting. Copies and/or subscriptions can be purchased for a nominal fee through the City Clerk's Office.

**Questions:** Contact the City Clerk at (209) 883-4054.

**Notice Regarding Non-English Speakers:**

Pursuant to California Constitution Article III, Section IV, establishing English as the official language for the State of California, and in accordance with California Code of Civil Procedures Section 185, which requires proceedings before any State Court to be in English, notice is hereby given that all proceedings before the City of Hughson City Council shall be in English and anyone wishing to address the Council is required to have a translator present who will take an oath to make an accurate translation from any language not English into the English language.

**WAIVER WARNING**

If you challenge a decision/direction of the City Council in court, you may be limited to raising only those issues you or someone else raised at a public hearing(s) described in this Agenda, or in written correspondence delivered to the City of Hughson at or prior to, the public hearing(s).

**AMERICANS WITH DISABILITIES ACT/CALIFORNIA BROWN ACT  
NOTIFICATION FOR THE CITY OF HUGHSON**

This Agenda shall be made available upon request in alternative formats to persons with a disability; as required by the Americans with Disabilities Act of 1990 (42 U.S.C. Section 12132) and the Ralph M. Brown Act (California Government Code Section 54954.2).

**Disabled or Special needs Accommodation:** In compliance with the Americans with Disabilities Act, persons requesting a disability related modification or accommodation in order to participate in the meeting and/or if you need assistance to attend or participate in a City Council meeting, please contact the City Clerk's office at (209) 883-4054. Notification at least 48-hours prior to the meeting will assist the City Clerk in assuring that reasonable accommodations are made to provide accessibility to the meeting.



## **CITY COUNCIL AGENDA ITEM NO. 2.1**

### **SECTION 2: PRESENTATIONS**

**Meeting Date:** April 24, 2023  
**Subject:** Proclaim April 23-29, 2023, as Administrative Professionals Week  
**Presented By:** Ashton Gose, Executive Assistant/City Clerk  
**Approved By:** Merry Mayhew  
City Manager

---

#### **Staff Recommendation:**

Proclaim April 23-29, 2023, as Administrative Professionals Week in the City of Hughson.

#### **Background and Overview:**

Administrative Professionals Week is celebrated each April to honor and recognize administrative professionals. Administrative Professionals play an essential role in coordinating the office operations of businesses, government, educational institutions, and other organizations.

Administrative Professionals are vital contributors in today's team-oriented work environment and are key front-line public relations ambassadors for their organizations.

The City of Hughson Administrative staff includes employees Andraya Plascencia, Fabian Ramos, Danielle Perez, Sarah Chavarin and Ashton Gose.

Recognition and appreciation of the City's administrative staff is scheduled for Tuesday, April 25, 2023.

#### **Fiscal Impact:**

Costs associated with the recognition of the City of Hughson Administrative staff will be covered with the approved budget for the City Employee Appreciation and Recognition Program.

===== CITY OF HUGHSON =====

# *Proclamation*

## **National Administrative Professionals Week April 23-29, 2023**

**WHEREAS**, administrative professionals play an essential role in coordinating the office operations of businesses, government, educational institutions, and other organizations; and

**WHEREAS**, administrative professionals are vital contributors in today's team- oriented work environment and are key front-line public relations ambassadors for their organizations; and

**WHEREAS**, the work of administrative professionals today requires advanced knowledge and expertise in communications, computer software, office technology, project management, organization, customer service and other vital office management responsibilities, and most importantly, have the willingness to learn and accept new challenges; and

**WHEREAS**, Administrative Professionals Week is observed annually in workplaces around the world to recognize the important contributions of administrative support staff and is sponsored by the International Association of Administrative Professionals; and;

**NOW, THEREFORE, BE IT PROCLAIMED** by the Mayor and City Council that we recognize and extend appreciation to our dedicated and skilled staff and hereby proclaim April 23-29, 2023, as “National Administrative Professionals Week”.

**AND BE IT FURTHER PROCLAIMED** that the Hughson City Council does hereby recognize the outstanding service that the City Administrative staff provides to the citizens of the City of Hughson.

---


**GEORGE CARR**  
**MAYOR OF THE CITY OF HUGHSON**  
**APRIL 24, 2023**







## **CITY COUNCIL AGENDA ITEM NO. 3.1 SECTION 3: CONSENT CALENDAR**

**Meeting Date:** April 24, 2023  
**Subject:** Approval of the City Council Minutes  
**Presented By:** Ashton Gose, Executive Assistant/City Clerk  
**Approved By:**   
City Manager

---

### **Staff Recommendation:**

Approve the Minutes of the Regular Meeting of March 27, 2023.

### **Background and Overview:**

The draft minutes of the March 27, 2023 meeting are prepared for the Council's review.



**CITY OF HUGHSON**  
**CITY COUNCIL MEETING**  
CITY HALL COUNCIL CHAMBERS  
7018 PINE STREET, HUGHSON, CA

**MINUTES**  
**MONDAY, MARCH 27, 2023 – 6:00 P.M.**

**CALL TO ORDER:** Mayor George Carr

**ROLL CALL:**

Present: Mayor George Carr  
Mayor Pro Tem Ramon Bawanan  
Councilmember Samuel Rush  
Councilmember Randy Crooker  
Councilmember Julie Ann Strain

Staff Present: Merry Mayhew, City Manager  
Ashton Gose, City Clerk  
Eric Nims, City Attorney  
Kim Weimer, Director of Finance and Admin. Services  
Carla Jauregui, Community Development Director  
Sarah Chavarin, Accounting Manager  
Jose Vasquez, Public Works Superintendent  
Jaime Velazquez, Utilities Superintendent  
Fidel Landeros, Chief of Police

---

**1. PUBLIC BUSINESS FROM THE FLOOR (No Action Can Be Taken):**

Sarah Cunningham, Hughson Youth Baseball and Softball Board President, thanked the City for all of the complete work at Lebright Fields.

**2. PRESENTATIONS:**

**2.1:** Vision 2032 Transit Improvements – Adam Barth, CEO Stanislaus Regional Transit Authority.

**CEO Barth presented the Vision 2032 Transit Improvements.**

- 2.2:** 2022 Hughson Police Services Year End Report – Fidel Landeros, Chief of Police.

**Chief Landeros presented the 2022 Hughson Police Services Year End Report.**

- 2.3:** Certificate of Appreciation – Jaime Velazquez, Utilities Superintendent.

**Mayor Carr presented a certificate of appreciation to Jaime Velazquez.****3. CONSENT CALENDAR:**

All items listed on the Consent Calendar are to be acted upon by a single action of the City Council unless otherwise requested by an individual Councilmember for special consideration. Otherwise, the recommendation of staff will be accepted and acted upon by roll call vote.

- 3.1:** Approve the Minutes of the Special Meeting of March 9, 2023.
- 3.2:** Approve the Minutes of the Regular Meeting of March 13, 2023.
- 3.3:** Approve the Minutes of the Special Meeting of March 15, 2023.
- 3.4:** Approve the Warrants Register.
- 3.6:** Appointment to the San Joaquin Valley Air Pollution Control District (District) Governing Board to Represent a Large City in Stanislaus County.
- 3.8:** Approve to Waive the Fees Pertaining to the Use of Rolland Starn Park/Keith Crabtree Field for Hughson Youth Baseball/Softball for the 2023 Regular Season.
- 3.9:** Approve the Request by the Hughson Chamber of Commerce to Hold a Public Event and Sell Alcohol at the 2023 Hughson Fruit and Nut Festival Event.

**Councilmember Rush requested that item number 3.5 be pulled for special consideration, and discussed in closed session.**

**Mayor Pro Tem Bawanan requested that item number 3.7 be pulled for special consideration.**

**BAWANAN/STRAIN 5-0-0-0 motion passes to approve the Consent Calendar, excluding items 3.5, and 3.7, with the following roll call vote:**

BAWANAN	RUSH	STRAIN	CROOKER	CARR
AYE	AYE	AYE	AYE	AYE

- 3.7:** Approve for Mayor Carr to Attend the League of California Cities City Leaders Summit, April 12-14, 2023, in Sacramento, California and to Reimburse Costs Associated with Attending the Conference.

**BAWANAN/CROOKER 5-0-0-0 motion passes to approve for Mayor Carr to attend the League of California Cities City Leaders Summit, April 12-14, 2023 in Sacramento California, and to reimburse costs associated with attending the conference, with the following roll call vote:**

BAWANAN	RUSH	STRAIN	CROOKER	CARR
AYE	AYE	AYE	AYE	AYE

- 4. UNFINISHED BUSINESS: NONE.**
- 5. PUBLIC HEARING TO CONSIDER THE FOLLOWING: NONE.**
- 6. NEW BUSINESS:**

- 6.1:** Approve the Lebright Fields Project Concept and Authorize Staff to Post Bids for the Various Components of Work.

**Superintendent Vasquez presented the report on this item.**

**Mayor Carr opened public comment at 6:45PM.**

**Sarah Cunningham commented on the item.**

**Mayor Carr closed public comment at 6:47PM.**

**CARR/STRAIN 5-0-0-0 motion passes to approve the Lebright Fields Project Concept and authorize staff to post bids for the various components of work, with the following roll call vote:**

BAWANAN	RUSH	STRAIN	CROOKER	CARR
AYE	AYE	AYE	AYE	AYE

- 7. CORRESPONDENCE:**

- 7.1:** California Broker Compensation Disclosure Report for City of Hughson.

**No action taken.**

**8. COMMENTS:****8.1: Staff Reports and Comments: (Information Only – No Action)****City Manager:**

City Manager Mayhew provided an update on the Tully Road sewer intrusion. She informed the Council that the Hughson Unified State of the District will be presented in April. She provided information regarding the City-wide Clean Up Vouchers.

**City Clerk:**

City Clerk Gose informed the City Council that the Budget and Finance Subcommittee meeting is rescheduled for April 17, 2023. She also provided a reminder regarding Government Night in Turlock on April 5, 2023.

**Director of Finance and Administrative Services:**

Director Weimer provided an update regarding the FY 2022-2023 Mid-Year Budget.

**Community Development Director:**

Director Jauregui provided several updates regarding projects within the City.

**Police Services:**

Chief Landeros provided the City Council with the latest Crime Statistic Report.

**8.2: Council Comments: (Information Only – No Action)**

**Councilmember Crooker attended a Strategic Planning Session on March 15, 2023. He attended a West Turlock Subbasin GSA meeting on March 16, 2023. He also attended the Knights of Columbus Fundraiser Dinner on March 18, 2023, and provided a reminder regarding the opening day of Hughson Youth Baseball and Softball on April 1, 2023. He thanked Hughson Police Services and city staff for all their hard work.**

**Councilmember Rush attended a Strategic Planning Session on March 9, 2023. He also attended the Knights of Columbus Fundraiser Dinner on March 18, 2023.**

**Councilmember Strain attended a Strategic Planning Session on March 15, 2023. She thanked Hughson Police Services and city staff for all their hard work.**

**Mayor Pro Tem Bawanan attended a Fruit and Nut Festival planning meeting on March 16, 2023. He also worked at the Knights of Columbus Fundraiser Dinner on March 18, 2023. He attended a Hughson Cares Spaghetti Dinner meeting on March 21, 2023. He thanked Hughson Police Services and city staff for all their hard work.**

**8.3: Mayor's Comments: (Information Only – No Action)**

**Mayor Carr attended a Strategic Planning Session on March 15, 2023. He also attended a StanCOG Policy Board meeting on March 15, 2023.**

**9. CLOSED SESSION TO DISCUSS THE FOLLOWING:**

**9.1: CONFERENCE WITH LEGAL COUNSEL – PENDING LITIGATION**  
(Paragraph (2) of subdivision (d) of California Government Code Section 54956.9)

**No reportable action.**

**Open Session:**

**3.5: Reject Claim for Damages – Kevin McGrath (Date of Occurrence: 12/8/2022).**

**CARR/STRAIN 5-0-0-0 motion passes to reject the claim for damages, with the following roll call vote:**

<b>BAWANAN</b>	<b>RUSH</b>	<b>STRAIN</b>	<b>CROOKER</b>	<b>CARR</b>
AYE	AYE	AYE	AYE	AYE

**ADJOURNMENT:**

**STRAIN/BAWANAN 5-0-0-0 motion passes to adjourn the regular meeting of March 27, 2023, at 7:25PM with the following roll call vote:**

<b>BAWANAN</b>	<b>RUSH</b>	<b>STRAIN</b>	<b>CROOKER</b>	<b>CARR</b>
AYE	AYE	AYE	AYE	AYE

**APPROVED:**

\_\_\_\_\_  
**GEORGE CARR, Mayor**

**ATTEST:**


\_\_\_\_\_  
**ASHTON GOSE, Executive Assistant/City Clerk**



## **CITY COUNCIL AGENDA ITEM NO. 3.2**

### **SECTION 3: CONSENT CALENDAR**

**Meeting Date:** April 24, 2023  
**Subject:** Approval of Warrants Register  
**Enclosure:** Warrants Register  
**Presented By:** Kim Weimer, Director of Finance

**Approved By:** 

---

#### **Staff Recommendation:**

Approve the Warrants Register as presented.

#### **Background and Overview:**

The warrants register presented to the City Council is a listing of all expenditures paid from March 23, 2023, through April 19, 2023.

#### **Fiscal Impact:**

There are reductions in various funds for payment of expenses.



Hughson

# Check Report

By Check Number

Date Range: 03/22/2023 - 04/19/2023

Vendor Number	Vendor Name	Payment Date	Payment Type	Discount Amount	Payment Amount	Number
Payable #	Payable Type	Post Date	Payable Description	Discount Amount	Payable Amount	
<b>Bank Code: Payable Bank-Payable Bank</b>						
01420	CALIFORNIA STATE DISBURSEMENT UNIT	03/23/2023	Regular	0.00	224.12	56453
<a href="#">INV0008756</a>	Invoice	03/16/2023	INCOME WITHHOLDING FOR CHILD SUPPORT	0.00	224.12	
00005	A&A PORTABLES, INC	03/27/2023	Regular	0.00	80.78	56455
<a href="#">0-1787199</a>	Invoice	02/28/2023	Fence rental	0.00	80.78	
00016	ABS PRESORT	03/27/2023	Regular	0.00	6,869.45	56456
<a href="#">131306</a>	Invoice	03/21/2023	BILL PRINTING- MAY	0.00	1,869.45	
<a href="#">MP-20230314</a>	Invoice	03/14/2023	Postage	0.00	5,000.00	
00284	CHARTER COMMUNICATION	03/27/2023	Regular	0.00	97.77	56457
<a href="#">0054047031023</a>	Invoice	03/10/2023	IP ADDRESS- 1ST	0.00	97.77	
00332	CONDOR EARTH TECHNOLOGIES	03/27/2023	Regular	0.00	1,280.80	56458
<a href="#">88841</a>	Invoice	03/21/2023	Storm water support	0.00	1,280.80	
01570	CSG Consultants	03/27/2023	Regular	0.00	6,945.30	56459
<a href="#">49564</a>	Invoice	03/10/2023	combination building inspector	0.00	3,087.50	
<a href="#">B230244</a>	Invoice	03/01/2023	Building plan review services	0.00	3,857.80	
00364	CSJVRMA	03/27/2023	Regular	0.00	37,328.00	56460
<a href="#">RMA 2023-00215</a>	Invoice	03/21/2023	4th Qtr Deposits	0.00	37,328.00	
00368	CSU STANISLAUS	03/27/2023	Regular	0.00	25.00	56461
<a href="#">CMP-012230</a>	Invoice	03/15/2023	Feb 2023 Live Scan	0.00	25.00	
00406	Department of Conservation	03/27/2023	Regular	0.00	347.65	56462
<a href="#">INV0008793</a>	Invoice	02/28/2023	SMIP FEES	0.00	347.65	
00463	EXPRESS PERSONNEL SERVICE	03/27/2023	Regular	0.00	1,033.60	56463
<a href="#">28773471</a>	Invoice	03/22/2023	Extra Help- PW	0.00	1,033.60	
00474	FERGUSON ENTERPRISES, INC	03/27/2023	Regular	0.00	413.44	56464
<a href="#">0463967</a>	Invoice	03/08/2023	1hdl lev pd kitc fct	0.00	413.44	
00914	Harbans Singh ET AL	03/27/2023	Regular	0.00	300.00	56465
<a href="#">1010755</a>	Invoice	03/09/2023	Fuel	0.00	300.00	
00570	HARRIS & ASSOCIATES Inc.	03/27/2023	Regular	0.00	6,300.00	56466
<a href="#">56158</a>	Invoice	02/08/2023	Public safety CFD Formation for Jan. 2023	0.00	6,300.00	
01583	Hunt & Sons, Inc.	03/27/2023	Regular	0.00	2,024.98	56467
<a href="#">990436</a>	Invoice	03/06/2023	Blanket PO fuel	0.00	2,024.98	
00659	J.B. Anderson Land Use Planning	03/27/2023	Regular	0.00	1,545.85	56468
<a href="#">030123HUGH</a>	Invoice	03/01/2023	General Planning Services	0.00	1,545.85	
01861	Jacob Hovan	03/27/2023	Regular	0.00	-241.10	56469
01861	Jacob Hovan	03/27/2023	Regular	0.00	241.10	56469
<a href="#">INV0008794</a>	Invoice	03/21/2023	Refund of building permit. permit wasn't ne...	0.00	241.10	
00755	MCR ENGINEERING, INC	03/27/2023	Regular	0.00	17,565.10	56470
<a href="#">18085</a>	Invoice	03/02/2023	services trough 1/31/23 walker, parkwood, t...	0.00	17,565.10	
01459	Merry Mayhew	03/27/2023	Regular	0.00	364.37	56471
<a href="#">INV0008792</a>	Invoice	03/16/2023	supplies for couincil meeting	0.00	364.37	
00822	NESTLE WATERS	03/27/2023	Regular	0.00	69.95	56472



## Check Report

Date Range: 03/22/2023 - 04/19/2023

Vendor Number	Vendor Name	Payment Date	Payment Type	Discount Amount	Payment Amount	Number
Payable #	Payable Type	Post Date	Payable Description	Discount Amount	Payable Amount	
<a href="#">03C6703905050</a>	Invoice	03/21/2023	WATER FOR WWTP	0.00	69.95	
01435	North Valley Labor Compliance Services	03/27/2023	Regular	0.00	225.00	56473
<a href="#">5090</a>	Invoice	03/03/2023	Phase II, Tank construction for Feb 2023	0.00	225.00	
00884	PITNEY BOWES	03/27/2023	Regular	0.00	1,058.81	56474
<a href="#">INV0008801</a>	Invoice	03/13/2023	POSTAGE	0.00	1,058.81	
00901	PREFERRED ALLIANCE, INC.	03/27/2023	Regular	0.00	238.18	56475
<a href="#">0185670-IN</a>	Invoice	02/28/2023	New employee drug test - random drug test	0.00	238.18	
00906	PROVOST & PRITCHARD CONSU	03/27/2023	Regular	0.00	910.00	56476
<a href="#">98736</a>	Invoice	02/27/2023	Construction docs for Jan.	0.00	910.00	
00972	SAFE-T-LITE	03/27/2023	Regular	0.00	1,267.19	56477
<a href="#">389341</a>	Invoice	03/21/2023	poles for signs	0.00	1,267.19	
00978	SAN JOAQUIN VALLEY Air Pollution Control Distric	03/27/2023	Regular	0.00	87.00	56478
<a href="#">INV0008802</a>	Invoice	03/22/2023	Filing fee for permit unit	0.00	87.00	
01000	SEEGER'S	03/27/2023	Regular	0.00	339.81	56479
<a href="#">0140888-IN</a>	Invoice	03/21/2023	OFFICE SUPPLIES- Business cards	0.00	339.81	
01853	Sloan Sakai Yeung & Wong LLP	03/27/2023	Regular	0.00	5,200.00	56480
<a href="#">51437</a>	Invoice	02/28/2023	2023 Strategic Planning	0.00	5,200.00	
01093	SYNAGRO WEST, LLC	03/27/2023	Regular	0.00	6,814.26	56481
<a href="#">36999</a>	Invoice	03/16/2023	Blanket PO Sludge waste	0.00	6,814.26	
01820	Thompson Woolley Builders, Inc	03/27/2023	Regular	0.00	1,800.00	56482
<a href="#">I-23-627</a>	Invoice	03/13/2023	Repair leak on roof drain at pump station	0.00	1,800.00	
01149	TURLOCK IRRIGATION DIST.	03/27/2023	Regular	0.00	24,581.09	56483
<a href="#">INV0008804</a>	Invoice	03/16/2023	ELECTRIC	0.00	24,581.09	
01176	USA BLUE BOOK	03/27/2023	Regular	0.00	171.04	56484
<a href="#">171396</a>	Invoice	03/09/2023	Blanket PO	0.00	79.39	
<a href="#">293562</a>	Invoice	03/09/2023	Blanket PO	0.00	91.65	
01220	WESTURF INC.	03/27/2023	Regular	0.00	905.41	56485
<a href="#">10000086906</a>	Invoice	03/21/2023	Mower service and repair	0.00	905.41	
01225	WILLDAN ENGINEERING	03/27/2023	Regular	0.00	46,047.38	56486
<a href="#">00624415</a>	Invoice	11/12/2022	WHITMORE AVE SIDEWALK	0.00	7,850.75	
<a href="#">335550</a>	Invoice	07/01/2022	City engineering services	0.00	3,600.00	
<a href="#">335891</a>	Invoice	07/01/2022	City engineering services	0.00	1,800.00	
<a href="#">336120</a>	Invoice	07/01/2022	City engineering services	0.00	2,250.00	
<a href="#">336595</a>	Invoice	08/19/2022	city engineering services	0.00	2,025.00	
<a href="#">336863</a>	Invoice	10/21/2022	City engineering services	0.00	9,225.00	
<a href="#">336995</a>	Invoice	11/18/2022	City engineering services	0.00	8,400.00	
<a href="#">624829</a>	Invoice	03/14/2023	Tully rd 2nd st whitmore ave sewer improv...	0.00	2,918.00	
<a href="#">624834</a>	Invoice	03/14/2023	Whitmore sidewalk improvement	0.00	7,978.63	
00323	COCO'S TAQUERIA	03/28/2023	Regular	0.00	78.77	56487
<a href="#">135434</a>	Invoice	03/27/2023	Lunch for meeting	0.00	78.77	
01638	U.S. Bank National Association	03/28/2023	Regular	0.00	36,945.61	56488
<a href="#">2230949</a>	Invoice	03/27/2023	Refunding bond 2015	0.00	36,945.61	
01603	Amazon Capital Services, Inc.	03/30/2023	Regular	0.00	455.20	56489
<a href="#">1C1C-CHTT-67F4</a>	Invoice	03/21/2023	frames for Chambers maps	0.00	286.26	
<a href="#">1LF7-GXVX-NXL1</a>	Invoice	03/27/2023	Office Supplies	0.00	7.50	
<a href="#">1MY6-HTJV-NK6K</a>	Invoice	01/27/2023	BATTERIES	0.00	417.12	
<a href="#">1QF1-YRL3-FJJQ</a>	Invoice	03/25/2023	desk organizer	0.00	29.12	
<a href="#">1YUJ-9WFK-6KJF</a>	Credit Memo	02/17/2023	RETURNED BATTERIES	0.00	-284.80	

## Check Report

Date Range: 03/22/2023 - 04/19/2023

Vendor Number	Vendor Name	Payment Date	Payment Type	Discount Amount	Payment Amount	Number
Payable #	Payable Type	Post Date	Payable Description	Discount Amount	Payable Amount	
00183	C.H. WILLIAMS & SONS INC.	03/30/2023	Regular	0.00	130.00	56490
<a href="#">167978</a>	Invoice	03/29/2023	Gas cylinder rentals	0.00	130.00	
00237	CARR, GEORGE	03/30/2023	Regular	0.00	475.00	56491
<a href="#">INV0008815</a>	Invoice	03/21/2023	Registration Reimbursement - Pre-paid	0.00	475.00	
00310	CLARK'S PEST CONTROL	03/30/2023	Regular	0.00	190.00	56492
<a href="#">32878941</a>	Invoice	03/29/2023	PEST CONTROL	0.00	119.00	
<a href="#">32879802</a>	Invoice	03/29/2023	PEST CONTROL	0.00	71.00	
01538	Colonial Life	03/30/2023	Regular	0.00	583.20	56493
<a href="#">54059070301765</a>	Invoice	03/01/2023	Colonial Life	0.00	583.20	
01866	Consuela Badillo	03/30/2023	Regular	0.00	500.00	56494
<a href="#">INV0008812</a>	Invoice	03/27/2023	Senior center rental refund of deposit	0.00	500.00	
01865	Desirae Duke	03/30/2023	Regular	0.00	100.00	56495
<a href="#">INV0008811</a>	Invoice	03/27/2023	Park rental refund of deposit	0.00	100.00	
00513	GARTON TRACTOR	03/30/2023	Regular	0.00	388.46	56496
<a href="#">P1128801</a>	Invoice	03/29/2023	filters for Kubota equipment	0.00	388.46	
00528	GILTON SOLID WASTE MANAGE	03/30/2023	Regular	0.00	67,140.24	56497
<a href="#">INV0008814</a>	Invoice	03/29/2023	GARBAGE SERVICE- FEBRUARY	0.00	67,140.24	
01322	GOSE, ASHTON	03/30/2023	Regular	0.00	35.46	56498
<a href="#">INV0008813</a>	Invoice	03/29/2023	cancelled polciy with aflac, taken out in error	0.00	35.46	
01256	JOSEPHINE'S SPECIALTIES	03/30/2023	Regular	0.00	199.23	56499
<a href="#">737</a>	Invoice	03/24/2023	Perez & Weimer City Shirts	0.00	199.23	
00718	LEAGUE OF CALIF. CITIES	03/30/2023	Regular	0.00	74.95	56500
<a href="#">8155</a>	Invoice	02/08/2023	Membership dues for Central Valley Division...	0.00	74.95	
00837	NORTHSTAR CHEMICAL	03/30/2023	Regular	0.00	2,303.89	56501
<a href="#">248828</a>	Invoice	03/29/2023	Blanket PO	0.00	2,303.89	
00886	PIZZA FACTORY	03/30/2023	Regular	0.00	117.82	56502
<a href="#">INV0008816</a>	Invoice	03/29/2023	Staff meeting 11:30am-1pm	0.00	117.82	
01493	Salonen Electrical Inc	03/30/2023	Regular	0.00	330.00	56503
<a href="#">3970</a>	Invoice	03/22/2023	electrical work at 3rd st building	0.00	330.00	
01272	SARAH CHAVARIN	03/30/2023	Regular	0.00	83.68	56504
<a href="#">INV0008818</a>	Invoice	03/29/2023	qtrly meting bday cake - 2015 Bond release ...	0.00	83.68	
01599	SMILE BUSINESS PRODUCTS, INC	03/30/2023	Regular	0.00	89.55	56505
<a href="#">1108213</a>	Invoice	03/23/2023	COPIES	0.00	89.55	
01709	The Lincoln National Life Insurance Company	03/30/2023	Regular	0.00	76.47	56506
<a href="#">4532007508</a>	Invoice	03/29/2023	Life Insurance	0.00	76.47	
01820	Thompson Woolley Builders, Inc	03/30/2023	Regular	0.00	1,675.00	56507
<a href="#">I-23-633</a>	Invoice	03/24/2023	additional roof coating around SE roof drain	0.00	800.00	
<a href="#">I-23-637</a>	Invoice	03/24/2023	Install addition receptacles in new office	0.00	875.00	
01192	VISION SERVICE PLAN	03/30/2023	Regular	0.00	1,164.54	56508
<a href="#">817511585</a>	Invoice	03/19/2023	MEDICAL INSURANCE WITHHELD- March/Apr..	0.00	1,164.54	
01144	TROPHY WORKS	03/30/2023	Regular	0.00	106.78	56509
<a href="#">613411</a>	Invoice	03/28/2023	Mahogany w/ gold plaque for Jaime	0.00	47.45	
<a href="#">913424</a>	Invoice	03/29/2023	4 Brass name plates	0.00	59.33	
01257	1ST SECURITY & SOUND INC	04/10/2023	Regular	0.00	149.85	56510
<a href="#">0217381</a>	Invoice	04/03/2023	MONITORING	0.00	149.85	
01532	Adrian Luna	04/10/2023	Regular	0.00	120.00	56511

## Check Report

Date Range: 03/22/2023 - 04/19/2023

Vendor Number	Vendor Name	Payment Date	Payment Type	Discount Amount	Payment Amount	Number
Payable #	Payable Type	Post Date	Payable Description	Discount Amount	Payable Amount	
<a href="#">INV0008855</a>	Invoice	04/06/2023	Waterwaste treatment exam	0.00	120.00	
01603	Amazon Capital Services, Inc.	04/10/2023	Regular	0.00	1,136.63	56512
<a href="#">11VY-GG7P-LY33</a>	Invoice	04/06/2023	paint gun (for Graffiti)	0.00	700.10	
<a href="#">1HX1-H1NG-7J67</a>	Invoice	04/06/2023	small tools milwakee grinder	0.00	289.17	
<a href="#">1KDH-P3PM-P63L</a>	Invoice	04/06/2023	starter for mower	0.00	147.36	
00463	EXPRESS PERSONNEL SERVICE	04/10/2023	Regular	0.00	1,033.60	56513
<a href="#">28800360</a>	Invoice	03/29/2023	Extra Help- PW	0.00	1,033.60	
00464	EZ NETWORK SOLUTIONS	04/10/2023	Regular	0.00	6,147.49	56514
<a href="#">42391</a>	Invoice	04/04/2023	IT SERVICES	0.00	1,133.29	
<a href="#">TS42470</a>	Invoice	04/04/2023	IT SERVICES	0.00	5,014.20	
00528	GILTON SOLID WASTE MANAGE	04/10/2023	Regular	0.00	1,895.07	56515
<a href="#">HUGHSS-080</a>	Invoice	03/31/2023	STREET SWEEPING-March	0.00	1,895.07	
01851	Grid Solutions (US) LLC	04/10/2023	Regular	0.00	1,083.23	56516
<a href="#">1589651</a>	Invoice	02/17/2023	HATCH LIFT STATION	0.00	1,083.23	
01794	HdL Coren & Cone	04/10/2023	Regular	0.00	768.62	56517
<a href="#">SIN026493</a>	Invoice	03/30/2023	Contract Services - Sales tax (Jan-Mar 2023)	0.00	768.62	
00682	KAISER FOUNDATION HEALTH	04/10/2023	Regular	0.00	7,117.82	56518
<a href="#">691534641927</a>	Invoice	04/03/2023	MEDICAL SERVICES- MAY	0.00	7,117.82	
01867	KIM WEIMER	04/10/2023	Regular	0.00	200.00	56519
<a href="#">INV0008849</a>	Invoice	04/05/2023	Intermediate Governmental Accounting Class	0.00	200.00	
01838	Machado & Sons Construction, Inc	04/10/2023	Regular	0.00	7,050.00	56520
<a href="#">18036</a>	Invoice	03/31/2023	ADA ramp to the new planning and building ...	0.00	7,050.00	
01459	Merry Mayhew	04/10/2023	Regular	0.00	126.05	56521
<a href="#">INV0008844</a>	Invoice	04/05/2023	Jaime's retirement party	0.00	126.05	
00824	NEUMILLER & BEARDSLEE	04/10/2023	Regular	0.00	10,865.17	56522
<a href="#">339466</a>	Invoice	03/24/2023	LEGAL SERVICES	0.00	1,600.00	
<a href="#">339601</a>	Invoice	03/24/2023	LEGAL SERVICES	0.00	9,265.17	
00855	OPERATING ENGINEERS LOCAL	04/10/2023	Regular	0.00	330.00	56523
<a href="#">INV0008850</a>	Invoice	04/05/2023	LOCAL UNION DUES #3	0.00	330.00	
00878	PETTY CASH	04/10/2023	Regular	0.00	190.01	56524
<a href="#">March 2023</a>	Invoice	01/20/2023	Petty cash Jan 20th - March 31st	0.00	190.01	
00879	PG & E	04/10/2023	Regular	0.00	1,850.35	56525
<a href="#">INV0008843</a>	Invoice	04/05/2023	UTILITIES	0.00	1,850.35	
01040	STANISLAUS COUNTY SHERIFF	04/10/2023	Regular	0.00	116,752.00	56526
<a href="#">February 2023</a>	Invoice	03/11/2023	Law Enforcement Services - Feb 2023	0.00	116,752.00	
01089	SUTTER GOULD MEDICAL FOUN	04/10/2023	Regular	0.00	78.00	56527
<a href="#">997569420-43</a>	Invoice	03/27/2023	Danielle Perez - Pre-Employment Physical	0.00	78.00	
01149	TURLOCK IRRIGATION DIST.	04/10/2023	Regular	0.00	1,479.60	56528
<a href="#">INV0008845</a>	Invoice	04/05/2023	Assessment- 1st/2nd Installment Parcel 018...	0.00	790.80	
<a href="#">INV0008846</a>	Invoice	03/21/2023	Assessment- 1st/2nd Installment Parcel 009...	0.00	688.80	
01176	USA BLUE BOOK	04/10/2023	Regular	0.00	868.12	56529
<a href="#">288098</a>	Invoice	04/06/2023	supplies	0.00	868.12	
01264	VERIZON WIRELESS	04/10/2023	Regular	0.00	152.04	56530
<a href="#">9930948410</a>	Invoice	03/24/2023	MIFI DEVICES/ CAMERAS	0.00	152.04	
01420	CALIFORNIA STATE DISBURSEMENT UNIT	04/10/2023	Regular	0.00	40.12	56531
<a href="#">INV0008829</a>	Invoice	03/31/2023	INCOME WITHHOLDING FOR CHILD SUPPORT	0.00	40.12	

## Check Report

Date Range: 03/22/2023 - 04/19/2023

Vendor Number	Vendor Name	Payment Date	Payment Type	Discount Amount	Payment Amount	Number
Payable #	Payable Type	Post Date	Payable Description	Discount Amount	Payable Amount	
00049	ALLIED ADMINISTRATORS	04/13/2023	Regular	0.00	3,015.65	56532
<a href="#">INV0008886</a>	Invoice	04/11/2023	DELTA DENTAL - May 2023	0.00	3,015.65	
01548	Amy Beasley	04/13/2023	Regular	0.00	135.00	56533
<a href="#">INV0008873</a>	Invoice	04/07/2023	Cancelled by City for not providing insurance	0.00	135.00	
00094	AT&T MOBILITY	04/13/2023	Regular	0.00	399.19	56534
<a href="#">04012023</a>	Invoice	04/02/2023	PHONES	0.00	399.19	
00104	AYERA TECHNOLOGIES INC.	04/13/2023	Regular	0.00	84.00	56535
<a href="#">451356</a>	Invoice	04/01/2023	Ayera Tech Blanket P.O.	0.00	84.00	
01868	Carissa Espinoza	04/13/2023	Regular	0.00	28.00	56536
<a href="#">INV0008888</a>	Invoice	04/12/2023	Damage Deposit	0.00	28.00	
00284	CHARTER COMMUNICATION	04/13/2023	Regular	0.00	259.38	56537
<a href="#">0013555040123</a>	Invoice	04/01/2023	IP ADDRESS- PINE ST	0.00	259.38	
00305	CITY OF HUGHSON	04/13/2023	Regular	0.00	2,125.55	56538
<a href="#">INV0008885</a>	Invoice	04/11/2023	LLDS & STARN PARK	0.00	2,125.55	
00463	EXPRESS PERSONNEL SERVICE	04/13/2023	Regular	0.00	4,372.88	56539
<a href="#">28642084</a>	Invoice	02/15/2023	Extra Help- PW	0.00	601.92	
<a href="#">28667687</a>	Invoice	02/22/2023	Extra Help- PW	0.00	1,975.76	
<a href="#">28690373</a>	Invoice	03/01/2023	Extra Help- PW	0.00	761.60	
<a href="#">28827893</a>	Invoice	04/05/2023	Extra Help- PW	0.00	1,033.60	
00546	GRANITE TELECOMMUNICATION	04/13/2023	Regular	0.00	1,439.10	56540
<a href="#">596073716</a>	Invoice	04/01/2023	PHONES	0.00	1,439.10	
01612	GreatAmerica Financial Svcs.	04/13/2023	Regular	0.00	397.63	56541
<a href="#">33749155</a>	Invoice	03/30/2023	LEASE	0.00	397.63	
00614	HUGHSON FARM SUPPLY	04/13/2023	Regular	0.00	1,600.62	56542
<a href="#">CM0000156</a>	Credit Memo	03/17/2023	Blanket P.O. hughson farm supply	0.00	-15.08	
<a href="#">H449196</a>	Invoice	04/10/2023	parts for Virismo mower	0.00	800.75	
<a href="#">H449209</a>	Invoice	04/10/2023	parts for Virismo mower	0.00	51.08	
<a href="#">H449399</a>	Invoice	03/08/2023	Blanket P.O. hughson farm supply	0.00	43.77	
<a href="#">H449426</a>	Invoice	03/08/2023	Blanket P.O. hughson farm supply	0.00	40.52	
<a href="#">H449583</a>	Invoice	03/09/2023	Blanket P.O. hughson farm supply	0.00	4.58	
<a href="#">H449930</a>	Invoice	03/14/2023	Blanket PO	0.00	120.68	
<a href="#">H450300</a>	Invoice	03/17/2023	Blanket P.O. hughson farm supply	0.00	44.16	
<a href="#">H450616</a>	Invoice	03/20/2023	Blanket PO	0.00	10.00	
<a href="#">H450620</a>	Invoice	03/20/2023	Blanket P.O. hughson farm supply	0.00	101.32	
<a href="#">H450749</a>	Invoice	03/21/2023	Blanket P.O. hughson farm supply	0.00	51.32	
<a href="#">H451053</a>	Invoice	03/24/2023	Blanket P.O. hughson farm supply	0.00	54.24	
<a href="#">H451362</a>	Invoice	03/27/2023	Blanket P.O. hughson farm supply	0.00	64.66	
<a href="#">H451655</a>	Invoice	03/30/2023	Blanket P.O. hughson farm supply	0.00	16.16	
<a href="#">H451686</a>	Invoice	03/30/2023	Blanket PO	0.00	182.52	
<a href="#">H451734</a>	Invoice	03/30/2023	Blanket P.O. hughson farm supply	0.00	5.38	
<a href="#">H451738</a>	Invoice	03/30/2023	Blanket P.O. hughson farm supply	0.00	24.56	
00627	HUGHSON NAPA AUTO & TRUCK	04/13/2023	Regular	0.00	301.48	56543
<a href="#">357349</a>	Invoice	03/01/2023	Blanket PO Napa Fleet	0.00	30.36	
<a href="#">357363</a>	Invoice	03/01/2023	Balnknet PO	0.00	42.99	
<a href="#">357434</a>	Invoice	03/02/2023	Blanket PO Napa Fleet	0.00	61.96	
<a href="#">357791</a>	Invoice	03/08/2023	Blanket PO Napa	0.00	36.66	
<a href="#">357832</a>	Credit Memo	03/09/2023	1026 Regular	0.00	-36.66	
<a href="#">357863</a>	Invoice	03/09/2023	Blanket PO Napa Fleet	0.00	46.59	
<a href="#">357900</a>	Invoice	03/10/2023	Blanket PO Napa Fleet	0.00	55.40	
<a href="#">357924</a>	Invoice	03/10/2023	Blanket PO Napa	0.00	9.36	
<a href="#">358981</a>	Invoice	03/28/2023	Balnknet PO	0.00	44.03	
<a href="#">359003</a>	Invoice	03/28/2023	Blanket PO Napa	0.00	10.79	

## Check Report

Date Range: 03/22/2023 - 04/19/2023

Vendor Number	Vendor Name	Payment Date	Payment Type	Discount Amount	Payment Amount	Number
Payable #	Payable Type	Post Date	Payable Description	Discount Amount	Payable Amount	
01069	Jared Steeley Water & Wastewater Management	04/13/2023	Regular	0.00	4,115.00	56544
<a href="#">9800</a>	Invoice	04/03/2023	Blanket PO Lab /service	0.00	4,115.00	
01864	Parkson Corporation	04/13/2023	Regular	0.00	438.85	56545
<a href="#">AR1/51031220</a>	Invoice	04/10/2023	HOSE FLEX RUBBER	0.00	438.85	
01073	STILES TRUCK BODY & EQUIP	04/13/2023	Regular	0.00	500.00	56546
<a href="#">68946</a>	Invoice	04/12/2023	Crane repair	0.00	500.00	
01093	SYNAGRO WEST, LLC	04/13/2023	Regular	0.00	9,970.09	56547
<a href="#">37461</a>	Invoice	04/01/2023	Blanket PO Sludge waste	0.00	9,970.09	
01115	THE HOME DEPOT CRC	04/13/2023	Regular	0.00	509.51	56548
<a href="#">023909</a>	Invoice	03/23/2023	Blanket PO home depot	0.00	159.44	
<a href="#">028388</a>	Invoice	02/28/2023	Blanket PO home depot	0.00	42.27	
<a href="#">028837</a>	Invoice	03/28/2023	Blanket PO home depot	0.00	86.44	
<a href="#">208465</a>	Invoice	03/21/2023	Blanket PO home depot	0.00	192.47	
<a href="#">2180345</a>	Invoice	03/21/2023	Blanket PO home depot	0.00	25.99	
<a href="#">INV0008896</a>	Invoice	03/30/2023	Blanket PO home depot	0.00	2.90	
01176	USA BLUE BOOK	04/13/2023	Regular	0.00	229.89	56549
<a href="#">319658</a>	Invoice	04/12/2023	WELL 3 FLOAT	0.00	45.24	
<a href="#">319906</a>	Invoice	04/12/2023	CLORINE PARTS	0.00	184.65	
01206	WARDEN'S OFFICE	04/13/2023	Regular	0.00	559.42	56550
<a href="#">2095877-0</a>	Invoice	04/06/2023	MISC OFFICE SUPPLIES	0.00	559.42	
01420	CALIFORNIA STATE DISBURSEMENT UNIT	04/14/2023	Regular	0.00	40.12	56551
<a href="#">INV0008915</a>	Invoice	04/14/2023	INCOME WITHHOLDING FOR CHILD SUPPORT	0.00	40.12	
01869	Ranch Hand Kitchen	04/14/2023	Regular	0.00	219.09	56552
<a href="#">INV0008929</a>	Invoice	04/14/2023	Mayor's meeting hosted by Hughson	0.00	219.09	

## Bank Code Payable Bank Summary

Payment Type	Payable Count	Payment Count	Discount	Payment
Regular Checks	156	99	0.00	476,120.50
Manual Checks	0	0	0.00	0.00
Voided Checks	0	1	0.00	-241.10
Bank Drafts	0	0	0.00	0.00
EFT's	0	0	0.00	0.00
	<b>156</b>	<b>100</b>	<b>0.00</b>	<b>475,879.40</b>

**All Bank Codes Check Summary**

Payment Type	Payable Count	Payment Count	Discount	Payment
Regular Checks	156	99	0.00	476,120.50
Manual Checks	0	0	0.00	0.00
Voided Checks	0	1	0.00	-241.10
Bank Drafts	0	0	0.00	0.00
EFT's	0	0	0.00	0.00
	<b>156</b>	<b>100</b>	<b>0.00</b>	<b>475,879.40</b>

**Fund Summary**

Fund	Name	Period	Amount
999	POOLED CASH/CONSOLIDATED CASH	3/2023	285,705.18
999	POOLED CASH/CONSOLIDATED CASH	4/2023	190,174.22
			<b>475,879.40</b>



UBPKT03126 - Generate Refund Checks

Account	Name	Date	Check #	Amount	Code	Receipt	Amount	Type
16-2635-001	HURST, EMILY & WADE	3/23/2023	56454	534.93			534.93	Generated From Billing
Total Refunds: 1		Total Refunded Amount:		534.93				

Revenue Code Summary

Revenue Code	Amount
996 - UNAPPLIED CREDITS	534.93
Revenue Total:	534.93

General Ledger Distribution

Posting Date: 03/23/2023

	Account Number	Account Name	Posting Amount	IFT
Fund: 510 - WATER/SEWER DEPOSIT	510-10001	CLAIM ON CASH-WATER/SEWER DEPOSIT	-534.93	Yes
	510-11040	CUSTOMER CREDITS	534.93	
	510 Total:		0.00	
Fund: 999 - POOLED CASH/CONSOLIDATED CASH	999-10010	CASH IN BANK-MONEY MARKET	-534.93	
	999-20000	DUE TO OTHER FUNDS (POOLED CASH)	534.93	Yes
	999 Total:		0.00	
	Distribution Total:		0.00	



Hughson

# Refund Check Register

## Refund Check Detail

UBPKT03123 - Generate Refund Checks

Account	Name	Date	Check #	Amount	Code	Receipt	Amount	Type
12-0300-001	FOX ROAD SCHOOL	3/22/2023	56452	69,370.10			69370.10	Generated From Billing
Total Refunds: 1		Total Refunded Amount:		69,370.10				

### Revenue Code Summary

Revenue Code	Amount
996 - UNAPPLIED CREDITS	69370.10
Revenue Total:	69370.10

### General Ledger Distribution

Posting Date: 03/22/2023

	Account Number	Account Name	Posting Amount	IFT
Fund: 510 - WATER/SEWER DEPOSIT	510-10001	CLAIM ON CASH-WATER/SEWER DEPOSIT	-69,370.10	Yes
	510-11040	CUSTOMER CREDITS	69,370.10	
	510 Total:		0.00	
Fund: 999 - POOLED CASH/CONSOLIDATED CASH	999-10010	CASH IN BANK-MONEY MARKET	-69,370.10	Yes
	999-20000	DUE TO OTHER FUNDS (POOLED CASH)	69,370.10	
	999 Total:		0.00	
	Distribution Total:		0.00	





## **CITY COUNCIL AGENDA ITEM NO. 3.3**


### **SECTION 3: CONSENT CALENDAR**

**Meeting Date:** April 24, 2023

**Subject:** Approval of the First Amendment to the Agreement with the Hughson Chamber of Commerce for Promotional Services and Authorization for the City Manager to Execute the Agreement

**Enclosures:** First Amendment to the Agreement between the City of Hughson and the Hughson Chamber of Commerce  
Agreement between the City of Hughson and the Hughson Chamber of Commerce

**Presented By:** Merry Mayhew, City Manager

**Approved By:**   
City Manager

---

#### **Staff Recommendations:**

1. Approve the First Amendment to the Agreement with the Hughson Chamber of Commerce for promotional services.
2. Authorize the City Manager to execute the agreement inclusive of any final edits by the City Attorney.

#### **Background and Overview:**

On March 14, 2016, the Hughson City Council approved a sponsorship agreement, in the amount of \$5,000 annually, with the Hughson Chamber of Commerce for the Hughson Fruit and Nut Festival and the Hughson Christmas Festival. Due to the success of both events, the promotional opportunity for the City of Hughson, during the annual signature events, is considered beneficial to the City of Hughson. The Agreement with the Chamber of Commerce was amended annually through 2019.

The Hughson Chamber of Commerce Board of Directors explored new services to be offered based on the needs of local businesses. Notary and Certificate of Origin services were two new services that the Board of Directors expressed interest in providing to members and the public going forward. While these services are not currently offered by the Chamber, the festivals (Hughson Fruit and Nut and Hughson Christmas Parade/Festival), networking opportunities, business support, marketing,

referrals, ribbon cuttings, education, etc. provide opportunities for the City to partner with the Chamber.

In March 2020, due to the COVID-19 pandemic, the Fruit and Nut Festival as well as the Christmas Festival was canceled and the City did not bring forward the Agreement for renewal in years 2020 and 2021.

**Discussion:**

In March 2022, the City Council approved a new Agreement with the Hughson Chamber of Commerce for Promotional Services that differed from past agreements, in that the City sponsorship of the Chamber events will be through in-kind City services as opposed to paying \$5,000 annually.

The main elements of the new Agreement are as follows:

Term: March 15, 2022, to March 15, 2023.

Extension: By Written Agreement.

Cost: In-kind City services up to a \$10,307 not-to-exceed amount:

- Street Closure Permit
- Garbage bags
- City staff overtime
- Additional police services
- Rental of water barricades

Services provided by the Chamber include:

- VIP Stars Sponsorship of the Hughson Fruit and Nut Festival.
- Event Sponsorship of the Hughson Christmas Festival.
- Promotion of City and local businesses through the Chamber newsletter, website, Facebook, and other social media.

The services provided by the Hughson Chamber of Commerce through this agreement will promote the City of Hughson and its initiatives at Chamber events. This First Amendment to the Agreement (attached) extends the term and adds the following conditions to the Agreement:

The term of the Agreement will automatically renew for successive terms of 12 months each unless terminated in accordance with the Agreement.

The Chamber will obtain a license from California Department of Alcohol Beverage Control to allow the sale and consumption of alcoholic beverages during the Festival;

The Chamber will submit a detailed site plan for the Festival to the City for approval; and

The Chamber will submit to the City an application for a Festival permit: a copy of the application, an alcohol license, and a road closure permit.

**Fiscal Impact:**

The in-kind costs associated with the Agreement with the Hughson Chamber of Commerce for Promotional Services were up to \$10,307 in-kind services. In 2023, the cost for the Sheriff's Department for the Festival has increased to an estimated \$13,675.36. Historically the Sheriff's Department absorbed half of the cost and the City absorbed the other half, which increases the City's portion as noted below. In future years, and as the Festival grows the City will work with the Chamber to also absorb a portion of the Sheriff's costs. Currently, the in-kind services are funded from the General Fund and are budgeted annually:

Street Closure Permit	\$207
Garbage Bags	\$400
Staff Overtime	\$700 (up to 16 hours)
Additional Police Services	\$6,838
Rental of Water Barricades	<u>\$2,500</u>
	\$10,645

**FIRST AMENDMENT  
TO  
AGREEMENT BETWEEN THE CITY OF HUGHSON AND THE HUGHSON  
CHAMBER OF COMMERCE FOR PROMOTIONAL SERVICES**

This First Amendment to Agreement Between the City of Hughson and the Hughson Chamber of Commerce for Promotional Services ("*First Amendment*") is entered into as of April 4, 2023 by and between the City of Hughson, a California general law city ("*City*") and the Hughson Chamber of Commerce, a California nonprofit mutual benefit corporation ("*Chamber*").

**Recitals:**

- A. City and Chamber did enter into that certain Agreement Between the City of Hughson and the Hughson Chamber of Commerce for Promotional Services dated March 15, 2022 ("*Agreement*") for promotional services to be provided by Chamber for City.
- B. City and Chamber now wish to amend the Agreement as provided in this First Amendment.

**Agreement:**

1. Section 1.4 of the Agreement, containing a definition of "Expiration Date", is deleted in its entirety.
2. Section 2 of the Agreement is deleted and replaced in its entirety with the following:
  2. TERM. The term of this Agreement shall commence as 12:00 a.m. on the Commencement Date and shall be automatically renewed for successive terms of twelve (12) months each unless terminated in accordance with Section 11 of this Agreement.
3. Section 7 of the Agreement is renamed "COVENANTS OF THE PARTIES".
4. New Subsection 7.2 is added to the Agreement as follows:
  - 7.2. Chamber will obtain a license from the California Department of Alcohol Beverage Control to allow the sale and consumption of alcoholic beverages during the Hughson Fruit and Nut Festival at one or more locations hosting the Festival within the City limits ("*ABC License*"). Chamber will comply with all terms of the ABC License.
5. New Subsection 7.3 is added to the Agreement as follows:
  - 7.3. At least 90 days prior to the commencement date of the Hughson Fruit and Nut Festival, Chamber will submit a detailed site plan for the Festival to City for its approval. Upon obtaining City approval of the site plan, Chamber will deliver a copy of the

approved site plan to the Hughson Chief of Police and the Hughson Consolidated Fire Department.

6. New Subsection 7.4 is added to the Agreement as follows:

7.4. Chamber acknowledges and agrees Title 9, Chapter 16 of the Hughson Municipal Code is applicable to the Hughson Fruit and Nut Festival, and Chamber agrees it will submit an application for a permit for the Festival to the Hughson Community Development Director a copy of the application, alcohol license, and road closures.

7. Section 11 of the Agreement is deleted and replaced in its entirety with the following:

11. TERMINATION. Either City or Chamber may terminate this Agreement for any or no reason upon delivery of written to the non-terminating party; provided however, if City has delivered compensation to Chamber as set forth in Section 4 of this Agreement, then Chamber may not terminate this Agreement until after completion of the Hughson Fruit and Nut Festival for which such compensation was delivered.

8. All provisions of the Agreement, as amended, except as modified by this First Amendment, remain in full force and effect and are reaffirmed.

9. All capitalized terms used herein but not specifically defined herein have the meaning given to them in the Agreement.

10. The recitals first-above written are incorporated into this First Amendment.

11. This First Amendment may be executed via telefax or electronic signatures and simultaneously in one or more counterparts, each of which will be deemed an original, but all of which together shall constitute one and the same instrument.

**“CITY”:**

**CITY OF HUGHSON,**  
a California general law city

By: \_\_\_\_\_

Name: Merry Mayhew

Title: City Manager

**“CHAMBER:**

**HUGHSON CHAMBER OF COMMERCE**  
a California nonprofit mutual benefit corporation

By:  \_\_\_\_\_

Name: Rikki Perezchica

Title: Hughson Chamber of Commerce President

**AGREEMENT BETWEEN  
THE CITY OF HUGHSON AND THE HUGHSON CHAMBER OF COMMERCE  
FOR PROMOTIONAL SERVICES**

This Agreement for Promotional and Notary Services (the "Agreement") is made and entered into this 15th day of March 2022 by and between the City of Hughson, a General Law City ("City") and the Hughson Chamber of Commerce ("Chamber").

**RECITALS**

WHEREAS, the City desires to continue supporting economic development within the City of Hughson for the benefit of all of its residents through and including sponsorship of events open to the entire community as well as supporting the Chamber of Commerce, and

WHEREAS, the Chamber has several events that focus on local economic activities as well as events open to the entire community; and

WHEREAS, the City and Chamber desire to enter into this agreement to aid the City in accomplishing its efforts in promoting the City.

NOW, THEREFORE, in consideration of the mutual covenants and conditions contained herein, the parties agree as follows:

**AGREEMENT**

1. **DEFINITIONS**

1.1. "Scope of Services": The professional services to be provided are set forth in the "Scope of Services" attached hereto as Exhibit A and incorporated herein by this reference.

1.2. "Approved Fee Schedule": The compensation for such services will be through in-kind City services as set forth in section 4.1.

1.3. "Commencement Date": March 15, 2022.

1.4. "Expiration Date": March 14, 2023.

2. **TERM**

The term of this Agreement shall commence at 12:00 a.m. on the Commencement Date and shall expire at 11:59 p.m. on the Expiration Date unless extended by written agreement of the parties or terminated earlier in accordance with Section 14 ("Termination") below.

3. SERVICES TO BE PROVIDED

3.1. The Chamber shall be required to perform all of the services identified in the Scope of Services attached hereto as Exhibit A.

3.2. The Chamber shall perform all work to the highest standards of its profession and in a manner reasonably satisfactory to the City.

3.3. The Chamber represents that it has, or will secure at its own expense, all personnel required to perform the services identified in the Scope of Services. All such services shall be performed by the Chamber or under its supervision, and all personnel engaged in the work shall be qualified to perform such services.

4. COMPENSATION

4.1. As consideration for the Chamber performing services set forth in Section 3.1, the City shall provide the following in-kind services up to the amounts identified for the Hughson Fruit and Nut Festival:

Service	Not-to-Exceed
Street Closure Permit	\$207
Garbage Bags	\$400
Staff Overtime	\$700 (up to 16 hours)
Additional Police Services	\$6,500
Rental of Water Barricades	<u>\$2,500</u>

Total Not-to-Exceed Amount\$10,307

5. RELATIONSHIP OF PARTIES

The Chamber is, and shall at all times remain as to the City, a wholly independent contractor. The Chamber shall have no power to incur any debt, obligation, or liability on behalf of the City or otherwise to act on behalf of the City as an agent. Neither the City nor any of its agents shall have control over the conduct of the Chamber or any of the Chamber's employees, except to the extent provided in this Agreement. The Chamber shall not represent that it is, or that any of its agents or employees are, in any manner employees of the City.

6. MUTUAL INDEMNIFICATION

6.1. To the fullest extent permitted by law, the Chamber and City shall each indemnify, hold harmless and defend the other and the other's officers, agents, employees and volunteers from and against any and all claims and losses, costs or expenses for any damage due to death or injury to any person and injury to any property resulting from any alleged intentional, reckless, negligent, or otherwise wrongful acts, errors or omissions of the other or any of its officers, employees, servants, agents, or subcontractors in the performance of this Agreement.

Such costs and expenses shall include reasonable attorneys' fees incurred by counsel of party's choice.

6.2. The obligations of the Chamber and City under this Section 6 will not be limited by the provisions of any workers' compensation act or similar act. The parties expressly waive its statutory immunity under such statutes or laws as to the other party, its officers, agents, employees and volunteers.

6.3. The parties do not, and shall not, waive any rights that it may possess against the other because of the acceptance by the party, or the deposit with a party, of any insurance policy or certificate required pursuant to this Agreement. This hold harmless and indemnification provision shall apply regardless of whether or not any insurance policies are determined to be applicable to the claim, demand, damage, liability, loss, cost or expense.

## 7. MUTUAL COOPERATION

7.1. The City shall provide the Chamber with all pertinent data, documents and other requested information as is reasonably available for the proper performance of Chamber's services under this Agreement.

## 8. RECORDS AND INSPECTIONS

The Chamber shall maintain full and accurate records with respect to all matters covered under this Agreement for a period of three years after the expiration or termination of this Agreement. The City shall have the right to access and examine such records, without charge, during normal business hours. The City shall further have the right to audit such records, to make transcripts therefrom and to inspect all program data, documents, proceedings, and activities.

## 9. NOTICES

Any notices, bills, invoices, or reports required by this Agreement shall be deemed received on: (i) the day of delivery if delivered by hand, facsimile or overnight courier service during the Chamber's and City's regular business hours; or (ii) on the third business day following deposit in the United States mail if delivered by mail, postage prepaid, to the addresses listed below (or to such other addresses as the parties may, from time to time, designate in writing).

If to City:

City of Hughson  
P.O. Box 9  
Hughson, CA 95326  
Telephone: (209) 883-4055  
Facsimile: (209) 883-2638



With courtesy copy to:

Daniel J. Schroeder, City Attorney  
Neumiller & Beardslee  
P.O. Box 20  
3121 W. March Lane, Suite 100  
Stockton, CA 95219  
Telephone: (209) 948-8200  
Facsimile: (209) 948-4910

If to Chamber:

Hughson Chamber of Commerce  
7012 Pine Street/PO Box 1717  
Hughson, CA 95326  
Telephone: (209) 883-0811  
Facsimile: (209) 883-0305

10. SURVIVING COVENANTS

The parties agree that the covenants contained in Section 6 and 7 of this Agreement shall survive the expiration or termination of this Agreement.

11. TERMINATION

11.1. Either party to his Agreement may terminate this agreement for cause upon the breach of this Agreement by the other party.

12. GENERAL PROVISIONS

12.1. In the performance of this Agreement, the Chamber shall not discriminate against any employee, subcontractor, or applicant for employment because of race, color, creed, religion, sex, marital status, sexual orientation, national origin, ancestry, age, physical or mental disability or medical condition.

12.2. The captions appearing at the commencement of the sections hereof, and in any paragraph thereof, are descriptive only and for convenience in reference to this Agreement. Should there be any conflict between such heading, and the section or paragraph thereof at the head of which it appears, the section or paragraph thereof, as the case may be, and not such heading, shall control and govern in the construction of this Agreement. Masculine or feminine pronouns shall be substituted for the neuter form and vice versa, and the plural shall be substituted for the singular form and vice versa, in any place or places herein in which the context requires such substitution(s).

12.3. The waiver by the Chamber or City of any breach of any term, covenant or condition herein contained shall not be deemed to be a waiver of such term, covenant or condition or of any subsequent breach of the same or any other term, covenant or condition

herein contained. No term, covenant or condition of this Agreement shall be deemed to have been waived by the Chamber or City unless in writing.

12.4. Each right, power and remedy provided for herein or now or hereafter existing at law, in equity, by statute, or otherwise shall be cumulative and shall be in addition to every other right, power, or remedy provided for herein or now or hereafter existing at law, in equity, by statute, or otherwise. The exercise, the commencement of the exercise, or the forbearance of the exercise by any party of any one or more of such rights, powers or remedies shall not preclude the simultaneous or later exercise by such party of any of all of such other rights, powers or remedies. In the event legal action shall be necessary to enforce any term, covenant or condition herein contained, the party prevailing in such action, whether reduced to judgment or not, shall be entitled to its reasonable court costs, including accountants' fees, if any, and attorneys' fees expended in such action. The venue for any litigation shall be Stanislaus County, California.


12.5. If any term or provision of this Agreement or the application thereof to any person or circumstance shall, to any extent, be invalid or unenforceable, then such term or provision shall be amended to, and solely to, the extent necessary to cure such invalidity or unenforceability, and in its amended form shall be enforceable. In such event, the remainder of this Agreement, or the application of such term or provision to persons or circumstances other than those as to which it is held invalid or unenforceable, shall not be affected thereby, and each term and provision of this Agreement shall be valid and be enforced to the fullest extent permitted by law.

12.6. This Agreement shall be governed and construed in accordance with the laws of the State of California.


12.7. All documents referenced as exhibits in this Agreement are hereby incorporated into this Agreement. In the event of any material discrepancy between the express provisions of this Agreement and the provisions of any document incorporated herein by reference, the provisions of this Agreement shall prevail. This instrument contains the entire Agreement between City and the Chamber with respect to the transactions contemplated herein. No other prior oral or written agreements are binding upon the parties. Amendments hereto or deviations here from shall be effective and binding only if made in writing and executed by City and the Chamber.

TO EFFECTUATE THIS AGREEMENT, the parties have caused their duly authorized representatives to execute this Agreement on the dates set forth below.


**HUGHSON CHAMBER OF COMMERCE**

By:   
Rikki Perezchica, President

**CITY OF HUGHSON**

By:   
George Carr, Mayor

**APPROVED AS TO FORM**

By:   
Daniel J. Schroeder, City Attorney

**EXHIBIT A**  
**SCOPE OF WORK**


The Chamber shall perform the following services:

- The Chamber shall list the City as a \$5,000 Premier VIP Sponsor of the Hughson Fruit and Nut Festival Sponsorship.
- The Chamber shall list the City as the highest-level Event Sponsor of the Hughson Christmas Festival Sponsorship.
- The Chamber shall promote the City and local businesses through the Chamber Newsletter, Website, Facebook and other social media accounts.



## CITY COUNCIL AGENDA ITEM NO. 3.4

### SECTION 3: CONSENT CALENDAR

**Meeting Date:** April 24, 2023  
**Subject:** Approval to Adopt Resolution No. 2023-19, Supporting the Approval of the Fiscal Year 2023-2024 Community Development Block Grant (CDBG) Annual Action Plan (AAP)  
**Presented By:** Carla C. Jauregui, Community Development Director  
**Approved By:**   
City Manager

---

#### Staff Recommendation:

Adopt Resolution No. 2023-19, supporting the approval of the Fiscal Year 2023-2024 Community Development Block Grant (CDBG) Annual Action Plan (AAP).

#### Background:

In 2002, Stanislaus County was designated an Urban County by the Federal Housing and Urban Development Department (HUD) and receives an annual allocation to be shared among Stanislaus County and the cities of Ceres, Hughson, Newman, Oakdale, Patterson, Riverbank and Waterford. With this designation, Stanislaus County qualifies as an “entitlement” jurisdiction which means that the County receives Community Development Block Grant (CDBG) funds from HUD without participating in the competitive application process. The County together with these cities form what is known as the Stanislaus County Community Development Block Grant (CDBG) Consortium (hereafter referred to as the Urban County).

#### Discussion:

During Fiscal Year 2023-2024, Stanislaus Urban County (hereinafter Urban County) expects to receive \$2,335,030 in Community Development Block Grant (CDBG) program funding and \$208,317 in ESG funding. The CDBG funds and the ESG funds are to be used for the following activities.

- Infrastructure Improvements
- Economic Development Programs
- Affordable Housing

- Fair Housing Services
- Public Services
- Homeless Shelter Services
- Homeless Prevention
- Homeless Services Data Collection

Hughson's estimated CDBG allocation is approximately \$178,173 which includes \$10,160 for administration costs. Staff recommends use of the funds for the completion of the Walker Lane Improvement Project. Prior to the pandemic, the Walker Lane Improvement Project was slated to complete design work in Fiscal Year 2019-2020 and begin construction in Fiscal Year 2020-2021. The project was delayed for environmental compliance and a new income survey, which have both been completed. Additionally, staff felt it necessary to allow time for the City's newly contracted engineering firm to review the project plans and evaluate any necessary revisions that could have arisen due to the delays or unforeseen issues at the time of initial approval by the Council. The project is expected to begin construction in 2023-2024. This project and the annual CDBG fund allocation were previously approved by City Council for fiscal years 2019-2020, 2020-2021, and 2021-2022 and will result in the installation of curb, gutter, sidewalk, ADA-compliant pedestrian improvements, and roadway resurfacing on Walker Lane between 2<sup>nd</sup> Street and Tully Road. CDBG funding will cover environmental, design, construction, and inspection of improvements.

The 2023-2024 Walker Lane Improvement Project will build upon the 2<sup>nd</sup> Street Sidewalk Infill Project that was started in the 2017-2018 Fiscal Year and completed in the 2018-2019 Fiscal Year. This project installed curb, gutter and sidewalk, and pedestrian improvements on 2<sup>nd</sup> Street between Fox Road and Walker Lane. The 2023-2024 project goal is to complete the public improvements on Walker Lane between 2<sup>nd</sup> Street and Tully Road. Both projects are part of a multi-year effort to complete sidewalks and improve connectivity, mobility, and access for pedestrians.

Because the Walker Lane Improvement Project has been the CDBG project for the last four years, four community meetings for the purpose of gathering public comment were held on March 15, 2019, April 13, 2020, May 10, 2021, and March 29, 2022. No public comments were received.

### **Environmental Review:**

This project is exempt from the provisions of the California Environmental Quality Act (CEQA) in accordance with Section 15303 (New Construction or Conversion of Small Structures) of the CEQA Guidelines. This project is not exempt from the National Environmental Protection Act because CDBG funds are federally sourced. As such, all NEPA requirements shall be met prior to any land disturbance and/or construction associated with this project.

### **Fiscal Impact:**

The City currently has \$889,342.85 in CDBG funds available as of Fiscal Year 2022-2023 and is estimated to receive an additional \$178,173 in Fiscal Year 2023-2024.

The estimated cost for the construction of this project is approximately \$422,793 and available CDBG funding will be adequate to complete the phases of the project. Any remaining funds will be allocated to secondary projects identified as part of the Consolidated Plan. Staff will continue to look for other funding sources to be able to complete the construction of all projects identified to improve safety and the quality of life for the residents of Hughson.

**CITY OF HUGHSON  
CITY COUNCIL  
RESOLUTION 2023-19**

**A RESOLUTION OF THE CITY COUNCIL OF THE CITY OF HUGHSON SUPPORTING  
THE APPROVAL OF THE FISCAL YEAR 2023-2024 COMMUNITY DEVELOPMENT  
BLOCK GRANT (CDBG) ANNUAL ACTION PLAN (AAP)**

**WHEREAS**, Stanislaus County in partnership with the cities of Ceres, Hughson, Newman, Oakdale, Patterson and Waterford form the Stanislaus Urban County for purposes of developing the AAP and receiving federal Housing and Urban Development (HUD), Community Development Block Grant (CDBG) and Emergency Solutions Grant (ESG) Program funding in total of \$2,543,347.00; and

**WHEREAS**, the City of Hughson chooses to participate in the entitlement process thereby receiving a portion of the CDBG entitlement grant to Stanislaus County and participating jurisdictions; and,

**WHEREAS**, the City of Hughson's allocation of CDBG funds is \$ 178,113.00 (\$168,013.00 for CDBG project activities and \$10,160 to administer) for 2023-2024 Fiscal Year; and,

**WHEREAS**, the development process of the AAP included several public meetings held at various locations and times throughout the urban county jurisdictions; and,

**WHEREAS**, the preparation of the AAP utilized consultation and coordination among various government agencies, private groups (for- and non-profit) and individuals; and,

**WHEREAS**, the following projects listed below have been selected as CDBG projects according to low to moderate income eligibility and existing health and safety issues in the project area(s): *Second Street Infrastructure Project (part 1), Walker Lane Infrastructure Project, Second Street Infrastructure Project (part 2), Tully Road Infrastructure Project, Charles Street Infrastructure Project, Elm Street Infrastructure Project, and Seventh Street Infrastructure Project.*

**WHEREAS**, the City of Hughson staff held local community meetings on the Walker Lane Improvement Project on March 15, 2019 and April 13, 2020, May 10, 2021 and March 29, 2022, and no public comments or input was received; and,

**WHEREAS**, the April 10<sup>th</sup>, 2023, City Council meeting was open to the public as an opportunity to provide comments on the Walker Lane Improvement Project; and,

**WHEREAS**, the City of Hughson, as shown in the 2023-2024 AAP, will utilize the City's CDBG allocations for the Walker Lane Improvement Project as well as future CDBG funding projected in the 2020-2025 Consolidated Plan (CP). As funding becomes available the City of Hughson will work within the CDBG income eligible areas of the City as indicated in the CP for additional projects that will be reported in future Annual Action Plans.



**NOW, THEREFORE, BE IT RESOLVED**, that the City Council of the City of Hughson hereby approves the Draft Fiscal Year 2023-2024 Annual Action Plan and authorizes the City Manager to execute the CDBG Subrecipient Agreement for FY 2023-2024.

**PASSED AND ADOPTED** by the City Council of the City of Hughson at its regularly scheduled meeting on this 24<sup>th</sup> day of April 2023, by the following vote:

**AYES:**

**NOES:**

**ABSTENTIONS:**

**ABSENT:**

**APPROVED:**

---

**GEORGE CARR, Mayor**

**ATTEST:**

---

**ASHTON GOSE, City Clerk**



## CITY COUNCIL AGENDA ITEM NO. 3.5

### SECTION 3: CONSENT CALENDAR

**Meeting Date:** April 24, 2023  
**Subject:** Approval to Adopt Resolution No. 2023-20, Approving  
**Enclosure:** Military Equipment Use Policy  
**Presented By:** Fidel Landeros, Chief of Police Services

**Approved By:** Merry Mayhew  
City Manager

---

#### **Staff Recommendation:**

Adopt Resolution No. 2023-20, approving Military Equipment Use Policy.

#### **Background and Discussion:**

On September 30, 2021, Assembly Bill 481 (AB 481) was approved by Governor Gavin Newsom (codified as Chapter 12.8 of the California Government Code and commencing with section 7070 et seq.), and requires all local law enforcement agencies to obtain approval from the applicable governing body (City Council) via the adoption of a “military equipment” use policy by ordinance prior to requesting, seeking funding, acquiring, collaborating with other jurisdictions about the deployment of military equipment, or using military equipment.

The term “military equipment”, as used in AB 481, does not necessarily indicate equipment used by the military. Items deemed to be “military equipment” include but are not limited to, unmanned aerial systems (UAS), armored vehicles, command and control vehicles, specialized firearms and ammunition, kinetic energy weapons and munitions, and noise-flash diversionary devices. Many of the items listed as “military equipment” by AB 481 are in wide use by law enforcement agencies across the country as best practices to enhance community and officer safety.

The City of Hughson contracts with the Stanislaus County Sheriff’s Department to provide police services within the City of Hughson and the contract language expressly states that any deputies assigned to work in Hughson will follow the policies of the Sheriff’s Department.

The Sheriff’s Department contracts with a company called Lexipol which designs (web based) policy manuals and training for law enforcement agencies all over the United States. Lexipol further provides a full library of customizable, state-specific

law enforcement policies that are updated in response to new state and federal laws and court decisions.

The (attached) Military Equipment policy (708) was drafted in Lexipol and adheres to California Government section 7070 et seq. with respect to the approval, acquisition, and reporting requirements of military equipment and is consistent with industry best practices.

In addition to the policy obligations, Assembly Bill 481 requires:

- Publish the draft military equipment use policy to the Police Department's website 30 days ahead of a public hearing to approve the policy.
- Publish an annual report to include each type of military equipment approved by City Council.
- Hold at least one well-publicized and conveniently located community engagement meeting within 30 days of submitting and publicly releasing the annual military equipment report.
- Have the Police Department present an annual report concerning military equipment use to the City Council

The Stanislaus County Board of Supervisors held public hearings on AB481 on December 6 and December 20, 2022, and adopted the Military Equipment Use Policy (attached).

The Sheriff's is also posted on the Sheriff's Department website at: <http://www.scsdonline.com> and is posted on the City of Hughson, Police Services website at: <http://www.cityofhughson.org>.

**CITY OF HUGHSON  
CITY COUNCIL  
RESOLUTION 2023-20**

**A RESOLUTION OF THE CITY COUNCIL OF THE CITY OF HUGHSON APPROVING A  
MILITARY EQUIPMENT USE POLICY**

**WHEREAS**, Assembly Bill 481 (AB 481) (codified as Chapter 12.8 of the California Government Code and commencing with section 7070 et seq.), was approved by Governor Gavin Newsom on September 30, 2021, and requires all local law enforcement agencies to obtain approval from the applicable governing body via the adoption of a “military equipment” use policy by ordinance prior to requesting, seeking funding, acquiring, collaborating with other jurisdictions about the deployment of military equipment, or using military equipment; and

**WHEREAS**, the City of Hughson contracts with the Stanislaus County Sheriff’s Department to provide police services within the City of Hughson and the contract language expressly states that any deputies assigned to work in Hughson will follow the policies of the Sheriff’s Department; and,

**WHEREAS**, the Stanislaus County Board of Supervisors held public hearings on AB481 on December 6 and December 20, 2022, and adopted, by ordinance, the Military Equipment Use Policy attached hereto as Exhibit A; and,

**WHEREAS**, Exhibit A adheres to California Government section 7070 et seq. with respect to the approval, acquisition, and reporting requirements of military equipment and is consistent with industry best practices; and,

**NOW, THEREFORE, BE IT RESOLVED**, that the City Council of the City of Hughson hereby approves the Military Equipment Use Policy attached hereto as Exhibit A.

**PASSED AND ADOPTED** by the City Council of the City of Hughson at its regularly scheduled meeting on this 24<sup>th</sup> day of April 2023, by the following vote:

**AYES:**

**NOES:**

**ABSTENTIONS:**

**ABSENT:**

**APPROVED:**

\_\_\_\_\_  
**GEORGE CARR, Mayor**

**ATTEST:**

\_\_\_\_\_  
**ASHTON GOSE, City Clerk**

# Military Equipment

## 708.1 PURPOSE AND SCOPE

The purpose of this policy is to provide guidelines for the approval, acquisition, and reporting requirements of military equipment (Government Code § 7070; Government Code § 7071; Government Code § 7072).

### 708.1.1 DEFINITIONS

Definitions related to this policy include (Government Code § 7070):

**Governing body** – The elected or appointed body that oversees the [Department/Office].

**Military equipment** – Includes but is not limited to the following:

- Unmanned, remotely piloted, powered aerial or ground vehicles.
- Mine-resistant ambush-protected (MRAP) vehicles or armored personnel carriers.
- High mobility multipurpose wheeled vehicles (HMMWV), two-and-one-half-ton trucks, five-ton trucks, or wheeled vehicles that have a breaching or entry apparatus attached.
- Tracked armored vehicles that provide ballistic protection to their occupants.
- Command and control vehicles that are either built or modified to facilitate the operational control and direction of public safety units.
- Weaponized aircraft, vessels, or vehicles of any kind.
- Battering rams, slugs, and breaching apparatuses that are explosive in nature. This does not include a handheld, one-person ram.
- Firearms and ammunition of .50 caliber or greater, excluding standard-issue shotguns and standard-issue shotgun ammunition.
- Specialized firearms and ammunition of less than .50 caliber, including firearms and accessories identified as assault weapons in Penal Code § 30510 and Penal Code § 30515, with the exception of standard-issue firearms.
- Any firearm or firearm accessory that is designed to launch explosive projectiles.
- Noise-flash diversionary devices and explosive breaching tools.
- Munitions containing tear gas or OC, excluding standard, service-issued handheld pepper spray.
- TASER® Shockwave, microwave weapons, water cannons, and long-range acoustic devices (LRADs).
- Kinetic energy weapons and munitions.
- Any other equipment as determined by a governing body or a state agency to require additional oversight.

# Stanislaus County Sheriff's Department

Stanislaus CO SD CA Policy Manual

## *Military Equipment*

---

### **708.2 POLICY**

It is the policy of the Stanislaus County Sheriff's Office that members of this [department/office] comply with the provisions of Government Code § 7071 with respect to military equipment.

### **708.3 MILITARY EQUIPMENT COORDINATOR**

The Sheriff should designate a member of this [department/office] to act as the military equipment coordinator. The responsibilities of the military equipment coordinator include but are not limited to:

- (a) Acting as liaison to the governing body for matters related to the requirements of this policy.
- (b) Identifying [department/office] equipment that qualifies as military equipment in the current possession of the [Department/Office], or the equipment the [Department/Office] intends to acquire that requires approval by the governing body.
- (c) Conducting an inventory of all military equipment at least annually.
- (d) Collaborating with any allied agency that may use military equipment within the jurisdiction of Stanislaus County Sheriff's Office (Government Code § 7071).
- (e) Preparing for, scheduling, and coordinating the annual community engagement meeting to include:
  - 1. Publicizing the details of the meeting.
  - 2. Preparing for public questions regarding the [department/office]'s funding, acquisition, and use of equipment.
- (f) Preparing the annual military equipment report for submission to the Sheriff and ensuring that the report is made available on the [department/office] website (Government Code § 7072).
- (g) Establishing the procedure for a person to register a complaint or concern, or how that person may submit a question about the use of a type of military equipment, and how the [Department/Office] will respond in a timely manner.

### **708.4 MILITARY EQUIPMENT INVENTORY**

The following constitutes a list of qualifying equipment for the [Department/Office]:

[Insert attachment here]

### **708.5 APPROVAL**

The Sheriff or the authorized designee shall obtain approval from the governing body by way of an ordinance adopting the military equipment policy. As part of the approval process, the Sheriff or the authorized designee shall ensure the proposed military equipment policy is submitted to the governing body and is available on the [department/office] website at least 30 days prior to any public hearing concerning the military equipment at issue (Government Code § 7071). The military equipment policy must be approved by the governing body prior to engaging in any of the following (Government Code § 7071):

# Stanislaus County Sheriff's Department

Stanislaus CO SD CA Policy Manual

## *Military Equipment*

---

- (a) Requesting military equipment made available pursuant to 10 USC § 2576a.
- (b) Seeking funds for military equipment, including but not limited to applying for a grant, soliciting or accepting private, local, state, or federal funds, in-kind donations, or other donations or transfers.
- (c) Acquiring military equipment either permanently or temporarily, including by borrowing or leasing.
- (d) Collaborating with another law enforcement agency in the deployment or other use of military equipment within the jurisdiction of this [department/office].
- (e) Using any new or existing military equipment for a purpose, in a manner, or by a person not previously approved by the governing body.
- (f) Soliciting or responding to a proposal for, or entering into an agreement with, any other person or entity to seek funds for, apply to receive, acquire, use, or collaborate in the use of military equipment.
- (g) Acquiring military equipment through any means not provided above.

### **708.6 COORDINATION WITH OTHER JURISDICTIONS**

Military equipment should not be used by any other law enforcement agency or member in this jurisdiction unless the military equipment is approved for use in accordance with this policy.

### **708.7 ANNUAL REPORT**

Upon approval of a military equipment policy, the Sheriff or the authorized designee should submit a military equipment report to the governing body for each type of military equipment approved within one year of approval, and annually thereafter for as long as the military equipment is available for use (Government Code § 7072).

The Sheriff or the authorized designee should also make each annual military equipment report publicly available on the [department/office] website for as long as the military equipment is available for use. The report shall include all information required by Government Code § 7072 for the preceding calendar year for each type of military equipment in [department/office] inventory.

### **708.8 COMMUNITY ENGAGEMENT**

Within 30 days of submitting and publicly releasing the annual report, the [Department/Office] shall hold at least one well-publicized and conveniently located community engagement meeting, at which the [Department/Office] should discuss the report and respond to public questions regarding the funding, acquisition, or use of military equipment.

**Stanislaus County Sheriff's Military Inventory**

All Categories have authorized use and training as set forth in Department Policy, federal, state and local laws

This inventory is at a point in time as of June 2022 and may vary

Category	Category Description as stated in the Legislation	Equipment Description	Equipment Purpose	Quantity	Estimated Cost (per unit)	Life Span (in years)	Estimated Ongoing Costs
1	Unmanned, remotely piloted, powered aerial or ground vehicles	DJI Matrice 300 RTK	Unmanned Aerial Systems (UAS) are to be deployed when its use would assist officers or Incident Commanders with law enforcement and search and rescue related functions.	2	\$40,000.00	5	\$5,000.00
1	Unmanned, remotely piloted, powered aerial or ground vehicles	DJI Inspire 2	Unmanned Aerial Systems (UAS) are to be deployed when its use would assist officers or Incident Commanders with law enforcement and search and rescue related functions.	1	\$5,500.00	5	\$500.00
1	Unmanned, remotely piloted, powered aerial or ground vehicles	DJI Mavic 2 Dual	Unmanned Aerial Systems (UAS) are to be deployed when its use would assist officers or Incident Commanders with law enforcement and search and rescue related functions.	2	\$4,000.00	5	\$500.00
1	Unmanned, remotely piloted, powered aerial or ground vehicles	DJI Mavic 2 Zoom	Unmanned Aerial Systems (UAS) are to be deployed when its use would assist officers or Incident Commanders with law enforcement and search and rescue related functions.	4	\$3,000.00	5	\$500.00
1	Unmanned, remotely piloted, powered aerial or ground vehicles	DJI Mavic 2 Enterprise Advanced	Unmanned Aerial Systems (UAS) are to be deployed when its use would assist officers or Incident Commanders with law enforcement and search and rescue related functions.	3	\$8,000.00	5	\$2,000.00
1	Unmanned, remotely piloted, powered aerial or ground vehicles	Mavic Mini V1 & V2	Unmanned Aerial Systems (UAS) are to be deployed when its use would assist officers or Incident Commanders with law enforcement and search and rescue related functions.	8	\$500.00	5	\$500.00
1	Unmanned, remotely piloted, powered aerial or ground vehicles	Remotec F6B robot	Bomb Squad robots are used to investigate and render safe suspicious packages, and improvised explosive devices. Both robots have 2-way audio/video capabilities and can be used to communicate in dangerous situations, removing human life.	1	\$50,000.00	15	\$1,500.00
1	Unmanned, remotely piloted, powered aerial or ground vehicles	iRobot Pacbot robot	Bomb Squad robots are used to investigate and render safe suspicious packages, and improvised explosive devices. Both robots have 2-way audio/video capabilities and can be used to communicate in dangerous situations, removing human life.	1	\$50,000.00	15	\$1,500.00
2	Mine-resistant ambush-protected (MRAP) vehicles or armored personnel carriers. However, police versions of standard consumer vehicles are specifically excluded from this subdivision	Armored Vehicle (Lenco)	Commercially produced wheeled Armored Personnel vehicles utilized for law enforcement purposes.	1	\$300,000.00	15	\$10,000.00
3	High mobility multipurpose wheeled vehicles (HMMWV), commonly referred to as Humvees, two and one-half-ton trucks, five-ton trucks, or wheeled vehicles that have a breaching or entry apparatus attached. However, unarmored all-terrain vehicles (ATVs) and motorized dirt bikes are specifically excluded from this subdivision.	NONE					
4	Tracked armored vehicles that provide ballistic protection to their occupants and utilize a tracked system instead of wheels for forward motion.	NONE					
5	Command and control vehicles that are either built or modified to facilitate the operational control and direction of public safety units.	Mobile Incident Command Post (Stationary)	Vehicles or truck and trailer used for a mobile office command center that provides shelter, access to department computer and communication systems during extended events.	1	\$250,000.00	10	\$10,000.00



Category	Category Description as stated in the Legislation	Equipment Description	Equipment Purpose	Quantity	Estimated Cost (per unit)	Life Span (in years)	Estimated Ongoing Costs
5	Command and control vehicles that are either built or modified to facilitate the operational control and direction of public safety units.	Mobile Incident Command Post (Crime Scene Van)	Vehicles or truck and trailer used for a mobile office command center that provides shelter, access to department computer and communication systems during extended events.	1	\$150,000.00	10	\$10,000.00
5	Command and control vehicles that are either built or modified to facilitate the operational control and direction of public safety units.	Mobile Incident Command Post (Sprinter Van)	Vehicles or truck and trailer used for a mobile office command center that provides shelter, access to department computer and communication systems during extended events.	2	\$150,000.00	10	\$10,000.00
6	Weaponized aircraft, vessels, or vehicles of any kind.	NONE					
7	Battering rams, slugs, and breaching apparatuses that are explosive in nature. However, items designed to remove a lock, such as bolt cutters, or a handheld ram designed to be operated by one person, are specifically excluded from this subdivision.	NONE					
8	Firearms of .50 caliber or greater. However, standard issue shotguns are specifically excluded from this subdivision.	NONE					
9	Ammunition of .50 caliber or greater. However, standard issue shotgun ammunition is specifically excluded from this subdivision.	NONE					
10	Specialized firearms and ammunition of less than .50 caliber, including assault weapons as defined in Sections 30510 and 30515 of the Penal Code, with the exception of standard issue service weapons and ammunition of less than .50 caliber that are issued to officers, agents, or employees of a law enforcement agency or a state agency.	NONE					
11	Any firearm or firearm accessory that is designed to launch explosive projectiles.	NONE					
12	"Flashbang" grenades and explosive breaching tools, "tear gas," and "pepper balls," excluding standard, service-issued handheld pepper spray.	PepperBall FTC Launcher	"Flashbangs" or Noise Flash Diversionary Devices are devices used to distract and disorientate dangerous persons. Chemical Agent (tear gas) canisters contain chemical agents that are released when deployed. Pepper balls are a non-lethal projectile that contain a chemical irritant.	89	\$500.00	10	\$0.00
12	"Flashbang" grenades and explosive breaching tools, "tear gas," and "pepper balls," excluding standard, service-issued handheld pepper spray.	PepperBall VKS Launcher	"Flashbangs" or Noise Flash Diversionary Devices are devices used to distract and disorientate dangerous persons. Chemical Agent (tear gas) canisters contain chemical agents that are released when deployed. Pepper balls are a non-lethal projectile that contain a chemical irritant.	8	\$1,000.00	10	\$0.00
12	"Flashbang" grenades and explosive breaching tools, "tear gas," and "pepper balls," excluding standard, service-issued handheld pepper spray.	PepperBall LIVE projectile	"Flashbangs" or Noise Flash Diversionary Devices are devices used to distract and disorientate dangerous persons. Chemical Agent (tear gas) canisters contain chemical agents that are released when deployed. Pepper balls are a non-lethal projectile that contain a chemical irritant.	15,100	\$3.00	2	\$0.00
12	"Flashbang" grenades and explosive breaching tools, "tear gas," and "pepper balls," excluding standard, service-issued handheld pepper spray.	PepperBall Inert projectile	"Flashbangs" or Noise Flash Diversionary Devices are devices used to distract and disorientate dangerous persons. Chemical Agent (tear gas) canisters contain chemical agents that are released when deployed. Pepper balls are a non-lethal projectile that contain a chemical irritant.	9,825	\$1.00	2	\$0.00
12	"Flashbang" grenades and explosive breaching tools, "tear gas," and "pepper balls," excluding standard, service-issued handheld pepper spray.	Noise Flash Diversionary Device	"Flashbangs" or Noise Flash Diversionary Devices are devices used to distract and disorientate dangerous persons. Chemical Agent (tear gas) canisters contain chemical agents that are released when deployed. Pepper balls are a non-lethal projectile that contain a chemical irritant.	454	\$50.00	2	\$0.00


Category	Category Description as stated in the Legislation	Equipment Description	Equipment Purpose	Quantity	Estimated Cost (per unit)	Life Span (in years)	Estimated Ongoing Costs
12	"Flashbang" grenades and explosive breaching tools, "tear gas," and "pepper balls," excluding standard, service-issued handheld pepper spray.	CS/OC Gas Canister	"Flashbangs" or Noise Flash Diversionary Devices are devices used to distract and disorientate dangerous persons. Chemical Agent (tear gas) canisters contain chemical agents that are released when deployed. Pepper balls are a non-lethal projectile that contain a chemical irritant.	259	\$40.00	5	\$0.00
12	"Flashbang" grenades and explosive breaching tools, "tear gas," and "pepper balls," excluding standard, service-issued handheld pepper spray.	White Smoke Canister	"Flashbangs" or Noise Flash Diversionary Devices are devices used to distract and disorientate dangerous persons. Chemical Agent (tear gas) canisters contain chemical agents that are released when deployed. Pepper balls are a non-lethal projectile that contain a chemical irritant.	99	\$30.00	5	\$0.00
12	"Flashbang" grenades and explosive breaching tools, "tear gas," and "pepper balls," excluding standard, service-issued handheld pepper spray.	CTS Sting-ball	"Flashbangs" or Noise Flash Diversionary Devices are devices used to distract and disorientate dangerous persons. Chemical Agent (tear gas) canisters contain chemical agents that are released when deployed. Pepper balls are a non-lethal projectile that contain a chemical irritant.	287	\$50.00	5	\$0.00
12	"Flashbang" grenades and explosive breaching tools, "tear gas," and "pepper balls," excluding standard, service-issued handheld pepper spray.	CTS Sting-ball with CS	"Flashbangs" or Noise Flash Diversionary Devices are devices used to distract and disorientate dangerous persons. Chemical Agent (tear gas) canisters contain chemical agents that are released when deployed. Pepper balls are a non-lethal projectile that contain a chemical irritant.	48	\$50.00	5	\$0.00
13	Taser Shockwave, microwave weapons, water cannons, and the Long Range Acoustic Device (LRAD).	NONE					
14	The following projectile launch platforms and their associated munitions: 40mm projectile launchers, "bean bag," rubber bullet, and specialty impact munition (SIM) weapons.	Remington 870 Less Lethal Shotgun	40mm Launchers are utilized as a tear gas delivery system and as a less lethal tool to launch impact rounds. The Less Lethal shotguns are used to deploy the less lethal 12-gauge beanbag impact round.	192	\$800.00	10	\$500.00
14	The following projectile launch platforms and their associated munitions: 40mm projectile launchers, "bean bag," rubber bullet, and specialty impact munition (SIM) weapons.	CTS 12 gauge Super Sock Bean Bag Impact round	40mm Launchers are utilized as a tear gas delivery system and as a less lethal tool to launch impact rounds. The Less Lethal shotguns are used to deploy the less lethal 12-gauge beanbag impact round.	2,790	\$5.00	n/a	\$0.00
14	The following projectile launch platforms and their associated munitions: 40mm projectile launchers, "bean bag," rubber bullet, and specialty impact munition (SIM) weapons.	12 gauge Super Star rounds	40mm Launchers are utilized as a tear gas delivery system and as a less lethal tool to launch impact rounds. The Less Lethal shotguns are used to deploy the less lethal 12-gauge beanbag impact round.	1,203	\$5.00	n/a	\$0.00
14	The following projectile launch platforms and their associated munitions: 40mm projectile launchers, "bean bag," rubber bullet, and specialty impact munition (SIM) weapons.	12 gauge Muzzle Bang rounds	40mm Launchers are utilized as a tear gas delivery system and as a less lethal tool to launch impact rounds. The Less Lethal shotguns are used to deploy the less lethal 12-gauge beanbag impact round.	333	\$10.00	n/a	\$0.00
14	The following projectile launch platforms and their associated munitions: 40mm projectile launchers, "bean bag," rubber bullet, and specialty impact munition (SIM) weapons.	Defense Technology/LMT 40mm single shot launcher	40mm Launchers are utilized as a tear gas delivery system and as a less lethal tool to launch impact rounds. The Less Lethal shotguns are used to deploy the less lethal 12-gauge beanbag impact round.	18	\$500.00	10	\$500.00
14	The following projectile launch platforms and their associated munitions: 40mm projectile launchers, "bean bag," rubber bullet, and specialty impact munition (SIM) weapons.	Defense Technology/LMT 40mm four shot launcher	40mm Launchers are utilized as a tear gas delivery system and as a less lethal tool to launch impact rounds. The Less Lethal shotguns are used to deploy the less lethal 12-gauge beanbag impact round.	3	\$1,000.00	10	\$500.00
14	The following projectile launch platforms and their associated munitions: 40mm projectile launchers, "bean bag," rubber bullet, and specialty impact munition (SIM) weapons.	CTS/ Penn Arms 40mm single shot launcher	40mm Launchers are utilized as a tear gas delivery system and as a less lethal tool to launch impact rounds. The Less Lethal shotguns are used to deploy the less lethal 12-gauge beanbag impact round.	15	\$1,200.00	10	\$500.00

Category	Category Description as stated in the Legislation	Equipment Description	Equipment Purpose	Quantity	Estimated Cost (per unit)	Life Span (in years)	Estimated Ongoing Costs
14	The following projectile launch platforms and their associated munitions: 40mm projectile launchers, "bean bag," rubber bullet, and specialty impact munition (SIM) weapons.	40mm projectiles	40mm Launchers are utilized as a tear gas delivery system and as a less lethal tool to launch impact rounds. The Less Lethal shotguns are used to deploy the less lethal 12-gauge beanbag impact round.	658	\$5.00	n/a	\$0.00
14	The following projectile launch platforms and their associated munitions: 40mm projectile launchers, "bean bag," rubber bullet, and specialty impact munition (SIM) weapons.	CTS 40mm projectiles (Foam baton Rounds)	40mm Launchers are utilized as a tear gas delivery system and as a less lethal tool to launch impact rounds. The Less Lethal shotguns are used to deploy the less lethal 12-gauge beanbag impact round.	83	\$35.00	5	\$0.00
14	The following projectile launch platforms and their associated munitions: 40mm projectile launchers, "bean bag," rubber bullet, and specialty impact munition (SIM) weapons.	CTS 40mm projectiles (Stingball Rounds)	40mm Launchers are utilized as a tear gas delivery system and as a less lethal tool to launch impact rounds. The Less Lethal shotguns are used to deploy the less lethal 12-gauge beanbag impact round.	172	\$25.00	5	\$0.00
14	The following projectile launch platforms and their associated munitions: 40mm projectile launchers, "bean bag," rubber bullet, and specialty impact munition (SIM) weapons.	CTS 40mm projectiles (Aerial Flash Bang)	40mm Launchers are utilized as a tear gas delivery system and as a less lethal tool to launch impact rounds. The Less Lethal shotguns are used to deploy the less lethal 12-gauge beanbag impact round.	67	\$40.00	5	\$0.00
15	Any other equipment as determined by a governing body or a state agency to require additional oversight.	NONE					



## CITY COUNCIL AGENDA ITEM NO. 3.6

### SECTION 3: CONSENT CALENDAR

**Meeting Date:** April 24, 2023  
**Subject:** Approval to Adopt Resolution No. 2023-21, Authorizing the City Manager to Execute All; Master Agreements, Program Supplement Agreements, Fund Exchange Agreements, and any Amendments thereto with the California Department of Transportation  
**Presented By:** Carla C. Jauregui, Community Development Director  
**Approved By:**   
City Manager

---

#### **Staff Recommendation:**

Adopt Resolution No. 2023-21, authorizing the City Manager to execute all; Master Agreements, Program Supplement Agreements, Fund Exchange Agreements, and any Amendments thereto with the California Department of Transportation.

#### **Background and Overview:**

The City of Hughson is eligible to receive federal and state funding for certain transportation projects administered through the California Department of Transportation. To receive state funds, Master Agreements, Program Supplement Agreements, Fund Exchange Agreements, and Fund Transfer Agreements need to be executed by the local agency and with the California Department of Transportation for such funds to be claimed by the City.

On July 10, 2017, the City Council adopted Resolution No. 2017-29 authorizing the City Manager to execute the Administering Agency-State Agreement No. 10-5411F15 and the Program Supplemental Agreement No. 017-F for Surface Transportation Block Grant (STGB) Program Funds specifically, relating to the Whitmore Pedestrian project. This project includes the installation of curb, gutter and sidewalk on the south side of Whitmore Avenue between Santa Fe Avenue and Tully Road Charles Street across the Burlington Northern Santa Fe (BNSF) railroad and the installation of pedestrian and Americans with Disabilities Act (ADA) improvements. The project is part of a multi-year effort to install sidewalks in areas with no sidewalks throughout the City to improve connectivity, mobility and access for residents and visitors.

In order that processing of future Supplemental Agreements may occur more expeditiously, the California Department of Transportation advises that a Resolution be passed by the Council with language that allows for an authorized delegate to execute most agreements with Caltrans, rather than project-specific resolutions that take a significant amount of time and resources to process. Staff will however continue to bring forward any future projects and awards to the Council for consideration.

**Fiscal Impact:**

There are no fiscal impacts associated with this authorization, any future funding approvals required will be independently considered by the City Council and budgeted in the most current and adopted budget.

**CITY COUNCIL  
CITY OF HUGHSON  
RESOLUTION NO. 2023-21**

**A RESOLUTION OF THE CITY COUNCIL OF THE CITY OF HUGHSON AUTHORIZING  
THE CITY MANAGER TO EXECUTE ALL; MASTER AGREEMENTS, PROGRAM  
SUPPLEMENT AGREEMENTS, FUND EXCHANGE AGREEMENTS, FUND TRANSFER  
AGREEMENTS AND ANY AMENDMENTS THERETO WITH THE CALIFORNIA  
DEPARTMENT OF TRANSPORTATION**

**WHEREAS**, the City of Hughson is eligible to receive federal and state funding for certain transportation projects through the California Department of Transportation; and

**WHEREAS**, Master Agreements, Program Supplement Agreements, Fund Exchange Agreements, and Fund Transfer Agreements need to be executed by the local agency and with the California Department of Transportation before such funds could be claimed; and

**WHEREAS**, the City wishes to delegate authorization to execute said agreements and any amendments thereto to the City Manager; and

**WHEREAS**, staff recommends that the City Council adopt a Resolution authorizing the City Manager to execute all; Master Agreements, Program Supplement Agreements, Fund Exchange Agreements, Fund Transfer Agreements and any amendments thereto with the California Department of Transportation; and

**NOW, THEREFORE, BE IT RESOLVED** that the Hughson City Council does hereby authorize the City Manager to execute all; Master Agreements, Program Supplement Agreements, Fund Exchange Agreements, Fund Agreements and any amendments thereto with the California Department of Transportation.

**PASSED AND ADOPTED** by the City Council of the City of Hughson at its regularly scheduled meeting on this 24<sup>th</sup> day of April 2023 by the following roll call vote:

**AYES:**

**NOES:**

**ABSTENTIONS:**

**ABSENT:**

**APPROVED:**

\_\_\_\_\_  
**GEORGE CARR, Mayor**

»  
»  
»  
»


**ATTEST:**

**ASHTON GOSE, City Clerk**



## CITY COUNCIL AGENDA ITEM NO. 3.7

### SECTION 3: CONSENT CALENDAR

**Meeting Date:** April 24, 2023  
**Subject:** Approval to Adopt Resolution No. 2023-22, Authorizing the City Manager to Execute an Agreement with Carollo Engineers, Inc., for Professional Services Associated with a Sewer System Management Plan Update  
**Enclosure:** Carollo SSMP Proposal and Timeline  
**Presented By:** Carla C. Jauregui, Community Development Director  
  
**Approved By:**   
City Manager

---

#### Staff Recommendations:

1. Adopt Resolution No. 2023-22, authorizing Carollo Engineers, Inc., to perform professional services associated with a Sewer System Management Plan update.
2. Authorize the City Manager to execute the professional services agreement with Carollo Engineers, Inc., inclusive of any final edits by the City Attorney.

#### Background and Discussion:

On May 2, 2006, the State Water Resources Control Board issued Order NO. 2006-003-DWQ: Statewide General WDR for Wastewater Collection Agencies. This order requires all California public agencies operating a sanitary sewer system greater than one mile in length to develop and implement a Sewer System Management Plan (SSMP) and update the plan every five years. The SSMP creates a plan of action known to reduce sanitary sewer overflows and maintain a reliable system. The goals are to facilitate sewer system management, operation, and maintenance to sustain the infrastructure, protect public health, protect the environment, and achieve compliance with all regulations. The original SSMP was adopted in 2007 with the most recent SSMP update completed in 2013. The City is ten years into the most recent SSMP and is in need of an update to meet state requirements.

#### Fiscal Impact:



The fiscal impact is not to exceed \$37,700. If approved this Sewer System Management Plan Update will be funded through the Sewer Fund and if approved, Finance will make a budget adjustment in the Fiscal Year 2022-2023 budget.

**CITY OF HUGHSON  
CITY COUNCIL  
RESOLUTION 2023-22**

**A RESOLUTION OF THE CITY COUNCIL OF THE CITY OF HUGHSON AUTHORIZING  
THE CITY MANAGER TO EXECUTE A PROFESSIONAL SERVICES AGREEMENT  
WITH CAROLLO ENGINEERS, INC., TO PERFORM PROFESSIONAL SERVICES  
ASSOCIATED WITH A SEWER SYSTEM MANAGEMENT PLAN UPDATE**

**WHEREAS**, on May 2, 2006, the State Water Resources Control Board issued Order NO. 2006-003-DWQ: Statewide General WDR for Wastewater Collection Agencies; and

**WHEREAS**, this order requires all California public agencies operating a sanitary sewer system greater than one mile in length to develop and implement a Sewer System Management Plan (SSMP) and update the plan every five years; and

**WHEREAS**, the most recent Sewer System Management Plan (SSMP) was updated in 2013; and

**WHEREAS**, the City is ten years into the most recent Sewer System Master Plan (SSMP) and is in need of an update to meet state requirements.

**NOW, THEREFORE, BE IT RESOLVED**, that the City Council of the City of Hughson hereby authorizes the City Manager to execute a professional services agreement with Carollo Engineers, Inc. for professional services associated with a Sewer System Management Plan (SSMP) update.

**PASSED AND ADOPTED** by the City Council of the City of Hughson at its regularly scheduled meeting on this 24th day of April, 2023, by the following vote:

**AYES:**

**NOES:**

**ABSTENTIONS:**

**ABSENT:**

**APPROVED:**

---

**GEORGE CARR, Mayor**

**ATTEST:**

---

**ASHTON GOSE, City Clerk**



2795 Mitchell Drive  
Walnut Creek, CA 94598  
P. 925-932-1710

[carollo.com](http://carollo.com)

March 20, 2023

Mr. Jaime Velazquez  
Utilities Superintendent  
City of Hughson  
6700 Leedom Road  
Hughson, CA 95326

Subject: Proposal for Sewer System Management Plan

Dear Mr. Velazquez:

The City has requested a proposal to update its Sewer System Management Plan (SSMP), which was previously prepared by Carollo Engineers, Inc. Carollo will work with the City to identify the elements of the existing program that need to be modified and will update the plan to reflect current standards and conditions, describing activities the City uses to manage the sewer system. Enclosed is a proposal for the update to the SSMP.

## SCOPE OF WORK

The Scope of Work associated with the Sewer System Management Plan includes the following:

### Task 1 – Project Management and Meetings

Carollo's project manager will direct and coordinate the efforts of the project team members in order to deliver all of the components of the project.

#### Project Management Plan and Project Coordination

Carollo's project manager will make staffing assignments, review work progress, coordinate quality management and review procedures, and communicate regular progress reports to the City of Hughson (City). The project manager will manage the budget, schedule, and invoicing. The project manager will prepare and maintain a decision log that will record decisions made by the City throughout the project.

Carollo will develop a Project Management Plan (PMP), or Project Plan, to be used to manage this project. The Project Plan will include the project schedule, project team contacts, work plan, scope, budget, and the Quality Management Plan.

#### Progress Meetings

Carollo will conduct a kick-off meeting with City staff. The purpose of the kick-off meeting is to confirm project objectives, review staff and team members, discuss scope and schedule and review the data collection table. The kick-off meeting will include the following:

- Confirm project objectives.
- Review list of needed data for completion of the study.
- Review previous work and studies.
- Document existing conditions and identify known system deficiencies.
- Define project roles and distribute project roster.

Page 2

- Review schedule.

Carollo will also conduct biweekly progress meetings to summarize project status, share information, and gain concurrence on key project issues. Carollo will prepare meeting agendas and meeting notes to document discussions, decisions, and work progress. Progress meetings will include discussion of project progress, schedule, budget, action item list, and decision log.

#### [Progress QA/QC Activities](#)

Carollo's technical advisor will conduct a thorough review of all project deliverables as part of this task.

#### [City Responsibilities – Task 1](#)

- Provide review comments on Project Plan, meeting minutes and agenda.
- Participate in meetings.

#### [Deliverables – Task 1](#)

- Project Plan that includes budget, work plan (with scope of work), project team contact information, schedule, and Quality Management Plan.
- Meeting agendas and action items.

### **Task 2: Data Collection and Background Review**

Carollo will perform a thorough reconnaissance and review effort to secure data, input, studies, policies, regulations, and other background materials that will be needed to facilitate the successful completion of the project. Carollo will prepare a Data Collection Table that lists the data required for the project. Carollo will share the list with the City prior to the kick-off meeting.

#### [City Responsibilities – Task 2](#)

- Assist with the identification of available existing information.
- Availability to meet with Carollo staff regarding existing City systems, and programmatic management of data and utility systems.

#### [Deliverables – Task 2](#)

- Data collection list

### **Task 3: SSMP Elements**

Carollo will prepare each separate SSMP element as described below:

#### [Introduction](#)

Carollo will develop an introductory section to the SSMP report. This section will include the following:

- A schedule for the Enrollee to update the SSMP, including the schedule for conducting internal audits. The schedule will include milestones for incorporation of activities addressing prevention of sewer spills.
- A sewer system asset overview, including:



Page 3

- » *Location, including counties*
- » *Service area boundary*
- » *Population and community served*
- » *System size, including total length in miles, length of gravity mainlines, length of pressurized (force) mains, and number of pump stations and siphons*
- » *Structures diverting stormwater to the sewer system*
- » *Data management systems*
- » *Sewer system ownership and operation responsibilities between Enrollee and private entities for upper and lower sewer laterals*
- » *Estimated number or percent of residential, commercial, and industrial service connections*
- » *Unique service boundary conditions and challenges*
- » *Reference to the City's up to-date map of its sanitary sewer system*

### Organization

Carollo will review the City's current organization charts and job classifications related to sewer system management and operations and maintenance (O&M) and devise a functional chart with defined roles and responsibilities for each position that meet industry guidelines and practices as well as SSMP requirements. The names and contact information for the management, administrative, and maintenance positions involved with the SSMP will be documented.

Carollo will work with the City to ensure that the chain of communication for the sewer collection system operations, management, and maintenance is documented properly and easily understood.

Carollo will identify the City's authorized representative(s) responsible for development and implementation of all elements in the SSMP program and specify the chain of communication for reporting sanitary sewer overflows (SSOs) to the State and Regional Water Boards and other agencies.

### Legal Authority

Carollo will review the City's ordinances, service agreements, etc. as they relate to the sanitary sewer system. We will then summarize the City's legal authority to implement specific measures of the SSMP as specified by the State Water Resources Control Board (SWRCB) General Waste Discharge Requirements (GWDRs).

If necessary, Carollo will suggest modifications or additions to the City's ordinances, service agreements, etc. to better comply with SSMP requirements.

### Operations and Maintenance Program

Carollo will summarize the City's current operations and maintenance (O&M) activities as related to the SWRCB GWDRs, including mapping, preventative maintenance activities (such as existing television inspection program, if applicable), rehabilitation and replacement plan, equipment and replacement parts inventory, and staff training.

As part of this task, Carollo will also recommend modifications to the City's existing O&M program as needed to meet the requirements of the GWDRs.

### Design and Performance Provisions


Carollo will summarize the City's current design standards and specifications for the SSMP report as part of this task. Carollo will also recommend any improvements to these standards and specifications based on the results of the review and evaluation of these documents.

### Spill Emergency Response Plan

Carollo will develop an overflow emergency response plan as a separate document to be used during emergency and disaster crises. The plan will identify measures to protect public health and the environment and will include the following:

- Procedures to notify primary responders, appropriate local officials, and appropriate regulatory agencies of a spill in a timely manner.
- Procedures to notify other potentially affected entities (for example, health agencies, water suppliers, etc.) of spills that potentially affect public health or reach waters of the State.
- Procedures to comply with the notification, monitoring and reporting requirements of the General Order, State law and regulations, and applicable Regional Water Board Orders.
- Procedures to ensure that appropriate staff and contractors implement the Spill Emergency Response Plan and are appropriately trained.
- Procedures to address emergency system operations, traffic control and other necessary response activities.
- Procedures to contain a spill and prevent/minimize discharge to waters of the State or any drainage conveyance system.
- Steps to minimize and remediate public health impacts and adverse impacts on beneficial uses of waters of the State.
- Procedures to remove sewage from the drainage conveyance system.
- Document methods to clean the spill area and drainage conveyance system in a manner that does not inadvertently impact beneficial uses in the receiving waters.
- Document technologies, practices, equipment, and interagency coordination to expedite spill containment and recovery.
- Document pre-planned coordination and collaboration with storm drain agencies and other utility agencies/departments prior, during, and after a spill event.
- Procedures to conduct post-spill assessments of spill response activities.
- Procedures to document and report spill events as required in the General Order.
- Procedures to annually, review and assess effectiveness of the Spill Emergency Response Plan, and update the Plan as needed.

The spill emergency response program will be summarized in the SSMP document.



Page 5

### [Sewer Pipe Blockage and Roots Control Program](#)

As part of this task, Carollo will review all pertinent information provided by the City concerning fats, oils, and grease (FOG), roots, and other pipe blocking substances as it relates to the operation and maintenance of the TRI. Carollo will document the City's sewer pipe blockage and roots control program.

### [System Evaluation, Capacity Assurance, and Capital Improvements](#)

Carollo will summarize the findings and recommendations of the City's sewer master planning efforts, and provide a narrative of the City's collection system capital improvement plan (CIP) and capacity upgrades to the system since the previous plan was completed.

### [Monitoring, Measurement, and Program Modifications](#)

This task includes the development of an SSMP measurable performance criteria system to accomplish the following:

- Maintain relevant information that can be used to establish and prioritize appropriate SSMP activities.
- Monitor the implementation and, where appropriate, measure the effectiveness of each element of the SSMP.
- Assess the success of the preventative maintenance program.
- Update program elements, as appropriate, based on monitoring or performance evaluations.
- Identify and illustrate SSO trends, including frequency, location, and volume.

### [Internal Audits](#)

Carollo will develop an SSMP internal audit program to conduct periodic internal audits. This audit will focus on evaluating the effectiveness of the SSMP and the City's performance in complying with the SSMP requirements, including identification of any deficiencies in the SSMP and steps to correct them.

### [Communication Program](#)

This task includes development of a communication program for the City to communicate on a regular basis with the public on the development, implementation, and performance of its SSMP. The communication system will allow City customers and the general public the opportunity to provide input as the program is developed and implemented.

### [City Responsibilities – Task 3](#)


- Provide input on specific SSMP elements as-needed.

### [Deliverables – Task 3](#)

- None

## [Task 4: SSMP Report](#)

Carollo will compile the SSMP elements developed as part of Task 2 into a Draft SSMP report for City review and comment. Carollo will conduct a workshop to discuss comments on the draft report. We will then incorporate these comments and prepare the Final SSMP.



Mr. Jaime Velazquez  
Utilities Superintendent  
City of Hughson  
March 20, 2023

Page 6

[City Responsibilities – Task 4](#)


- Review and provide input related to the draft SSMP Report.

[Deliverables – Task 4](#)

- Draft and Final SSMP Report.

We appreciate the opportunity to serve the City with quality service to meet the goals and objectives of your project. Please do not hesitate to contact us with any questions or concerns you may have regarding this proposal to assist your team.

Sincerely,  
CAROLLO ENGINEERS, INC.

A handwritten signature in cursive script, reading "Jennifer Pratt".

Jennifer Pratt, PE  
Principal-in-Charge





Fee Estimate  
Sewer System Management Plan (SSMP)  
City of Hughson



Task Description	Hours by Classification						Labor	Subs and Other Direct Expenses <sup>(1)</sup>	Estimated Fee
	Senior Professional	Project Professional	Assistant Professional	Technician	Word Processing	Total Hours			
	\$314	\$250	\$185	\$161	\$121				
<b>Task 1 – Project Management and Control</b>	7	11	3	0	1	22	\$ 5,600	\$ 300	\$ 5,900
Project Management Plan and Project Coordination	4	2	0	0	1	7	\$ 1,900	\$ 100	\$ 2,000
Progress Meetings	3	3	3	0	0	9	\$ 2,200	\$ 100	\$ 2,300
Project QA/QC Activities	0	6	0	0	0	6	\$ 1,500	\$ 100	\$ 1,600
<b>Task 2 – Data Collection and Review</b>	0	4	12	0	0	16	\$ 3,200	\$ 200	\$ 3,400
Review Historical Documents and Information	0	2	8	0	0	10	\$ 2,000	\$ 100	\$ 2,100
Interview Staff	0	2	4	0	0	6	\$ 1,200	\$ 100	\$ 1,300
<b>Task 3 – SSMP Elements</b>	4	19	72	0	0	95	\$ 19,300	\$ 1,500	\$ 20,800
Introduction	1	1	10	0	0	12	\$ 2,400	\$ 200	\$ 2,600
Organization	1	4	12	0	0	17	\$ 3,500	\$ 200	\$ 3,700
Legal Authority	0	2	5	0	0	7	\$ 1,400	\$ 100	\$ 1,500
Operation and Maintenance Program	1	2	8	0	0	11	\$ 2,300	\$ 200	\$ 2,500
Design and Performance Provisions	0	2	6	0	0	8	\$ 1,600	\$ 100	\$ 1,700
Spill Emergency Response Plan	1	2	8	0	0	11	\$ 2,300	\$ 200	\$ 2,500
Sewer Pipe Blockage Control Program and Roots Control Program	0	2	6	0	0	8	\$ 1,600	\$ 100	\$ 1,700
System Evaluation, Capacity Assurance, and Capital Improvements	0	1	6	0	0	7	\$ 1,400	\$ 100	\$ 1,500
Monitoring, Measurement, and Program Modifications	0	1	5	0	0	6	\$ 1,200	\$ 100	\$ 1,300
Internal Audits	0	1	3	0	0	4	\$ 800	\$ 100	\$ 900
Communication Program	0	1	3	0	0	4	\$ 800	\$ 100	\$ 900
<b>Task 4 – SSMP Report</b>	4	6	10	6	12	38	\$ 7,100	\$ 500	\$ 7,600
Draft SSMP	2	4	6	4	8	24	\$ 4,400	\$ 300	\$ 4,700
Final SSMP	2	2	4	2	4	14	\$ 2,700	\$ 200	\$ 2,900
<b>Total Hours and Fee</b>	15	40	97	6	13	171	\$ 35,200	\$ 2,500	\$ 37,700

Notes:

(1) Other direct expenses include mileage travelling to/from meetings at IRS Federal Rate, reproduction at cost plus 10%, and Project Equipment and Communication Expense billed at \$14.00 per hour.


(2) Subconsultant costs include 10% markup

(3) Rates are based on 2023 billing rates



## **CITY COUNCIL AGENDA ITEM NO. 3.8**

### **SECTION 3: CONSENT CALENDAR**

**Meeting Date:** April 24, 2023  
**Subject:** Adopt Resolution 2023-23, Approving the Fiscal Year 2022-23 Mid-Year Budget Adjustments  
**Enclosures:** Mid-Year Budget Adjustments  
Budget Comparison Reports  
**Presented By:** Kim Weimer, Director of Finance  
**Approved By:**   
City Manager

---

#### **Staff Recommendation:**

Adopt Resolution 2023-23, approving the Fiscal Year 2022-23 Mid-Year Adjustments.

#### **Background and Overview:**

On September 26, 2022, the City Council adopted the Fiscal Year 2022-23 City of Hughson Final Budget. Since the implementation of the adopted budget, the Finance Department has performed a mid-year review of the operating budget. As a result of the analysis, staff has made recommendations for budgetary adjustments that are detailed in 'Exhibit A' of this agenda item.

The mid-year review provides an opportunity to analyze revenues and expenditures and any changes that have occurred from the beginning of the fiscal year until a mid-way point into the fiscal year. The preliminary and final budgets are developed with data available to the City at the time the budgets are compiled. At specific points of time during the budgetary cycle, the City receives revised estimates pertaining to Gas Tax and Sales Tax. In addition, the staff conducts internal reviews of other revenue sources. The mid-year budget evaluation provides an opportunity to revise revenue accounts, if necessary, based on these evaluations. In addition, the mid-year review is an opportunity for all municipal departments to review their respective department budgets against ongoing and future activity and communicate any budgetary needs that could potentially arise between mid-year and the end of the fiscal year. Any expenditure adjustments needed based on these evaluations are made during the mid-year review.

On April 17, 2023, these mid-year budget adjustments were presented to the Budget and Finance Committee and no changes were requested.

Staff recommends approving the budgetary adjustments that equal **-\$1,265,722**. This includes a revision in estimated revenues of **-\$772,259** and a revision in estimated expenses of **+\$493,463**.

General Fund (Fund 100) Analysis:

Staff recommends making General Fund mid-year budgetary adjustments in the amount of **-\$139,162**. This includes a decrease in revenue estimates in the amount of **-\$131,158** and an increase in estimated expenses in the amount of **\$8,004**.

**General Fund FY2022-23 Mid-Year Budget Adjustments**

	FY2022-23 Mid-		
	FY2022-23 Final	Year	Change
Revenues	\$ 4,319,009.00	\$ 4,187,851.00	\$(131,158.00)
Expenses	\$ 4,095,530.00	\$ 4,103,534.00	\$ 8,004.00
			<u><u>\$(139,162.00)</u></u>

Revenue: General Fund revenue estimates were adjusted accordingly based on revised estimates received from consultants and internal staff review:

- Building Permits & General Permits – Parkwood development delayed necessitating an overall decrease for permits, **-\$261,000**
- Sales Tax Revenue – new estimates from HDL, **-\$54,058** primarily due to construction being lower than budgeted
- Planning revenue up due to new projects not in budget **+\$43,800**
- Property Tax revenue at new rates causing an increase. **+\$35,000**
- True up Misc. Income to actual results. **+\$16,000**
- Transfer in from Fund 384 Supplemental Law Enforcement Service Fund **+\$72,000**
- Small overall increase in misc. revenue consisting of Violations, refunds, and general plan update **\$17,100**

Expenditures: General Fund expenditures were adjusted accordingly based on year-to-date activity and anticipated future costs through the remainder of the fiscal year ending June 30, 2023. The expenditure adjustments based by departments in the General Fund shown below:

Dept	Dept Name	FY2022-23 Final	FY2022-23 Mid-Year	Increase (Decrease)	Notes
1040	PLANNING/BUILDING	\$ 495,003.00	\$ 454,403.00	\$ (40,600.00)	Additional help charged to ARPA & increase in office supplies
1045	POLICE SERVICES	\$ 1,659,483.00	\$ 1,730,877.00	\$ 71,394.00	Stanislaus County Workforce retention & recruitment strategy
1065	PARKS AND RECREATION	\$ 144,604.00	\$ 141,814.00	\$ (2,790.00)	True up salaries & increase in restroom rentals
1070	STREET MAINTENANCE	\$ 127,888.00	\$ 123,888.00	\$ (4,000.00)	Fuel price increase
1075	FLEET MAINTENANCE	\$ 23,020.00	\$ 24,020.00	\$ 1,000.00	Rise in cost of fuel over last year
9999	NON DEPARTMENTAL	\$ 348,100.00	\$ 331,100.00	\$ (17,000.00)	True up PERS, adjust transfers, remove IT replacement

'Exhibit B' provides a summary by department of the revised expenses in addition to a depiction of the General Fund less the one-time transfers and expenses that are projected for Fiscal Year 2022-23.

#### Other Funds Analysis:

Staff recommends approval of the mid-year adjustments shown in 'Exhibit A' (excerpt below). Expense adjustments of \$10,000 or more are detailed below the excerpt.

FUND	Revenue Increase / (Decrease)	Expenses Increase (Decrease)	Net Adj
210 SEWER OPERATIONS	\$ -	\$ (17,879)	\$ 17,879
220 SEWER CAPACITY FEE	\$ (800,000)		\$ (800,000)
225 WWTP EXPANSION	\$ 24,570		\$ 24,570
240 WATER	\$ 3,000	\$ 61,369	\$ (58,369)
270 COMMUNITY/SENIOR CENTER	\$ 131,329	\$ 131,329	\$ -
380 CORONAVIRUS LOCAL FISCAL RECOVERY FUND		\$ 228,340	\$ (228,340)
384 SUPPLEMENTAL LAW ENFORCEMENT SERVICE FUND		\$ 78,100	\$ (78,100)
451 PUBLIC FACILITY DEV IMPACT FEE		\$ 4,200	\$ (4,200)
<b>TOTALS</b>	<b>\$ (641,101)</b>	<b>\$ 485,459</b>	<b>\$ (1,126,560)</b>

Fund 210 SEWER OPERATIONS – Reduction of \$40,000 expense for environmental monitoring based on past two fiscal year's activity.

Fund 220 SEWER CAPACITY FEE – Reduction in revenue of \$800,000 as KB Homes finished and Parkwood is delayed to next fiscal year.

Fund 225 WWTP EXPANSION - \$24,570 increase in revenue for interest earned.

Fund 240 WATER - \$48,000 Increase for department supplies due in most part to the increased cost of chemicals and the increase in quantities needed for the wells.

Fund 270 COMMUNITY/SENIOR CENTER - \$131,829 approved in the Mar 13<sup>th</sup> Council meeting for fire clean up (note: net increase is zero as insurance will cover the costs)

Fund: 380 - CORONAVIRUS LOCAL FISCAL RECOVERY FUND - \$32,085 for extra help pay, \$70,760 for premium pay, \$110,015 for 4<sup>th</sup> Street project. These improvements and expenses were previously approved by the City Council.

Fund 384 – SUPPLEMENTAL LAW ENFORCEMENT FUND: Transfer \$72,000 to General Fund to cover the 5% pay increase. Stanislaus County offered a retention

package to the Sheriff Department employees which included an immediate 5% increase in pay, and over a three-year period increased vacation time. The estimated increase in law enforcement costs to the City of Hughson was estimated at \$72,000.

### **Fiscal Impact:**

The approval of the Fiscal Year 2022-23 Mid-Year budget adjustments will have the following impact on the City's operating budget:

- Decrease estimated revenues by \$772,259 and increase estimate expenses in the amount of \$493,463.
- This brings the total Fiscal Year 2022-23 operating expenditure budget for the City of Hughson to \$20,058,441.

**FY 2022-23 Mid-Year Budget Adjustments**

	Revenues			Expenses			Variances
	Final	Mid-Year	Difference	Final	Mid-Year	Difference	
GF	\$ 4,319,009	\$ 4,187,851	\$ (131,158)	\$ 4,095,530	\$ 4,103,534	\$ 8,004	\$ (139,162)
Sewer	\$ 2,632,516	\$ 2,632,516	\$ -	\$ 2,632,516	\$ 2,614,637	\$ (17,879)	\$ 17,879
Water	\$ 2,144,100	\$ 2,147,100	\$ 3,000	\$ 1,530,124	\$ 1,591,493	\$ 61,369	\$ (58,369)
Other Funds	\$ 12,780,576	\$ 12,136,475	\$ (644,101)	\$ 11,306,808	\$ 11,748,777	\$ 441,969	\$ (1,086,070)
<b>TOTALS</b>	<b>\$ 21,876,201</b>	<b>\$ 21,103,942</b>	<b>\$ (772,259)</b>	<b>\$ 19,564,978</b>	<b>\$ 20,058,441</b>	<b>\$ 493,463</b>	<b>\$ (1,265,722)</b>

**CITY OF HUGHSON  
CITY COUNCIL  
RESOLUTION NO. 2023-23**

**A RESOLUTION OF THE CITY COUNCIL OF THE CITY OF HUGHSON  
APPROVING THE MID YEAR ADJUSTMENTS TO THE OPERATING BUDGET FOR  
FISCAL YEAR 2021-22**

**WHEREAS**, on September 26, 2022, the City Council adopted the Fiscal Year 2022-23 City of Hughson Operating Budget, by adopting Resolution No. 2022-48; and

**WHEREAS**, City staff have reviewed the funds and accounts of the City Budget during a mid-year examination; and

**WHEREAS**, after conducting an extensive review and analysis of the entire operating budget, City staff recommends budget adjustments and fund transfers that decrease the estimated revenue by \$772,259 and increase estimated expense by \$493,463 as shown in "Exhibit A"; and

**THEREFORE, BE IT RESOLVED**, that the City Council of the City of Hughson hereby adopts Resolution No. 2023-24, approving the budget adjustments as shown in "Attachment A" to increase the budget adopted by Resolution No. 2022-48, to \$20,058,441;

**PASSED AND ADOPTED** by the City Council of the City of Hughson at its regular meeting held on this 24<sup>th</sup> day of April 2023, by the following roll call votes:

**AYES:**

**NOES:**

**ABSTENTIONS:**

**ABSENT:**

**APPROVED:**

\_\_\_\_\_  
**GEORGE CARR, Mayor**

**ATTEST:**

\_\_\_\_\_  
**ASHTON GOSE, City Clerk**

## Attachment A

### FY 2022-23 Mid-Year Budget Adjustments

	Revenues			Expenses			Variances
	Final	Mid-Year	Difference	Final	Mid-Year	Difference	
GF	\$ 4,319,009	\$ 4,187,851	\$ (131,158)	\$ 4,095,530	\$ 4,103,534	\$ 8,004	\$ (139,162)
Sewer	\$ 2,632,516	\$ 2,632,516	\$ -	\$ 2,632,516	\$ 2,614,637	\$ (17,879)	\$ 17,879
Water	\$ 2,144,100	\$ 2,147,100	\$ 3,000	\$ 1,530,124	\$ 1,591,493	\$ 61,369	\$ (58,369)
Other Funds	\$ 12,780,576	\$ 12,136,475	\$ (644,101)	\$ 11,306,808	\$ 11,748,777	\$ 441,969	\$ (1,086,070)
<b>TOTALS</b>	<b>\$ 21,876,201</b>	<b>\$ 21,103,942</b>	<b>\$ (772,259)</b>	<b>\$ 19,564,978</b>	<b>\$ 20,058,441</b>	<b>\$ 493,463</b>	<b>\$ (1,265,722)</b>



# CITY OF HUGHSON MID-YEAR BUDGET ADJUSTMENTS FISCAL YEAR 2022-23

EXHIBIT A

		2022-23 FINAL	Prior Approved Adjustments	Proposed Mid- Yr Budget	Total Adjustments	New Adjustments	REASON FOR VARIANCE
<b>Fund: 100 - GENERAL FUND</b>							
<b>Revenue</b>							
100-1040-43020	PERMITS-BUILDING	\$ 393,000		\$ 170,000	\$ (223,000)	\$ (223,000)	Building permits down due to delay at Parkwood
100-1040-43050	PERMIT-OTHER	\$ 125,000		\$ 87,000	\$ (38,000)	\$ (38,000)	Parkwood permits lower than forecasted
100-1040-44310	VIOLATION-ADMINISTRATIVE	\$ 2,000		\$ 4,100	\$ 2,100	\$ 2,100	Violations up over amount budgeted
100-1040-44410	PLANNING REVENUE	\$ 1,200		\$ 45,000	\$ 43,800	\$ 43,800	New projects not in budget
100-9999-40060	TAX-SB813 SUPPLEMENTAL	\$ 790,000		\$ 825,000	\$ 35,000	\$ 35,000	New higher property tax rates in effect
							New estimate from HDL for Hughson's sales tax income, primarily due to
100-9999-41010	TAX-SALES	\$ 1,160,600		\$ 1,106,542	\$ (54,058)	\$ (54,058)	construction being down
100-9999-46090	REFUND	\$ 15,000		\$ 34,000	\$ 19,000	\$ 19,000	Higher than budgeted
100-9999-46110	GENERAL PLAN UPDATE FEE	\$ 6,000		\$ 2,000	\$ (4,000)	\$ (4,000)	Lower than budgeted
100-9999-46120	MISCELLANEOUS REVENUE	\$ 10,000		\$ 26,000	\$ 16,000	\$ 16,000	True up to actuals
100-9999-49010	TRANSFER IN	\$ 337,436		\$ 409,436	\$ 72,000	\$ 72,000	Transfer in from Law Enforcement Fund 384 to cover 5% raises
	<b>REVENUE</b>				<b>\$ (131,158)</b>	<b>\$ (131,158)</b>	<b>Decrease in estimated revenue</b>
<b>Expense</b>							
100-1040-60010	OFFICE SUPPLIES	\$ 1,100		\$ 2,500	\$ 1,400	\$ 1,400	Rise in cost of office supplies and usage higher than budgeted
100-1040-61050	TEMPORARY EMPLOYEE SERVICES	\$ 40,000		\$ -	\$ (40,000)	\$ (40,000)	Temporary labor charged to Arpa Funds
100-1040-61060	SOFTWARE MAINTENANCE AND SUPPORT	\$ 2,000		\$ -	\$ (2,000)	\$ (2,000)	No costs or budget for this department in past two fiscal years
100-1045-61010	PROFESSIONAL SERVICES	\$ 1,489,734		\$ 1,561,128	\$ 71,394	\$ 71,394	5% Pay Increase - Law Enforcement
100-1065-50010	SALARIES-REGULAR	\$ 49,324		\$ 44,924	\$ (4,400)	\$ (4,400)	True up to actuals
100-1065-60090	RENTS AND LEASES	\$ 2,500		\$ 4,110	\$ 1,610	\$ 1,610	Restroom rentals due to sewer issues at church
100-1070-50010	SALARIES-REGULAR	\$ 61,522		\$ 56,522	\$ (5,000)	\$ (5,000)	True up to actuals
100-1070-62040	FUEL	\$ 1,200		\$ 2,200	\$ 1,000	\$ 1,000	Rise in cost of fuel over last year
100-1075-62040	FUEL	\$ 1,500		\$ 2,500	\$ 1,000	\$ 1,000	Rise in cost of fuel over last year
100-9999-51010	PUBLIC EMPLOYEES RETIREMENT SYSTEM	\$ 112,231		\$ 107,731	\$ (4,500)	\$ (4,500)	True up to actuals
100-9999-66000	TRANSFER OUT	\$ 178,243		\$ 170,743	\$ (7,500)	\$ (7,500)	Adjust transfers
100-9999-66010	IT REPLACEMENT	\$ 5,000		\$ -	\$ (5,000)	\$ (5,000)	Not needed in this fund
	<b>EXPENSE</b>				<b>\$ 8,004</b>	<b>\$ 8,004</b>	<b>Increase in estimated expense</b>
	<b>NET ADJUSTMENT FUND 100-GENERAL FUND</b>				<b>\$ (139,162)</b>	<b>\$ (139,162)</b>	<b>Net adjustment</b>
<b>Fund: 210 - SEWER OPERATIONS</b>							
<b>Expense</b>							
210-2110-50030	OVERTIME	\$ 4,000		\$ 6,000	\$ 2,000	\$ 2,000	Issues with Tully Road flooding
210-2110-51040	WORKERS' COMPENSATION	\$ 16,850		\$ 19,760	\$ 2,910	\$ 2,910	Increase in payroll costs resulted in increase in WC
210-2110-61040	IT SERVICES	\$ 24,000		\$ 30,417	\$ 6,417	\$ 6,417	Website development and \$1,538 in new hardware
210-2120-61160	ENVIRONMENTAL MONITORING	\$ 40,000		\$ -	\$ (40,000)	\$ (40,000)	Not needed based on previous two year's activity
210-2110-62040	FUEL	\$ 4,800		\$ 7,200	\$ 2,400	\$ 2,400	Rise in cost of fuel over last year
210-2120-51010	PUBLIC EMPLOYEES RETIREMENT SYSTEM	\$ 34,711		\$ 32,950	\$ (1,761)	\$ (1,761)	True up to actuals
210-2120-51020	MEDICAL INSURANCE	\$ 19,295		\$ 25,450	\$ 6,155	\$ 6,155	In line with prev fiscal year, not enough budgeted
210-2120-62040	FUEL	\$ 8,000		\$ 12,000	\$ 4,000	\$ 4,000	Rise in cost of fuel over last year
	<b>EXPENSE</b>				<b>\$ (17,879)</b>	<b>\$ (17,879)</b>	<b>Decrease in estimated expense</b>
	<b>NET ADJUSTMENT FUND 210 SEWER OPERATIONS</b>				<b>\$ 17,879</b>	<b>\$ 17,879</b>	<b>Net adjustment</b>



		2022-23 FINAL	Prior Approved Adjustments	Proposed Mid- Yr Budget	Total Adjustments	New Adjustments	REASON FOR VARIANCE
<b>Fund: 215 - FIXED ASSET REPLACEMENT</b>							
<b>Expense</b>							
215-7000-62010	MAINTENANCE BUILDINGS & GROUNDS	\$ -	\$ 51,600	\$ 51,600	\$ -	-	Roof Replacement, approved 3/13/23 Resolution#2023-17
215-7000-73000	Vac-Con Truck Purchase	\$ -	\$ 389,938	\$ 389,938	\$ -	-	Vac-con truck purchase, approved 12/12/22, Resolution#2022-65
	<b>EXPENSE</b>			\$ 389,938	\$ -	-	Increase in estimated expense
<b>NET ADJUSTMENT FUND 215 FIXED ASSET REPLACEMENT</b>					\$ (389,938)	\$ -	<b>Net Adjustment</b>
<b>Fund: 220 - SEWER CAPACITY FEE</b>							
<b>Revenue</b>							
220-7000-44910	SEWER CAPACITY FEES	\$ 1,485,540	\$ 685,540	\$ (800,000)	\$ (800,000)		KB Homes is finishing up, revenue will be lower than last year
	<b>REVENUE</b>			\$ (800,000)	\$ (800,000)		<b>Decrease in estimated revenue</b>
<b>NET ADJUSTMENT FUND 220 SEWER CAPACITY FEES</b>					\$ (800,000)	\$ (800,000)	
<b>Fund: 225 - WWTP EXPANSION</b>							
<b>Revenue</b>							
225-2110-46040	INTEREST EARNED	\$ -	\$ 24,570	\$ 24,570	\$ 24,570		True up to actuals
	<b>REVENUE</b>			\$ 24,570	\$ 24,570		<b>Increase in estimated revenue</b>
<b>NET ADJUSTMENT FUND 225 - WWTP EXPANSION</b>					\$ 24,570	\$ 24,570	
<b>Fund: 240 - WATER</b>							
<b>Revenue</b>							
240-2410-45190	FEE-RECONNECTION	\$ 100	\$ 3,100	\$ 3,000	\$ 3,000		Higher reconnections than budgeted
	<b>REVENUE</b>			\$ 3,000	\$ 3,000		<b>Increase in estimated revenue</b>
<b>Expense</b>							
240-2410-60020	DEPARTMENT SUPPLIES	\$ 36,000	\$ 84,000	\$ 48,000	\$ 48,000		Increased cost and amount of supplies needed to maintain wells
240-2410-60040	DUES AND PUBLICATIONS	\$ 27,000	\$ 29,951	\$ 2,951	\$ 2,951		Annual permit fee - Water Board
240-2410-61040	IT SERVICES	\$ 23,000	\$ 30,418	\$ 7,418	\$ 7,418		Increased costs & website development costs of \$1538
240-2410-62040	FUEL	\$ 6,000	\$ 9,000	\$ 3,000	\$ 3,000		Rise in cost of fuel over last year
	<b>EXPENSE</b>			\$ 61,369	\$ 61,369		<b>Increase in estimated expenses</b>
<b>NET ADJUSTMENT FUND 240 Water</b>					\$ (58,369)	\$ (58,369)	
<b>Fund: 255 - WWTP EXPANSION</b>							
<b>Expense</b>							
255-7000-73000	Vac-Con Truck Purchase	\$ -	\$ 112,779	\$ 112,779	\$ -	-	Vac-con truck purchase, approved 12/12/22, Resolution#2022-65
	<b>EXPENSE</b>			\$ 112,779	\$ -	-	<b>Increase in estimated expenses</b>
<b>NET ADJUSTMENT FUND 255 WWTP EXPANSION</b>					\$ (112,779)	\$ -	
<b>Fund: 270 - COMMUNITY/SENIOR CENTER</b>							
<b>Revenue</b>							
270-2710-46120	Miscellaneous Revenue	\$ -	\$ 131,329	\$ 131,329	\$ 131,329		Proceeds from insurance company
	<b>REVENUE</b>			\$ 131,329	\$ 131,329		<b>Increase in estimated revenue</b>
<b>Expense</b>							
270-2710-61010	Professional Services	\$ 500	\$ 131,829	\$ 131,329	\$ 131,329		Approved at the March 13, 2023 Council meeting - fire clean up
	<b>EXPENSE</b>			\$ 131,329	\$ 131,329		<b>Increase in estimated expenses</b>
<b>NET ADJUSTMENT FUND 270 - COMMUNITY/SENIOR CENTER</b>					\$ -	\$ -	

**Fund: 380 - CORONAVIRUS LOCAL FISCAL RECOVERY FUND**

		2022-23 FINAL	Prior Approved Adjustments	Proposed Mid- Yr Budget	Total Adjustments	New Adjustments	REASON FOR VARIANCE
Expense							
380-1055-50020	SALARIES-EXTRA HELP	\$ -	\$ -	\$ 32,085	\$ 32,085	\$ 32,085	
380-1055-51070	MEDICARE TAX	\$ -	\$ -	\$ 2,480	\$ 2,480	\$ 2,480	
380-2000-61010	EC-2 PROFESSIONAL SERVICES	\$ -	\$ 2,000	\$ 6,000	\$ 6,000	\$ 4,000	
380-4000-51000	EC 4-CLFRF/ARPA-PREMIUM PAY	\$ -	\$ -	\$ 70,760	\$ 70,760	\$ 70,760	
380-6000-61001	CARPORTS	\$ 31,883	\$ -	\$ 40,883	\$ 9,000	\$ 9,000	
380-6000-61002	ARPA-CHRISTMAS TREE	\$ -	\$ 15,195	\$ 15,195	\$ 15,195	\$ -	
380-6000-61003	ARPA-A/C UNITS	\$ -	\$ 69,045	\$ 69,045	\$ 69,045	\$ -	
380-6000-61004	ARPA-4TH ST CONCRETE-COMM CTR/POL SVCS	\$ -	\$ -	\$ 110,015	\$ 110,015	\$ 110,015	
380-6000-61006	STORMWATER PUMPS TULLY/HATCH-STARN PARK	\$ -	\$ 20,250	\$ 20,250	\$ 20,250	\$ -	
380-6000-61007	COMMUNITY SENIOR CENTER IMPROVEMENTS	\$ -	\$ 255,493	\$ 255,493	\$ 255,493	\$ -	
380-6000-61008	3RD STREET ADA	\$ -	\$ 32,795	\$ 32,795	\$ 32,795	\$ -	
380-6000-61009	NEW OFFICES- PLANNING/BUILDING	\$ -	\$ 38,611	\$ 38,611	\$ 38,611	\$ -	
380-6000-64040	ARPA-MISCELLANEOUS	\$ -	\$ 13,283	\$ 13,283	\$ 13,283	\$ -	
EXPENSE					\$ 675,013	\$ 228,340	Increase in estimated expenses
NET ADJUSTMENT FUND 380 CORONAVIRUS LOCAL FISCAL RECOVERY FUND					\$ (675,013)	\$ (228,340)	
Fund: 384 - SUPPLEMENTAL LAW ENFORCEMENT SERVICE FUND							
Expense							
384-3840-60070	PHONE AND INTERNET	\$ 4,000	\$ 3,900	\$ 14,000	\$ 10,000	\$ 6,100	Verizon bills send to wrong address for over 1 yr, back billed for charges
384-3840-66000	TRANSFER OUT	\$ 120,000		\$ 192,000	\$ 72,000	\$ 72,000	Transfer to General Fund to cover 5% pay increase
EXPENSE					\$ 82,000	\$ 78,100	Increase in estimated expenses
NET ADJUSTMENT FUND 384 SUPPLEMENTAL LAW ENFORCEMENT SERVICE FUND					\$ (82,000)	\$ (78,100)	
Fund: 450 -STORM DRAIN DEV IMACT FEE							
Expense							
450-7000-61010	PROFESSIONAL SERVICES	\$ 68,675	\$ 171,454	\$ 240,129	\$ 171,454	\$ -	Vac-con truck purchase, approved 12/12/22, Resolution#2022-65
EXPENSE					\$ 171,454	\$ -	Increase in estimated expenses
NET ADJUSTMENT FUND 450 STORM DRAIN DEV IMPACT FEE					\$ (171,454)	\$ -	
Fund: 451 -PUBLIC FACILITY DEV IMPACT FEE							
Expense							
451-7000-61010	PROFESSIONAL SERVICES	\$ -	\$ -	\$ 4,200	\$ 4,200	\$ 4,200	Appraisal & legal services
EXPENSE					\$ 4,200	\$ 4,200	Increase in estimated expenses
NET ADJUSTMENT FUND 451 PUBLIC FACILITY DEV IMPACT FEE					\$ (4,200)	\$ (4,200)	
Fund: 453 -PARK DEV IMPACT FEE							
Expense							
453-7000-71055	LEBRIGHT PARK	\$ -	\$ 300,965	\$ 300,965	\$ 300,965	\$ -	Lebright field updates, approved resolution 2022-50
EXPENSE					\$ 300,965	\$ -	Increase in estimated expenses
NET ADJUSTMENT FUND 453 PARK DEV IMPACT FEE					\$ (300,965)	\$ -	
TOTAL NEW ADJUSTMENTS TO MID-YEAR BUDGET						\$ (1,265,722)	

**CITY OF HUGHSON**  
**FY 22-23 MID-YEAR BUDGET ADJUSTMENTS**  
**GENERAL FUND SUMMARY**

**EXHIBIT B**

			FY2022-23 FINAL COMPARISON TO Mid-Year	
	FY 2022-23 Final	FY 2022-23 Mid-Year	Increase (Decrease)	NOTES
Department:				
1005 - LEGISLATIVE	\$ 60,613.00	\$ 60,613.00	\$ -	
1010 - CITY MANAGER	\$ 246,249.00	\$ 246,249.00	\$ -	
1015 - CITY TREASURER	\$ 1,292.00	\$ 1,292.00	\$ -	
1020 - LEGAL SERVICES	\$ 115,000.00	\$ 115,000.00	\$ -	
1025 - FINANCE	\$ 364,973.00	\$ 364,973.00	\$ -	
1030 - HUMAN RESOURCES/RISK MANAGEMENT	\$ 17,025.00	\$ 17,025.00	\$ -	
1035 - CITY CLERK	\$ 106,617.00	\$ 106,617.00	\$ -	
1040 - PLANNING/BUILDING	\$ 495,003.00	\$ 454,403.00	\$ (40,600)	Temp employee charged to ARPA & rise in office supply costs
1045 - POLICE SERVICES	\$ 1,659,483.00	\$ 1,730,877.00	\$ 71,394	Stanislaus County Workforce retention and recruitment strategy
1050 - ANIMAL CONTROL	\$ 123,000.00	\$ 123,000.00	\$ -	
1055 - PUBLIC WORKS	\$ 162,336.00	\$ 162,336.00	\$ -	
1060 - BUILDINGS AND GROUNDS	\$ 100,327.00	\$ 100,327.00	\$ -	
1065 - PARKS AND RECREATION	\$ 144,604.00	\$ 141,814.00	\$ (2,790)	True up salary expense and increase in restroom rentals
1070 - STREET MAINTENANCE	\$ 127,888.00	\$ 123,888.00	\$ (4,000)	True up salary expense and increase in fuel costs
1075 - FLEET MAINTENANCE	\$ 23,020.00	\$ 24,020.00	\$ 1,000	Rise in cost of fuel over last year
9999 - NON DEPARTMENTAL	\$ 348,100.00	\$ 331,100.00	\$ (17,000)	True up PERS, adjust transfers, remove IT replacement
	<u>\$ 4,095,530.00</u>	<u>\$ 4,103,534.00</u>	<u>\$ 8,004</u>	
<u>Less one -time expenses and transfers</u>				
General Plan Update - YTD Expensed	\$ (34,712.00)	\$ (34,712.00)		
Transfer out	\$ (124,709.00)	\$ (124,709.00)		Transfers to GF Reserve
Total	\$ (159,421.00)	\$ (159,421.00)		
EXPENDITURES	<u>\$ 3,936,109.00</u>	<u>\$ 3,944,113.00</u>	\$ 8,004	
REVENUES	<u>\$ 4,148,266.00</u>	<u>\$ 4,017,108.00</u>	\$ (131,158)	
INCREASE IN FUND BALANCE	\$ 212,157.00	\$ 72,995.00		

# Budget Comparison Report

## Account Summary



Hughson

Account Number		2020-2021 Total Activity	2021-2022 Total Activity	2022-2023 YTD Activity Through Apr	Comparison 1	Comparison 1	%	
					Budget	to Parent Budget		
					Parent Budget			
					2022-2023 FINAL	2022-2023 MID YEAR	Increase / (Decrease)	
Fund: 210 - SEWER								
Revenue								
<a href="#">210-2110-45500</a>	SEWER SERVICE REVENUE	2,582,675.04	2,316,700.19	1,983,387.69	2,330,000.00	2,330,000.00	0.00	0.00%
<a href="#">210-2110-46040</a>	INTEREST EARNED	3,708.28	-8,863.29	-130.20	0.00	0.00	0.00	0.00%
<a href="#">210-2110-46080</a>	PENALTIES	36,428.83	34,702.40	30,096.30	35,000.00	35,000.00	0.00	0.00%
<a href="#">210-2110-46120</a>	MISCELLANEOUS REVENUE	9,062.39	12,662.20	10,047.31	11,000.00	11,000.00	0.00	0.00%
<a href="#">210-2120-49010</a>	TRANSFER IN	0.00	0.00	0.00	256,516.00	256,516.00	0.00	0.00%
	Total Revenue:	2,631,874.54	2,355,201.50	2,023,401.10	2,632,516.00	2,632,516.00	0.00	0.00%
Expense								
<a href="#">210-2110-50010</a>	SALARIES-REGULAR	174,762.33	192,816.27	153,432.91	190,650.00	190,650.00	0.00	0.00%
<a href="#">210-2110-50030</a>	OVERTIME	4,365.74	4,452.78	5,763.52	4,000.00	6,000.00	2,000.00	50.00%
<a href="#">210-2110-51010</a>	PUBLIC EMPLOYEES RETIREMEN'	69,537.55	50,546.53	56,880.28	68,279.00	68,279.00	0.00	0.00%
<a href="#">210-2110-51020</a>	MEDICAL INSURANCE	37,432.48	41,027.65	35,671.03	44,981.00	44,981.00	0.00	0.00%
<a href="#">210-2110-51030</a>	UNEMPLOYMENT INSURANCE	1,460.69	790.05	501.35	1,332.00	1,332.00	0.00	0.00%
<a href="#">210-2110-51040</a>	WORKERS' COMPENSATION	14,813.23	16,711.94	19,760.44	16,850.00	19,760.00	2,910.00	17.27%
<a href="#">210-2110-51050</a>	LIFE INSURANCE	1,280.52	1,027.06	579.01	875.00	875.00	0.00	0.00%
<a href="#">210-2110-51060</a>	DENTAL INSURANCE	3,592.27	4,809.48	4,015.00	4,815.00	4,815.00	0.00	0.00%
<a href="#">210-2110-51070</a>	MEDICARE TAX	2,561.15	2,817.40	2,266.93	3,272.00	3,272.00	0.00	0.00%
<a href="#">210-2110-51075</a>	EMPLOYMENT TRAINING TAX (E'	0.00	0.20	23.33	42.00	42.00	0.00	0.00%
<a href="#">210-2110-51080</a>	DEFERRED COMPENSATION	808.48	1,170.71	994.92	1,842.00	1,842.00	0.00	0.00%
<a href="#">210-2110-60010</a>	OFFICE SUPPLIES	903.55	969.05	1,324.04	1,500.00	1,500.00	0.00	0.00%
<a href="#">210-2110-60020</a>	DEPARTMENT SUPPLIES	685.64	648.93	403.01	1,000.00	1,000.00	0.00	0.00%
<a href="#">210-2110-60030</a>	POSTAGE	15,042.14	13,248.82	14,603.38	15,000.00	15,000.00	0.00	0.00%
<a href="#">210-2110-60040</a>	DUES AND PUBLICATIONS	900.00	143.00	0.00	1,000.00	1,000.00	0.00	0.00%
<a href="#">210-2110-60050</a>	TRAINING AND MEETINGS	0.00	170.00	167.41	1,000.00	1,000.00	0.00	0.00%
<a href="#">210-2110-60070</a>	PHONE AND INTERNET	3,051.36	2,916.56	2,350.43	4,420.00	4,420.00	0.00	0.00%
<a href="#">210-2110-60090</a>	RENTS AND LEASES	2,363.24	1,574.99	893.20	2,500.00	2,500.00	0.00	0.00%
<a href="#">210-2110-60100</a>	INSURANCE AND SURETIES	30,516.59	46,708.90	55,125.60	57,032.00	57,032.00	0.00	0.00%
<a href="#">210-2110-60110</a>	UNIFORM AND CLOTHING	1,770.73	3,268.09	2,419.07	2,500.00	2,500.00	0.00	0.00%
<a href="#">210-2110-60120</a>	SMALL TOOLS	0.00	95.83	79.84	500.00	500.00	0.00	0.00%
<a href="#">210-2110-61005</a>	PERMIT	6,241.00	7,067.00	0.00	10,000.00	10,000.00	0.00	0.00%
<a href="#">210-2110-61010</a>	PROFESSIONAL SERVICES	85,442.93	37,475.29	28,952.52	257,841.00	257,841.00	0.00	0.00%
<a href="#">210-2110-61020</a>	ADMINISTRATIVE SERVICES	238,000.00	238,000.00	119,000.00	261,800.00	261,800.00	0.00	0.00%

Budget Comparison Report

						Comparison 1	Comparison 1	%
						Budget	to Parent Budget	
Account Number		2020-2021	2021-2022	2022-2023	Parent Budget	2022-2023	Increase /	
		Total Activity	Total Activity	YTD Activity Through Apr	2022-2023 FINAL	MID YEAR	(Decrease)	
<a href="#">210-2110-61040</a>	IT SERVICES	24,964.70	24,846.80	25,539.74	24,000.00	30,417.00	6,417.00	26.74%
<a href="#">210-2110-61050</a>	TEMPORARY EMPLOYEE SERVICE	2,089.52	1,897.01	0.00	4,000.00	4,000.00	0.00	0.00%
<a href="#">210-2110-61060</a>	SOFTWARE MAINTENANCE AND	0.00	0.00	8,562.42	9,400.00	9,400.00	0.00	0.00%
<a href="#">210-2110-61070</a>	LEGAL SERVICES	0.00	0.00	650.00	0.00	0.00	0.00	0.00%
<a href="#">210-2110-62020</a>	MAINTENANCE VEHICLES	0.00	232.06	0.00	1,500.00	1,500.00	0.00	0.00%
<a href="#">210-2110-62030</a>	MAINTENANCE OF EQUIPMENT	32,643.96	6,016.75	8,505.37	39,000.00	39,000.00	0.00	0.00%
<a href="#">210-2110-62040</a>	FUEL	3,273.96	5,125.15	4,738.88	4,800.00	7,200.00	2,400.00	50.00%
<a href="#">210-2110-66000</a>	TRANSFER OUT	284,852.00	289,850.00	144,925.00	284,850.00	284,850.00	0.00	0.00%
<a href="#">210-2110-66010</a>	IT REPLACEMENT	0.00	0.00	2,886.15	5,000.00	5,000.00	0.00	0.00%
<a href="#">210-2110-70040</a>	VEHICLES	0.00	9,992.10	0.00	0.00	0.00	0.00	0.00%
<a href="#">210-2120-50010</a>	SALARIES-REGULAR	82,434.73	92,449.29	71,076.41	114,912.00	114,912.00	0.00	0.00%
<a href="#">210-2120-50030</a>	OVERTIME	2,302.27	378.40	1,999.39	4,000.00	4,000.00	0.00	0.00%
<a href="#">210-2120-51010</a>	PUBLIC EMPLOYEES RETIREMEN'	37,434.14	23,954.95	30,198.86	34,711.00	32,950.00	-1,761.00	-5.07%
<a href="#">210-2120-51020</a>	MEDICAL INSURANCE	25,101.94	25,643.70	19,266.20	19,295.00	25,450.00	6,155.00	31.90%
<a href="#">210-2120-51030</a>	UNEMPLOYMENT INSURANCE	611.78	216.45	205.16	412.00	412.00	0.00	0.00%
<a href="#">210-2120-51040</a>	WORKERS' COMPENSATION	6,515.35	7,350.45	8,691.27	10,434.00	10,434.00	0.00	0.00%
<a href="#">210-2120-51050</a>	LIFE INSURANCE	745.19	531.43	291.23	292.00	292.00	0.00	0.00%
<a href="#">210-2120-51060</a>	DENTAL INSURANCE	2,685.58	2,858.56	2,135.88	2,090.00	2,090.00	0.00	0.00%
<a href="#">210-2120-51070</a>	MEDICARE TAX	1,186.09	1,274.47	1,002.31	1,159.00	1,159.00	0.00	0.00%
<a href="#">210-2120-51075</a>	EMPLOYMENT TRAINING TAX (E'	0.00	0.00	9.47	21.00	21.00	0.00	0.00%
<a href="#">210-2120-51080</a>	DEFERRED COMPENSATION	445.72	788.98	601.64	570.00	570.00	0.00	0.00%
<a href="#">210-2120-60010</a>	OFFICE SUPPLIES	351.33	794.26	222.65	1,000.00	1,000.00	0.00	0.00%
<a href="#">210-2120-60020</a>	DEPARTMENT SUPPLIES	3,409.86	4,280.56	2,854.63	10,000.00	10,000.00	0.00	0.00%
<a href="#">210-2120-60030</a>	POSTAGE	444.20	463.70	459.76	500.00	500.00	0.00	0.00%
<a href="#">210-2120-60040</a>	DUES AND PUBLICATIONS	23,320.00	25,159.25	25,587.00	30,000.00	30,000.00	0.00	0.00%
<a href="#">210-2120-60050</a>	TRAINING AND MEETINGS	50.00	0.00	235.00	1,500.00	1,500.00	0.00	0.00%
<a href="#">210-2120-60070</a>	PHONE AND INTERNET	2,648.50	3,204.52	2,764.34	3,220.00	3,220.00	0.00	0.00%
<a href="#">210-2120-60080</a>	UTILITIES	120,902.51	119,172.67	97,737.49	130,000.00	130,000.00	0.00	0.00%
<a href="#">210-2120-60090</a>	RENTS AND LEASES	2,615.91	1,769.17	1,004.24	2,750.00	2,750.00	0.00	0.00%
<a href="#">210-2120-60100</a>	INSURANCE AND SURETIES	30,516.59	46,708.90	55,125.60	57,032.00	57,032.00	0.00	0.00%
<a href="#">210-2120-60110</a>	UNIFORM AND CLOTHING	1,023.00	2,012.83	1,548.50	1,600.00	1,600.00	0.00	0.00%
<a href="#">210-2120-60120</a>	SMALL TOOLS	505.63	422.13	140.82	800.00	800.00	0.00	0.00%
<a href="#">210-2120-61010</a>	PROFESSIONAL SERVICES	75,378.77	55,580.63	36,317.31	67,000.00	67,000.00	0.00	0.00%
<a href="#">210-2120-61050</a>	TEMPORARY EMPLOYEE SERVICE	0.00	10,851.51	21,149.57	40,000.00	40,000.00	0.00	0.00%
<a href="#">210-2120-61070</a>	LEGAL SERVICES	0.00	100.00	0.00	0.00	0.00	0.00	0.00%
<a href="#">210-2120-61150</a>	SLUDGE REMOVAL	41,318.21	71,307.68	54,309.60	80,000.00	80,000.00	0.00	0.00%
<a href="#">210-2120-61160</a>	ENVIRONMENTAL MONITORING	5,596.01	-16,334.75	0.00	40,000.00	0.00	-40,000.00	-100.00%
<a href="#">210-2120-62010</a>	MAINTENANCE BUILDINGS AND	330.57	3,000.00	2,045.62	3,000.00	3,000.00	0.00	0.00%
<a href="#">210-2120-62020</a>	MAINTENANCE VEHICLES	0.00	0.00	491.91	1,500.00	1,500.00	0.00	0.00%

## Budget Comparison Report

					Comparison 1	Comparison 1		
					Parent Budget	Budget	to Parent Budget	
					2022-2023	2022-2023	Increase /	%
					FINAL	MID YEAR	(Decrease)	
Account Number		2020-2021	2021-2022	2022-2023				
		Total Activity	Total Activity	YTD Activity				
				Through Apr				
<a href="#">210-2120-62030</a>	MAINTENANCE OF EQUIPMENT	49,300.30	21,463.26	15,326.47	50,000.00	50,000.00	0.00	0.00%
<a href="#">210-2120-62040</a>	FUEL	4,816.24	6,982.74	7,939.43	8,000.00	12,000.00	4,000.00	50.00%
<a href="#">210-2120-66000</a>	TRANSFER OUT	591,136.00	591,136.16	295,568.08	591,137.00	591,137.00	0.00	0.00%
<a href="#">210-2120-70050</a>	OTHER EQUIPMENT	26,612.76	7,599.74	0.00	0.00	0.00	0.00	0.00%
Total Expense:		2,183,094.94	2,117,538.04	1,457,320.62	2,632,516.00	2,614,637.00	-17,879.00	-0.68%
Total Fund: 210 - SEWER:		448,779.60	237,663.46	566,080.48	0.00	17,879.00	17,879.00	0.00%
Fund: 215 - SEWER FIXED ASSET REPLACEMENT								
Revenue								
<a href="#">215-7000-46040</a>	INTEREST EARNED	6,326.15	-12,403.67	48.10	0.00	0.00	0.00	0.00%
<a href="#">215-7000-49010</a>	TRANSFER IN	284,852.00	284,850.00	142,425.00	284,850.00	284,850.00	0.00	0.00%
Total Revenue:		291,178.15	272,446.33	142,473.10	284,850.00	284,850.00	0.00	0.00%
Expense								
<a href="#">215-7000-61010</a>	PROFESSIONAL SERVICES	39,160.75	47,073.47	0.00	0.00	0.00	0.00	0.00%
<a href="#">215-7000-62010</a>	MAINTENANCE BUILDINGS & GR	0.00	0.00	53,400.00	51,600.00	51,600.00	0.00	0.00%
<a href="#">215-7000-64080</a>	DEPRECIATION	1,032,760.00	0.00	0.00	0.00	0.00	0.00	0.00%
<a href="#">215-7000-72000</a>	TULLY/2ND WATER/SEWER IMPI	0.00	0.00	649,409.82	1,135,886.00	1,135,886.00	0.00	0.00%
<a href="#">215-7000-73000</a>	Vac-Con Truck Purchase	0.00	0.00	0.00	338,338.00	338,338.00	0.00	0.00%
Total Expense:		1,071,920.75	47,073.47	702,809.82	1,525,824.00	1,525,824.00	0.00	0.00%
Total Fund: 215 - SEWER FIXED ASSET REPLACEMENT:		-780,742.60	225,372.86	-560,336.72	-1,240,974.00	-1,240,974.00	0.00	0.00%
Fund: 220 - SEWER CAPACITY FEE								
Revenue								
<a href="#">220-7000-44910</a>	SEWER CAPACITY FEES	770,251.25	660,240.00	446,188.13	1,485,540.00	685,540.00	-800,000.00	-53.85%
<a href="#">220-7000-46040</a>	INTEREST EARNED	1,715.13	-748.61	16.67	0.00	0.00	0.00	0.00%
Total Revenue:		771,966.38	659,491.39	446,204.80	1,485,540.00	685,540.00	-800,000.00	-53.85%
Expense								
<a href="#">220-7000-61010</a>	PROFESSIONAL SERVICES	33,566.24	4,461.40	162.50	10,000.00	10,000.00	0.00	0.00%
<a href="#">220-7000-64010</a>	INTEREST EXPENSE	27,573.61	0.00	0.00	0.00	0.00	0.00	0.00%
<a href="#">220-7000-66000</a>	TRANSFER OUT	3,139,273.29	0.00	0.00	256,516.00	256,516.00	0.00	0.00%
Total Expense:		3,200,413.14	4,461.40	162.50	266,516.00	266,516.00	0.00	0.00%
Total Fund: 220 - SEWER CAPACITY FEE:		-2,428,446.76	655,029.99	446,042.30	1,219,024.00	419,024.00	-800,000.00	-65.63%
Fund: 225 - WWTP EXPANSION								
Revenue								
<a href="#">225-2110-46040</a>	INTEREST EARNED	9,707.09	-110,636.49	-24,558.75	0.00	24,570.00	24,570.00	0.00%
<a href="#">225-2110-49010</a>	TRANSFER IN	3,250,743.58	106,673.80	53,336.90	591,137.00	591,137.00	0.00	0.00%
<a href="#">225-2110-49030</a>	ASSET TRANSFER	479,665.71	484,462.36	242,231.18	0.00	0.00	0.00	0.00%
Total Revenue:		3,740,116.38	480,499.67	271,009.33	591,137.00	615,707.00	24,570.00	4.16%

## Budget Comparison Report

Account Number Expense		2020-2021 Total Activity	2021-2022 Total Activity	2022-2023 YTD Activity Through Apr	Parent Budget	Comparison 1 Budget	Comparison 1 to Parent Budget	%
					2022-2023 FINAL	2022-2023 MID YEAR	Increase / (Decrease)	
<a href="#">225-2110-64010</a>	INTEREST EXPENSE	57,187.39	0.00	0.00	0.00	0.00	0.00	0.00%
<a href="#">225-2110-64030</a>	GRANT CHARGE	111,470.44	106,673.79	0.00	101,830.00	101,830.00	0.00	0.00%
	Total Expense:	168,657.83	106,673.79	0.00	101,830.00	101,830.00	0.00	0.00%
	Total Fund: 225 - WWTP EXPANSION:	3,571,458.55	373,825.88	271,009.33	489,307.00	513,877.00	24,570.00	5.02%
Fund: 240 - WATER								
Revenue								
<a href="#">240-2410-45100</a>	WATER REVENUE	2,132,994.95	2,098,438.86	1,697,176.38	2,100,000.00	2,100,000.00	0.00	0.00%
<a href="#">240-2410-45122</a>	WATER REVENUE-PROFESSIONA	0.00	0.00	-841.75	0.00	0.00	0.00	0.00%
<a href="#">240-2410-45144</a>	WATER REVENUE-CONSTRUCTIC	11,936.13	1,725.97	3,977.98	16,000.00	16,000.00	0.00	0.00%
<a href="#">240-2410-45190</a>	FEE-RECONNECTION	65.00	0.00	3,055.00	100.00	3,100.00	3,000.00	3,000.00%
<a href="#">240-2410-46040</a>	INTEREST EARNED	2,370.09	-1,766.78	126.26	0.00	0.00	0.00	0.00%
<a href="#">240-2410-46080</a>	PENALTIES	28,053.49	29,445.93	24,003.71	27,000.00	27,000.00	0.00	0.00%
<a href="#">240-2410-46120</a>	MISCELLANEOUS REVENUE	5,753.72	0.00	0.00	1,000.00	1,000.00	0.00	0.00%
<a href="#">240-2410-49030</a>	TRANSFER IN-ASSET	2,391,032.31	0.00	0.00	0.00	0.00	0.00	0.00%
	Total Revenue:	4,572,205.69	2,127,843.98	1,727,497.58	2,144,100.00	2,147,100.00	3,000.00	0.14%
Expense								
<a href="#">240-2410-50010</a>	SALARIES-REGULAR	165,045.88	195,000.98	156,546.83	265,323.00	265,323.00	0.00	0.00%
<a href="#">240-2410-50030</a>	OVERTIME	2,884.61	3,730.86	3,822.06	3,600.00	3,600.00	0.00	0.00%
<a href="#">240-2410-51010</a>	PUBLIC EMPLOYEES RETIREMEN'	79,489.90	57,767.29	59,934.14	75,903.00	75,903.00	0.00	0.00%
<a href="#">240-2410-51020</a>	MEDICAL INSURANCE	29,786.03	35,043.27	31,309.75	48,935.00	48,935.00	0.00	0.00%
<a href="#">240-2410-51030</a>	UNEMPLOYMENT INSURANCE	1,514.78	819.53	519.84	1,601.00	1,601.00	0.00	0.00%
<a href="#">240-2410-51040</a>	WORKERS' COMPENSATION	13,626.93	15,373.58	18,177.94	22,061.00	22,061.00	0.00	0.00%
<a href="#">240-2410-51050</a>	LIFE INSURANCE	1,019.85	1,034.71	583.95	1,020.00	1,020.00	0.00	0.00%
<a href="#">240-2410-51060</a>	DENTAL INSURANCE	2,897.35	4,157.69	3,510.12	5,199.00	5,199.00	0.00	0.00%
<a href="#">240-2410-51070</a>	MEDICARE TAX	2,379.01	2,812.70	2,275.97	3,847.00	3,847.00	0.00	0.00%
<a href="#">240-2410-51075</a>	EMPLOYMENT TRAINING TAX (E'	0.00	0.20	24.11	42.00	42.00	0.00	0.00%
<a href="#">240-2410-51080</a>	DEFERRED COMPENSATION	626.17	1,031.79	869.44	2,214.00	2,214.00	0.00	0.00%
<a href="#">240-2410-60010</a>	OFFICE SUPPLIES	908.63	1,353.64	2,412.87	3,500.00	3,500.00	0.00	0.00%
<a href="#">240-2410-60020</a>	DEPARTMENT SUPPLIES	40,080.08	45,857.81	63,648.72	36,000.00	84,000.00	48,000.00	133.33%
<a href="#">240-2410-60030</a>	POSTAGE	16,931.52	14,176.23	15,522.89	15,600.00	15,600.00	0.00	0.00%
<a href="#">240-2410-60040</a>	DUES AND PUBLICATIONS	23,558.27	25,630.51	27,502.35	27,000.00	29,951.00	2,951.00	10.93%
<a href="#">240-2410-60050</a>	TRAINING AND MEETINGS	1,968.03	1,948.58	1,136.41	3,900.00	3,900.00	0.00	0.00%
<a href="#">240-2410-60060</a>	ADVERTISING	0.00	0.00	220.15	0.00	0.00	0.00	0.00%
<a href="#">240-2410-60070</a>	PHONE AND INTERNET	2,839.53	3,204.58	2,344.35	4,120.00	4,120.00	0.00	0.00%
<a href="#">240-2410-60080</a>	UTILITIES	137,581.84	130,601.59	92,159.24	135,000.00	135,000.00	0.00	0.00%
<a href="#">240-2410-60090</a>	RENTS AND LEASES	2,616.12	1,769.36	1,004.23	2,500.00	2,500.00	0.00	0.00%
<a href="#">240-2410-60100</a>	INSURANCE AND SURETIES	36,629.69	58,748.57	66,152.05	68,439.00	68,439.00	0.00	0.00%

# Budget Comparison Report

					Comparison 1	Comparison 1		
					Parent Budget	Budget	to Parent Budget	
		2020-2021	2021-2022	2022-2023	2022-2023	2022-2023	Increase /	%
Account Number		Total Activity	Total Activity	YTD Activity Through Apr	FINAL	MID YEAR	(Decrease)	
<a href="#">240-2410-60110</a>	UNIFORM AND CLOTHING	2,754.70	4,852.88	3,855.49	4,000.00	4,000.00	0.00	0.00%
<a href="#">240-2410-60120</a>	SMALL TOOLS	879.32	4,293.85	959.66	1,500.00	1,500.00	0.00	0.00%
<a href="#">240-2410-61010</a>	PROFESSIONAL SERVICES	81,373.42	198,865.33	73,428.56	265,841.00	265,841.00	0.00	0.00%
<a href="#">240-2410-61020</a>	ADMINISTRATIVE SERVICES	164,000.00	82,000.00	82,000.00	180,400.00	180,400.00	0.00	0.00%
<a href="#">240-2410-61040</a>	IT SERVICES	24,965.25	24,848.03	25,541.00	23,000.00	30,418.00	7,418.00	32.25%
<a href="#">240-2410-61050</a>	TEMPORARY EMPLOYEE SERVICE	2,072.64	1,897.01	0.00	8,000.00	8,000.00	0.00	0.00%
<a href="#">240-2410-61060</a>	SOFTWARE MAINTENANCE AND	0.00	0.00	9,785.63	10,000.00	10,000.00	0.00	0.00%
<a href="#">240-2410-61070</a>	LEGAL SERVICES	0.00	0.00	575.00	0.00	0.00	0.00	0.00%
<a href="#">240-2410-62020</a>	MAINTENANCE VEHICLES	2,165.78	3,580.44	213.46	2,000.00	2,000.00	0.00	0.00%
<a href="#">240-2410-62030</a>	MAINTENANCE OF EQUIPMENT	52,138.61	16,724.71	21,958.13	41,000.00	41,000.00	0.00	0.00%
<a href="#">240-2410-62040</a>	FUEL	4,234.35	5,140.91	5,888.32	6,000.00	9,000.00	3,000.00	50.00%
<a href="#">240-2410-64010</a>	INTEREST EXPENSE	30,282.36	25,664.83	20,596.65	20,597.00	20,597.00	0.00	0.00%
<a href="#">240-2410-64080</a>	DEPRECIATION	200,706.00	0.00	0.00	0.00	0.00	0.00	0.00%
<a href="#">240-2410-66000</a>	TRANSFER OUT	185,484.00	190,482.00	95,241.00	185,482.00	185,482.00	0.00	0.00%
<a href="#">240-2410-66010</a>	IT REPLACEMENT	5,000.00	0.00	0.00	5,000.00	5,000.00	0.00	0.00%
<a href="#">240-2410-70040</a>	VEHICLES	0.00	10,590.65	0.00	1,500.00	1,500.00	0.00	0.00%
<a href="#">240-2410-70050</a>	OTHER EQUIPMENT	21,339.40	1,640.57	0.00	0.00	0.00	0.00	0.00%
<a href="#">240-2410-70055</a>	WATER METER REPLACEMENT	0.00	506,876.83	12,504.87	50,000.00	50,000.00	0.00	0.00%
Total Expense:		1,339,780.05	1,677,521.51	902,225.18	1,530,124.00	1,591,493.00	61,369.00	4.01%
Total Fund: 240 - WATER:		3,232,425.64	450,322.47	825,272.40	613,976.00	555,607.00	-58,369.00	-9.51%
Fund: 245 - WATER TCP123								
Revenue								
<a href="#">245-2420-46070</a>	TCP123 FMC SETTLEMENT FUND	2,810,492.15	999,900.00	1,000,000.00	1,000,000.00	1,000,000.00	0.00	0.00%
Total Revenue:		2,810,492.15	999,900.00	1,000,000.00	1,000,000.00	1,000,000.00	0.00	0.00%
Expense								
<a href="#">245-2420-61010</a>	PROFESSIONAL SERVICES	17,222.28	145,796.28	20,684.85	159,504.00	159,504.00	0.00	0.00%
Total Expense:		17,222.28	145,796.28	20,684.85	159,504.00	159,504.00	0.00	0.00%
Total Fund: 245 - WATER TCP123:		2,793,269.87	854,103.72	979,315.15	840,496.00	840,496.00	0.00	0.00%
Fund: 250 - WATER CAPACITY FEE								
Revenue								
<a href="#">250-7000-44910</a>	WATER CAPACITY FEES	212,958.25	190,663.00	161,627.50	410,724.00	410,724.00	0.00	0.00%
Total Revenue:		212,958.25	190,663.00	161,627.50	410,724.00	410,724.00	0.00	0.00%
Expense								
<a href="#">250-7000-61010</a>	PROFESSIONAL SERVICES	4,845.43	4,461.40	162.50	10,000.00	10,000.00	0.00	0.00%
Total Expense:		4,845.43	4,461.40	162.50	10,000.00	10,000.00	0.00	0.00%
Total Fund: 250 - WATER CAPACITY FEE:		208,112.82	186,201.60	161,465.00	400,724.00	400,724.00	0.00	0.00%



# Budget Comparison Report

					Comparison 1 Budget	Comparison 1 to Parent Budget	%
					Parent Budget		
Account Number		2020-2021 Total Activity	2021-2022 Total Activity	2022-2023 YTD Activity Through Apr	2022-2023 FINAL	2022-2023 MID YEAR	Increase / (Decrease)
<b>Fund: 255 - WATER FIXED ASSET REPLACEMENT</b>							
<b>Revenue</b>							
<a href="#">255-7000-46040</a>	INTEREST EARNED	1,760.91	-5,170.11	-459.07	0.00	0.00	0.00%
<a href="#">255-7000-47080</a>	STATE REVOLVING FUND	2,575,402.00	2,501,085.00	0.00	5,400,000.00	5,400,000.00	0.00%
<a href="#">255-7000-49010</a>	TRANSFER IN	185,484.00	185,482.00	92,741.00	185,482.00	185,482.00	0.00%
	<b>Total Revenue:</b>	<b>2,762,646.91</b>	<b>2,681,396.89</b>	<b>92,281.93</b>	<b>5,585,482.00</b>	<b>5,585,482.00</b>	<b>0.00%</b>
<b>Expense</b>							
<a href="#">255-7000-66030</a>	TRANSFER OUT-ASSET	2,391,032.31	0.00	0.00	0.00	0.00	0.00%
<a href="#">255-7000-71030</a>	WELL #9	0.00	3,841,841.79	1,878,895.17	5,400,000.00	5,400,000.00	0.00%
<a href="#">255-7000-71090</a>	Well #3	0.00	0.00	8,437.44	0.00	0.00	0.00%
<a href="#">255-7000-72000</a>	TULLY/2ND WATER/SEWER IMPI	0.00	0.00	128,549.21	360,535.00	360,535.00	0.00%
<a href="#">255-7000-73000</a>	Vac-Con Truck Purchase	0.00	0.00	0.00	112,779.00	112,779.00	0.00%
	<b>Total Expense:</b>	<b>2,391,032.31</b>	<b>3,841,841.79</b>	<b>2,015,881.82</b>	<b>5,873,314.00</b>	<b>5,873,314.00</b>	<b>0.00%</b>
	<b>Total Fund: 255 - WATER FIXED ASSET REPLACEMENT:</b>	<b>371,614.60</b>	<b>-1,160,444.90</b>	<b>-1,923,599.89</b>	<b>-287,832.00</b>	<b>-287,832.00</b>	<b>0.00%</b>
<b>Fund: 270 - COMMUNITY/SENIOR CENTER</b>							
<b>Revenue</b>							
<a href="#">270-2710-46020</a>	RENTAL REVENUE	1,710.00	19,208.96	5,394.34	18,000.00	18,000.00	0.00%
<a href="#">270-2710-46030</a>	MOPPING SERVICES	0.00	0.00	0.00	0.00	0.00	0.00%
<a href="#">270-2710-46120</a>	MISCELLANEOUS REVENUE	0.00	0.00	0.00	0.00	131,329.00	0.00%
<a href="#">270-2710-46130</a>	DONATION	2,500.00	0.00	0.00	0.00	0.00	0.00%
<a href="#">270-2710-49010</a>	TRANSFER IN	7,500.00	7,500.00	3,750.00	7,500.00	7,500.00	0.00%
	<b>Total Revenue:</b>	<b>11,710.00</b>	<b>26,708.96</b>	<b>9,144.34</b>	<b>25,500.00</b>	<b>156,829.00</b>	<b>515.02%</b>
<b>Expense</b>							
<a href="#">270-2710-60020</a>	DEPARTMENT SUPPLIES	86.29	1,100.00	700.00	1,300.00	1,300.00	0.00%
<a href="#">270-2710-60080</a>	UTILITIES	2,573.11	3,701.80	5,119.50	5,500.00	5,500.00	0.00%
<a href="#">270-2710-61010</a>	PROFESSIONAL SERVICES	420.00	0.00	499.68	500.00	131,829.00	26,265.80%
<a href="#">270-2710-61080</a>	PEST CONTROL	1,447.00	1,432.50	1,174.50	1,450.00	1,450.00	0.00%
<a href="#">270-2710-61090</a>	JANITORIAL SERVICES	4,072.00	10,675.00	5,186.13	10,000.00	10,000.00	0.00%
<a href="#">270-2710-62010</a>	MAINTENANCE BUILDINGS AND	278.00	1,442.69	1,506.92	1,500.00	1,500.00	0.00%
<a href="#">270-2710-62030</a>	MAINTENANCE OF EQUIPMENT	324.74	179.61	0.00	1,000.00	1,000.00	0.00%
<a href="#">270-2710-64080</a>	DEPRECIATION	24,176.00	0.00	0.00	0.00	0.00	0.00%
	<b>Total Expense:</b>	<b>33,377.14</b>	<b>18,531.60</b>	<b>14,186.73</b>	<b>21,250.00</b>	<b>152,579.00</b>	<b>618.02%</b>
	<b>Total Fund: 270 - COMMUNITY/SENIOR CENTER:</b>	<b>-21,667.14</b>	<b>8,177.36</b>	<b>-5,042.39</b>	<b>4,250.00</b>	<b>4,250.00</b>	<b>0.00%</b>
<b>Fund: 280 - USF COMMUNITY CENTER</b>							
<b>Revenue</b>							
<a href="#">280-2810-46020</a>	RENTAL REVENUE	14,467.00	6,634.00	1,435.00	1,000.00	1,000.00	0.00%
	<b>Total Revenue:</b>	<b>14,467.00</b>	<b>6,634.00</b>	<b>1,435.00</b>	<b>1,000.00</b>	<b>1,000.00</b>	<b>0.00%</b>

## Budget Comparison Report

					Comparison 1	Comparison 1		
					Parent Budget	Budget	to Parent Budget	
					2022-2023	2022-2023	Increase /	%
					FINAL	MID YEAR	(Decrease)	
Account Number		2020-2021	2021-2022	2022-2023				
Expense		Total Activity	Total Activity	YTD Activity				
				Through Apr				
<a href="#">280-2810-60010</a>	OFFICE SUPPLIES	400.79	336.68	431.84	400.00	400.00	0.00	0.00%
<a href="#">280-2810-60020</a>	DEPARTMENT SUPPLIES	500.00	0.00	252.36	300.00	300.00	0.00	0.00%
<a href="#">280-2810-60080</a>	UTILITIES	3,421.04	2,850.48	2,652.18	3,200.00	3,200.00	0.00	0.00%
<a href="#">280-2810-62010</a>	MAINTENANCE BUILDINGS AND	0.00	288.35	500.00	500.00	500.00	0.00	0.00%
<a href="#">280-2810-62030</a>	MAINTENANCE OF EQUIPMENT	300.00	0.00	696.88	700.00	700.00	0.00	0.00%
<a href="#">280-2810-64040</a>	MISCELLANEOUS	259.83	0.00	0.00	300.00	300.00	0.00	0.00%
<a href="#">280-2810-66000</a>	TRANSFER OUT	7,620.00	5,715.00	0.00	7,620.00	7,620.00	0.00	0.00%
Total Expense:		12,501.66	9,190.51	4,533.26	13,020.00	13,020.00	0.00	0.00%
Total Fund: 280 - USF COMMUNITY CENTER:		1,965.34	-2,556.51	-3,098.26	-12,020.00	-12,020.00	0.00	0.00%
Fund: 310 - GARBAGE								
Revenue								
<a href="#">310-3110-45010</a>	GARBAGE SERVICE REVENUE	566,431.64	742,866.63	757,974.49	935,000.00	935,000.00	0.00	0.00%
<a href="#">310-3110-46040</a>	INTEREST EARNED	148.26	-370.12	-65.80	0.00	0.00	0.00	0.00%
Total Revenue:		566,579.90	742,496.51	757,908.69	935,000.00	935,000.00	0.00	0.00%
Expense								
<a href="#">310-3110-60020</a>	DEPARTMENT SUPPLIES	0.00	115.56	0.00	0.00	0.00	0.00	0.00%
<a href="#">310-3110-61010</a>	PROFESSIONAL SERVICES	516,031.10	687,344.01	566,529.33	864,000.00	864,000.00	0.00	0.00%
<a href="#">310-3110-61030</a>	FRANCHISE FEE	44,872.82	46,675.59	30,435.74	71,000.00	71,000.00	0.00	0.00%
Total Expense:		560,903.92	734,135.16	596,965.07	935,000.00	935,000.00	0.00	0.00%
Total Fund: 310 - GARBAGE:		5,675.98	8,361.35	160,943.62	0.00	0.00	0.00	0.00%
Fund: 320 - GAS TAX 2103								
Revenue								
<a href="#">320-8000-46040</a>	INTEREST EARNED	202.85	-451.89	4.82	0.00	0.00	0.00	0.00%
<a href="#">320-8000-47410</a>	HIGHWAY USER TAX	48,690.29	57,821.14	44,282.26	65,643.00	65,643.00	0.00	0.00%
Total Revenue:		48,893.14	57,369.25	44,287.08	65,643.00	65,643.00	0.00	0.00%
Expense								
<a href="#">320-8000-60020</a>	DEPARTMENT SUPPLIES	2,000.00	0.00	0.00	0.00	0.00	0.00	0.00%
<a href="#">320-8000-61140</a>	STREET STRIPING	9,227.22	35,000.00	0.00	35,000.00	35,000.00	0.00	0.00%
<a href="#">320-8000-66000</a>	TRANSFER OUT	3,600.00	3,600.00	1,800.00	3,600.00	3,600.00	0.00	0.00%
Total Expense:		14,827.22	38,600.00	1,800.00	38,600.00	38,600.00	0.00	0.00%
Total Fund: 320 - GAS TAX 2103:		34,065.92	18,769.25	42,487.08	27,043.00	27,043.00	0.00	0.00%
Fund: 321 - GAS TAX 2105								
Revenue								
<a href="#">321-8000-46040</a>	INTEREST EARNED	0.00	0.00	-0.46	0.00	0.00	0.00	0.00%

Budget Comparison Report

					Comparison 1	Comparison 1		
					Parent Budget	Budget	to Parent Budget	%
Account Number		2020-2021 Total Activity	2021-2022 Total Activity	2022-2023 YTD Activity Through Apr	2022-2023 FINAL	2022-2023 MID YEAR	Increase / (Decrease)	
<a href="#">321-8000-47410</a>	HIGHWAY USER TAX	37,180.82	40,604.55	29,065.64	45,478.00	45,478.00	0.00	0.00%
	Total Revenue:	37,180.82	40,604.55	29,065.18	45,478.00	45,478.00	0.00	0.00%
Expense								
<a href="#">321-8000-60020</a>	DEPARTMENT SUPPLIES	6,291.16	3,084.63	4,819.92	7,500.00	7,500.00	0.00	0.00%
<a href="#">321-8000-61010</a>	PROFESSIONAL SERVICES	1,000.00	1,000.00	0.00	1,000.00	1,000.00	0.00	0.00%
<a href="#">321-8000-66000</a>	TRANSFER OUT	17,000.00	17,000.00	8,500.00	17,000.00	17,000.00	0.00	0.00%
	Total Expense:	24,291.16	21,084.63	13,319.92	25,500.00	25,500.00	0.00	0.00%
Total Fund: 321 - GAS TAX 2105:		12,889.66	19,519.92	15,745.26	19,978.00	19,978.00	0.00	0.00%
Fund: 322 - GAS TAX 2106								
Revenue								
<a href="#">322-8000-47410</a>	HIGHWAY USER TAX	26,005.87	28,418.10	20,235.35	30,642.00	30,642.00	0.00	0.00%
	Total Revenue:	26,005.87	28,418.10	20,235.35	30,642.00	30,642.00	0.00	0.00%
Expense								
<a href="#">322-8000-60080</a>	UTILITIES	45,157.99	43,767.48	36,221.26	30,000.00	30,000.00	0.00	0.00%
	Total Expense:	45,157.99	43,767.48	36,221.26	30,000.00	30,000.00	0.00	0.00%
Total Fund: 322 - GAS TAX 2106:		-19,152.12	-15,349.38	-15,985.91	642.00	642.00	0.00	0.00%
Fund: 323 - GAS TAX 2107								
Revenue								
<a href="#">323-8000-47410</a>	HIGHWAY USER TAX	50,311.92	48,563.10	39,280.55	62,070.00	62,070.00	0.00	0.00%
<a href="#">323-9999-49010</a>	TRANSFER IN	0.00	0.00	0.00	9,221.00	9,221.00	0.00	0.00%
	Total Revenue:	50,311.92	48,563.10	39,280.55	71,291.00	71,291.00	0.00	0.00%
Expense								
<a href="#">323-8000-61010</a>	PROFESSIONAL SERVICES	21,645.49	22,694.61	17,055.63	23,000.00	23,000.00	0.00	0.00%
<a href="#">323-8000-66000</a>	TRANSFER OUT	25,000.00	25,000.00	12,500.00	25,000.00	25,000.00	0.00	0.00%
	Total Expense:	46,645.49	47,694.61	29,555.63	48,000.00	48,000.00	0.00	0.00%
Total Fund: 323 - GAS TAX 2107:		3,666.43	868.49	9,724.92	23,291.00	23,291.00	0.00	0.00%
Fund: 324 - GAS TAX 2107.5								
Revenue								
<a href="#">324-8000-47410</a>	HIGHWAY USER TAX	2,000.00	2,000.00	2,000.00	2,000.00	2,000.00	0.00	0.00%
	Total Revenue:	2,000.00	2,000.00	2,000.00	2,000.00	2,000.00	0.00	0.00%
Expense								
<a href="#">324-8000-66000</a>	TRANSFER OUT	1,000.00	1,000.00	500.00	1,000.00	1,000.00	0.00	0.00%
	Total Expense:	1,000.00	1,000.00	500.00	1,000.00	1,000.00	0.00	0.00%
Total Fund: 324 - GAS TAX 2107.5:		1,000.00	1,000.00	1,500.00	1,000.00	1,000.00	0.00	0.00%

Budget Comparison Report

					Comparison 1	Comparison 1		
					Parent Budget	Budget	to Parent Budget	%
Account Number		2020-2021	2021-2022	2022-2023	2022-2023	2022-2023	Increase /	
Fund: 325 - MEASURE L SALES TAX - ROADS		Total Activity	Total Activity	YTD Activity Through Apr	FINAL	MID YEAR	(Decrease)	
Revenue								
<a href="#">325-8000-41020</a>	TAX-LOCAL STREETS AND ROADS	342,954.55	387,848.11	227,766.50	300,000.00	300,000.00	0.00	0.00%
<a href="#">325-8000-41025</a>	INTEREST-STREETS & ROADS	0.00	290.00	346.49	0.00	0.00	0.00	0.00%
<a href="#">325-8000-41040</a>	TAX-TRAFFIC MANAGEMENT	68,590.92	77,569.62	45,553.30	60,000.00	60,000.00	0.00	0.00%
<a href="#">325-8000-41045</a>	INTEREST-TRAFFIC MANAGEMENT	0.00	57.96	69.30	0.00	0.00	0.00	0.00%
<a href="#">325-8000-41050</a>	TAX-BIKE AND PEDESTRIAN	34,295.47	38,785.52	22,811.30	30,000.00	30,000.00	0.00	0.00%
<a href="#">325-8000-41055</a>	INTEREST-BIKE & PEDESTRIAN	0.00	28.26	0.00	0.00	0.00	0.00	0.00%
<a href="#">325-8000-46040</a>	INTEREST EARNED	725.84	-2,621.23	13.74	0.00	0.00	0.00	0.00%
Total Revenue:		446,566.78	501,958.24	296,560.63	390,000.00	390,000.00	0.00	0.00%
Expense								
<a href="#">325-8000-80015</a>	STREET OVERLAY-MISC	0.00	0.00	4,012.50	0.00	0.00	0.00	0.00%
<a href="#">325-8000-80025</a>	StanCOG-PMP	0.00	14,396.80	0.00	0.00	0.00	0.00	0.00%
<a href="#">325-8000-80060</a>	SANTA FE OVERLAY	6,765.50	0.00	0.00	0.00	0.00	0.00	0.00%
Total Expense:		6,765.50	14,396.80	4,012.50	0.00	0.00	0.00	0.00%
Total Fund: 325 - MEASURE L SALES TAX - ROADS:		439,801.28	487,561.44	292,548.13	390,000.00	390,000.00	0.00	0.00%
Fund: 326 - SB 1-ROADS MAINTENANCE REHABILITATION								
Revenue								
<a href="#">326-8000-47420</a>	SB 1-ROADS MAINTENANCE REH	145,031.93	148,104.41	130,104.96	161,719.00	161,719.00	0.00	0.00%
Total Revenue:		145,031.93	148,104.41	130,104.96	161,719.00	161,719.00	0.00	0.00%
Expense								
<a href="#">326-8000-80020</a>	WHITMORE SIDEWALK IMPROVE	0.00	8,741.50	27,281.34	270,548.00	270,548.00	0.00	0.00%
<a href="#">326-8000-80060</a>	SANTA FE OVERLAY PHASE II	16,341.84	0.00	0.00	0.00	0.00	0.00	0.00%
Total Expense:		16,341.84	8,741.50	27,281.34	270,548.00	270,548.00	0.00	0.00%
Total Fund: 326 - SB 1-ROADS MAINTENANCE REHABILITATION:		128,690.09	139,362.91	102,823.62	-108,829.00	-108,829.00	0.00	0.00%
Fund: 370 - COMMUNITY ENHANCEMENT DEV IMPACT FEE								
Revenue								
<a href="#">370-7000-44910</a>	DEVELOPMENT IMPACT FEES	54,386.25	47,112.00	29,232.00	108,864.00	108,864.00	0.00	0.00%
<a href="#">370-7000-46040</a>	INTEREST EARNED	264.11	-550.47	-2.42	0.00	0.00	0.00	0.00%
Total Revenue:		54,650.36	46,561.53	29,229.58	108,864.00	108,864.00	0.00	0.00%
Expense								
<a href="#">370-7000-61010</a>	PROFESSIONAL SERVICES	2,138.50	4,461.40	0.00	10,000.00	10,000.00	0.00	0.00%
Total Expense:		2,138.50	4,461.40	0.00	10,000.00	10,000.00	0.00	0.00%
Total Fund: 370 - COMMUNITY ENHANCEMENT DEV IMPACT FEE:		52,511.86	42,100.13	29,229.58	98,864.00	98,864.00	0.00	0.00%

## Budget Comparison Report

Account Number		2020-2021 Total Activity	2021-2022 Total Activity	2022-2023 YTD Activity Through Apr	Parent Budget	Comparison 1 Budget	Comparison 1 to Parent Budget	%
					2022-2023 FINAL	2022-2023 MID YEAR	Increase / (Decrease)	
Fund: 371 - TRENCH CUT FUND								
Revenue								
<a href="#">371-8000-44050</a>	FEE - TRENCH CUT	116.80	219,000.00	0.00	0.00	0.00	0.00	0.00%
	Total Revenue:	116.80	219,000.00	0.00	0.00	0.00	0.00	0.00%
	Total Fund: 371 - TRENCH CUT FUND:	116.80	219,000.00	0.00	0.00	0.00	0.00	0.00%
Fund: 372 - IT RESERVE								
Revenue								
<a href="#">372-3720-46040</a>	INTEREST EARNED	47.96	-275.15	-3.18	0.00	0.00	0.00	0.00%
<a href="#">372-3720-49010</a>	TRANSFER IN	10,000.00	15,000.00	7,500.00	15,000.00	15,000.00	0.00	0.00%
	Total Revenue:	10,047.96	14,724.85	7,496.82	15,000.00	15,000.00	0.00	0.00%
Expense								
<a href="#">372-3720-70060</a>	SOFTWARE	1,919.41	0.00	0.00	5,000.00	5,000.00	0.00	0.00%
<a href="#">372-3720-70070</a>	COMPUTER HARDWARE	0.00	3,157.90	10,843.52	16,200.00	16,200.00	0.00	0.00%
	Total Expense:	1,919.41	3,157.90	10,843.52	21,200.00	21,200.00	0.00	0.00%
	Total Fund: 372 - IT RESERVE:	8,128.55	11,566.95	-3,346.70	-6,200.00	-6,200.00	0.00	0.00%
Fund: 374 - DIABILITY ACCESS AND EDUCATION								
Revenue								
<a href="#">374-3740-46055</a>	CASP REVENUE	1,439.82	1,234.62	950.76	1,200.00	1,200.00	0.00	0.00%
	Total Revenue:	1,439.82	1,234.62	950.76	1,200.00	1,200.00	0.00	0.00%
	Total Fund: 374 - DIABILITY ACCESS AND EDUCATION:	1,439.82	1,234.62	950.76	1,200.00	1,200.00	0.00	0.00%
Fund: 380 - CORONAVIRUS LOCAL FISCAL RECOVERY FUND								
Expense								
<a href="#">380-1055-50020</a>	SALARIES-EXTRA HELP	0.00	0.00	25,605.00	0.00	32,085.00	32,085.00	0.00%
<a href="#">380-1055-51030</a>	UNEMPLOYMENT INSURANCE	0.00	0.00	312.80	0.00	0.00	0.00	0.00%
<a href="#">380-1055-51070</a>	MEDICARE TAX	0.00	0.00	1,958.79	0.00	2,480.00	2,480.00	0.00%
<a href="#">380-1055-51075</a>	EMPLOYMENT TRAINING TAX	0.00	0.00	14.01	0.00	0.00	0.00	0.00%
<a href="#">380-2000-61010</a>	EC-2 PROFESSIONAL SERVICES	0.00	10,300.00	5,891.80	2,000.00	6,000.00	4,000.00	200.00%
<a href="#">380-4000-51000</a>	EC 4-CLFRF/ARPA-PREMIUM PAY	0.00	51,403.86	70,759.53	0.00	70,760.00	70,760.00	0.00%
<a href="#">380-6000-61000</a>	SCANNERS	0.00	0.00	5,328.47	10,000.00	10,000.00	0.00	0.00%
<a href="#">380-6000-61001</a>	CARPORTS	0.00	0.00	40,151.30	31,883.00	40,883.00	9,000.00	28.23%
<a href="#">380-6000-61002</a>	ARPA-CHRISTMAS TREE	0.00	0.00	15,211.50	15,195.00	15,195.00	0.00	0.00%
<a href="#">380-6000-61003</a>	ARPA-A/C UNITS	0.00	0.00	67,056.10	69,045.10	69,045.10	0.00	0.00%
<a href="#">380-6000-61004</a>	ARPA-4TH ST CONCRETE-COMM	0.00	0.00	110,013.58	0.00	110,015.00	110,015.00	0.00%
<a href="#">380-6000-61006</a>	STORMWATER PUMPS TULLY/H/	0.00	0.00	540.00	20,250.00	20,250.00	0.00	0.00%
<a href="#">380-6000-61007</a>	COMMUNITY SENIOR CENTER IN	0.00	0.00	178,207.48	255,493.18	255,493.18	0.00	0.00%
<a href="#">380-6000-61008</a>	3RD STREET ADA	0.00	0.00	3,490.00	32,795.00	32,795.00	0.00	0.00%
<a href="#">380-6000-61009</a>	NEW OFFICES- PLANNING/BUILD	0.00	0.00	875.00	38,611.46	38,611.46	0.00	0.00%

## Budget Comparison Report

					Comparison 1	Comparison 1		
					Parent Budget	Budget	to Parent Budget	
					2022-2023	2022-2023	Increase /	%
					FINAL	MID YEAR	(Decrease)	
Account Number		2020-2021	2021-2022	2022-2023				
		Total Activity	Total Activity	YTD Activity				
				Through Apr				
<a href="#">380-6000-64040</a>	ARPA-MISCELLANEOUS	0.00	0.00	12,076.77	13,283.00	13,283.00	0.00	0.00%
	Total Expense:	0.00	61,703.86	537,492.13	488,555.74	716,895.74	228,340.00	46.74%
Total Fund: 380 - CORONAVIRUS LOCAL FISCAL RECOVERY FUND:		0.00	61,703.86	537,492.13	488,555.74	716,895.74	228,340.00	46.74%
Fund: 383 - VEHICLE ABATEMENT								
Revenue								
<a href="#">383-3830-47040</a>	ABANDONED VEHICLE ABATEME	21,740.18	19,183.24	20,651.25	20,000.00	20,000.00	0.00	0.00%
	Total Revenue:	21,740.18	19,183.24	20,651.25	20,000.00	20,000.00	0.00	0.00%
Expense								
<a href="#">383-3830-66000</a>	TRANSFER OUT	10,000.00	20,000.00	10,000.00	20,000.00	20,000.00	0.00	0.00%
	Total Expense:	10,000.00	20,000.00	10,000.00	20,000.00	20,000.00	0.00	0.00%
Total Fund: 383 - VEHICLE ABATEMENT:		11,740.18	-816.76	10,651.25	0.00	0.00	0.00	0.00%
Fund: 384 - SUPPLEMENTAL LAW ENFORCEMENT SERVICE FUND								
Revenue								
<a href="#">384-3840-46040</a>	INTEREST EARNED	453.05	-1,325.64	-6.86	0.00	0.00	0.00	0.00%
<a href="#">384-3840-46120</a>	MISCELLANEOUS REVENUE	0.00	21,094.20	0.00	0.00	0.00	0.00	0.00%
<a href="#">384-3840-47060</a>	SUPPLEMENTAL LAW ENFORCEN	170,922.67	115,297.73	87,714.43	150,000.00	150,000.00	0.00	0.00%
	Total Revenue:	171,375.72	135,066.29	87,707.57	150,000.00	150,000.00	0.00	0.00%
Expense								
<a href="#">384-3840-60070</a>	PHONE AND INTERNET	3,088.90	0.00	12,670.42	7,900.00	14,000.00	6,100.00	77.22%
<a href="#">384-3840-60080</a>	UTILITIES	1,740.10	1,740.18	1,343.62	1,800.00	1,800.00	0.00	0.00%
<a href="#">384-3840-61010</a>	PROFESSIONAL SERVICES	5,080.91	120,000.00	5,000.00	5,000.00	5,000.00	0.00	0.00%
<a href="#">384-3840-66000</a>	TRANSFER OUT	0.00	0.00	0.00	120,000.00	192,000.00	72,000.00	60.00%
<a href="#">384-3840-70080</a>	POLICE EQUIPMENT	0.00	0.00	0.00	0.00	0.00	0.00	0.00%
	Total Expense:	9,909.91	121,740.18	19,014.04	134,700.00	212,800.00	78,100.00	57.98%
Total Fund: 384 - SUPPLEMENTAL LAW ENFORCEMENT SERVICE F...		161,465.81	13,326.11	68,693.53	15,300.00	-62,800.00	-78,100.00	-510.46%
Fund: 392 - 94-STBG-799 HOUSING REHAB								
Revenue								
<a href="#">392-3900-46040</a>	INTEREST EARNED	299.07	-562.05	-1.49	0.00	0.00	0.00	0.00%
<a href="#">392-3900-46060</a>	PROGRAM INCOME-CDBG LOAN	980.20	2,127.38	416.04	1,000.00	1,000.00	0.00	0.00%
	Total Revenue:	1,279.27	1,565.33	414.55	1,000.00	1,000.00	0.00	0.00%
Total Fund: 392 - 94-STBG-799 HOUSING REHAB:		1,279.27	1,565.33	414.55	1,000.00	1,000.00	0.00	0.00%

## Budget Comparison Report

					Comparison 1		Comparison 1	
					Parent Budget	Budget	to Parent Budget	
					2022-2023	2022-2023	Increase /	%
					FINAL	MID YEAR	(Decrease)	
Account Number								
Fund: 394 - 96-STBG-1013 REHAB								
Revenue								
<a href="#">394-3900-46040</a>	INTEREST EARNED	277.40	-517.33	-1.28	0.00	0.00	0.00	0.00%
Total Revenue:		277.40	-517.33	-1.28	0.00	0.00	0.00	0.00%
Total Fund: 394 - 96-STBG-1013 REHAB:		277.40	-517.33	-1.28	0.00	0.00	0.00	0.00%
Fund: 410 - LOCAL TRANSPORATION								
Expense								
<a href="#">410-8000-60080</a>	UTILITIES	0.00	0.00	0.00	0.00	0.00	0.00	0.00%
Total Expense:		0.00	0.00	0.00	0.00	0.00	0.00	0.00%
Total Fund: 410 - LOCAL TRANSPORATION:		0.00	0.00	0.00	0.00	0.00	0.00	0.00%
Fund: 420 - TRANPORTATION STREET PROJECTS								
Revenue								
<a href="#">420-8000-47550</a>	GRANT-RSTP-WHITMORE CROSS	0.00	487.00	892.10	0.00	0.00	0.00	0.00%
Total Revenue:		0.00	487.00	892.10	0.00	0.00	0.00	0.00%
Expense								
<a href="#">420-8000-80020</a>	WHITMORE CROSSWALK	5,820.01	0.00	450.00	0.00	0.00	0.00	0.00%
Total Expense:		5,820.01	0.00	450.00	0.00	0.00	0.00	0.00%
Total Fund: 420 - TRANPORTATION STREET PROJECTS:		-5,820.01	487.00	442.10	0.00	0.00	0.00	0.00%
Fund: 425 - PUBLIC WORKS STREET PROJECTS - CDBG								
Revenue								
<a href="#">425-8000-47580</a>	GRANT-CDBG-WALKER LANE	-161.32	37,151.32	0.00	0.00	0.00	0.00	0.00%
Total Revenue:		-161.32	37,151.32	0.00	0.00	0.00	0.00	0.00%
Expense								
<a href="#">425-8000-80580</a>	WALKER LANE	28,362.41	868.71	13,462.50	0.00	0.00	0.00	0.00%
Total Expense:		28,362.41	868.71	13,462.50	0.00	0.00	0.00	0.00%
Total Fund: 425 - PUBLIC WORKS STREET PROJECTS - CDBG:		-28,523.73	36,282.61	-13,462.50	0.00	0.00	0.00	0.00%
Fund: 450 - STORM DRAIN DEV IMPACT FEE								
Revenue								
<a href="#">450-7000-44910</a>	DEVELOPMENT IMPACT FEES	161,954.59	135,072.00	92,311.98	303,912.00	303,912.00	0.00	0.00%
<a href="#">450-7000-46040</a>	INTEREST EARNED	750.38	-1,875.82	-0.60	0.00	0.00	0.00	0.00%
Total Revenue:		162,704.97	133,196.18	92,311.38	303,912.00	303,912.00	0.00	0.00%
Expense								
<a href="#">450-7000-61010</a>	PROFESSIONAL SERVICES	2,138.50	4,461.40	19,436.85	240,129.00	240,129.00	0.00	0.00%
Total Expense:		2,138.50	4,461.40	19,436.85	240,129.00	240,129.00	0.00	0.00%
Total Fund: 450 - STORM DRAIN DEV IMPACT FEE:		160,566.47	128,734.78	72,874.53	63,783.00	63,783.00	0.00	0.00%

Budget Comparison Report

					Comparison 1	Comparison 1		
					Parent Budget	Budget	to Parent Budget	%
Account Number		2020-2021	2021-2022	2022-2023	2022-2023	2022-2023	Increase /	
Fund: 451 - PUBLIC FACILITY DEV IMPACT FEE		Total Activity	Total Activity	YTD Activity Through Apr	FINAL	MID YEAR	(Decrease)	
Revenue								
<a href="#">451-7000-44910</a>	DEVELOPMENT IMPACT FEES	189,081.25	146,400.00	92,168.44	50,000.00	50,000.00	0.00	0.00%
<a href="#">451-7000-46040</a>	INTEREST EARNED	1,923.58	-4,096.89	-13.43	0.00	0.00	0.00	0.00%
	Total Revenue:	191,004.83	142,303.11	92,155.01	50,000.00	50,000.00	0.00	0.00%
Expense								
<a href="#">451-7000-61010</a>	PROFESSIONAL SERVICES	21,342.86	20,986.40	4,150.00	0.00	4,200.00	4,200.00	0.00%
<a href="#">451-7000-71010</a>	ENTERPRISE RESOURCE MANAGI	0.00	2,778.16	0.00	0.00	0.00	0.00	0.00%
	Total Expense:	21,342.86	23,764.56	4,150.00	0.00	4,200.00	4,200.00	0.00%
Total Fund: 451 - PUBLIC FACILITY DEV IMPACT FEE:		169,661.97	118,538.55	88,005.01	50,000.00	45,800.00	-4,200.00	-8.40%
Fund: 452 - PUBLIC FACILITY STREETS DEV IMPACT FEE								
Revenue								
<a href="#">452-8000-44910</a>	DEVELOPMENT IMPACT FEES	232,520.25	196,848.00	118,929.00	240,000.00	240,000.00	0.00	0.00%
	Total Revenue:	232,520.25	196,848.00	118,929.00	240,000.00	240,000.00	0.00	0.00%
Expense								
<a href="#">452-8000-61010</a>	PROFESSIONAL SERVICES	2,138.50	4,461.46	0.00	10,000.00	10,000.00	0.00	0.00%
	Total Expense:	2,138.50	4,461.46	0.00	10,000.00	10,000.00	0.00	0.00%
Total Fund: 452 - PUBLIC FACILITY STREETS DEV IMPACT FEE:		230,381.75	192,386.54	118,929.00	230,000.00	230,000.00	0.00	0.00%
Fund: 453 - PARK DEV IMPACT FEE								
Revenue								
<a href="#">453-7000-44910</a>	DEVELOPMENT IMPACT FEES	149,975.25	121,614.00	77,343.00	75,000.00	75,000.00	0.00	0.00%
<a href="#">453-7000-46040</a>	INTEREST EARNED	785.73	-1,889.07	-6.12	0.00	0.00	0.00	0.00%
	Total Revenue:	150,760.98	119,724.93	77,336.88	75,000.00	75,000.00	0.00	0.00%
Expense								
<a href="#">453-7000-61010</a>	PROFESSIONAL SERVICES	2,138.50	8,661.40	0.00	10,000.00	10,000.00	0.00	0.00%
<a href="#">453-7000-71055</a>	LEBRIGHT PARK	0.00	0.00	290,382.17	300,965.00	300,965.00	0.00	0.00%
	Total Expense:	2,138.50	8,661.40	290,382.17	310,965.00	310,965.00	0.00	0.00%
Total Fund: 453 - PARK DEV IMPACT FEE:		148,622.48	111,063.53	-213,045.29	-235,965.00	-235,965.00	0.00	0.00%
Fund: 454 - PARKLAND IN LIEU								
Revenue								
<a href="#">454-7000-44910</a>	DEVELOPMENT IMPACT FEES	114,119.25	96,525.00	57,739.00	100,000.00	100,000.00	0.00	0.00%
<a href="#">454-7000-46040</a>	INTEREST EARNED	611.95	-1,480.51	-5.55	0.00	0.00	0.00	0.00%
	Total Revenue:	114,731.20	95,044.49	57,733.45	100,000.00	100,000.00	0.00	0.00%



## Budget Comparison Report

Account Number		2020-2021 Total Activity	2021-2022 Total Activity	2022-2023 YTD Activity Through Apr	Comparison 1	Comparison 1		%
					Budget	to Parent Budget		
					Parent Budget			
					2022-2023 FINAL	2022-2023 MID YEAR	Increase / (Decrease)	
<b>Expense</b>								
<a href="#">454-7000-61010</a>	PROFESSIONAL SERVICES	2,138.50	4,461.39	0.00	10,000.00	10,000.00	0.00	0.00%
	<b>Total Expense:</b>	<b>2,138.50</b>	<b>4,461.39</b>	<b>0.00</b>	<b>10,000.00</b>	<b>10,000.00</b>	<b>0.00</b>	<b>0.00%</b>
	<b>Total Fund: 454 - PARKLAND IN LIEU:</b>	<b>112,592.70</b>	<b>90,583.10</b>	<b>57,733.45</b>	<b>90,000.00</b>	<b>90,000.00</b>	<b>0.00</b>	<b>0.00%</b>
<b>Fund: 520 - RDA SUCCESSOR AGENCY</b>								
<b>Revenue</b>								
<a href="#">520-5210-40020</a>	TAX INCREMENT	319,666.20	365,096.40	291,199.85	291,600.00	291,600.00	0.00	0.00%
<a href="#">520-5210-46040</a>	INTEREST EARNED	819.85	-1,007.34	102.82	0.00	0.00	0.00	0.00%
	<b>Total Revenue:</b>	<b>320,486.05</b>	<b>364,089.06</b>	<b>291,302.67</b>	<b>291,600.00</b>	<b>291,600.00</b>	<b>0.00</b>	<b>0.00%</b>
<b>Expense</b>								
<a href="#">520-5210-61010</a>	PROFESSIONAL SERVICES	10,250.28	8,559.80	7,857.50	10,000.00	10,000.00	0.00	0.00%
<a href="#">520-5210-64010</a>	INTEREST EXPENSE	83,770.99	81,196.57	75,423.64	75,600.00	75,600.00	0.00	0.00%
<a href="#">520-5210-64080</a>	DEPRECIATION	27,490.00	0.00	0.00	0.00	0.00	0.00	0.00%
<a href="#">520-5210-65010</a>	RETIRE PRINCIPAL	0.00	0.00	110,000.00	110,000.00	110,000.00	0.00	0.00%
<a href="#">520-5210-66000</a>	TRANSFER OUT	96,000.00	96,000.00	48,000.00	96,000.00	96,000.00	0.00	0.00%
	<b>Total Expense:</b>	<b>217,511.27</b>	<b>185,756.37</b>	<b>241,281.14</b>	<b>291,600.00</b>	<b>291,600.00</b>	<b>0.00</b>	<b>0.00%</b>
	<b>Total Fund: 520 - RDA SUCCESSOR AGENCY:</b>	<b>102,974.78</b>	<b>178,332.69</b>	<b>50,021.53</b>	<b>0.00</b>	<b>0.00</b>	<b>0.00</b>	<b>0.00%</b>
<b>Fund: 530 - BRITTANY WOODS- LLD</b>								
<b>Revenue</b>								
<a href="#">530-3405-41030</a>	DIRECT ASSESSMENTS	8,022.00	8,022.00	4,340.00	8,018.00	8,018.00	0.00	0.00%
	<b>Total Revenue:</b>	<b>8,022.00</b>	<b>8,022.00</b>	<b>4,340.00</b>	<b>8,018.00</b>	<b>8,018.00</b>	<b>0.00</b>	<b>0.00%</b>
<b>Expense</b>								
<a href="#">530-3405-50010</a>	SALARIES-REGULAR	1,798.94	2,289.91	1,999.05	3,863.00	3,863.00	0.00	0.00%
<a href="#">530-3405-50030</a>	OVERTIME	122.39	149.87	149.33	200.00	200.00	0.00	0.00%
<a href="#">530-3405-51010</a>	PUBLIC EMPLOYEES RETIREMEN'	172.54	254.59	213.78	300.00	300.00	0.00	0.00%
<a href="#">530-3405-51020</a>	MEDICAL INSURANCE	281.67	612.79	553.62	650.00	650.00	0.00	0.00%
<a href="#">530-3405-51030</a>	UNEMPLOYMENT INSURANCE	11.44	15.90	7.41	24.00	24.00	0.00	0.00%
<a href="#">530-3405-51040</a>	WORKERS' COMPENSATION	289.15	357.36	422.56	410.00	410.00	0.00	0.00%
<a href="#">530-3405-51050</a>	LIFE INSURANCE	14.95	13.37	8.50	30.00	30.00	0.00	0.00%
<a href="#">530-3405-51060</a>	DENTAL INSURANCE	20.30	62.28	50.26	70.00	70.00	0.00	0.00%
<a href="#">530-3405-51070</a>	MEDICARE TAX	21.88	35.57	31.17	50.00	50.00	0.00	0.00%
<a href="#">530-3405-51075</a>	EMPLOYMENT TRAINING TAX (E'	0.00	0.02	0.32	1.00	1.00	0.00	0.00%
<a href="#">530-3405-51080</a>	DEFERRED COMPENSATION	8.92	15.81	11.90	20.00	20.00	0.00	0.00%
<a href="#">530-3405-60080</a>	UTILITIES	3,651.78	3,668.70	2,739.37	3,893.00	3,893.00	0.00	0.00%
<a href="#">530-3405-61010</a>	PROFESSIONAL SERVICES	0.00	628.39	429.33	565.00	565.00	0.00	0.00%
<a href="#">530-3405-61050</a>	TEMPORARY EMPLOYEE SERVICE	441.61	604.49	707.11	800.00	800.00	0.00	0.00%
<a href="#">530-3405-64040</a>	MISCELLANEOUS	1,462.34	317.11	400.00	2,303.00	2,303.00	0.00	0.00%

## Budget Comparison Report

Account Number		2020-2021 Total Activity	2021-2022 Total Activity	2022-2023 YTD Activity Through Apr	Parent Budget	Comparison 1 Budget	Comparison 1 to Parent Budget	%
					2022-2023 FINAL	2022-2023 MID YEAR	Increase / (Decrease)	
<a href="#">530-3405-66000</a>	TRANSFER OUT	1,480.00	1,367.00	683.50	1,437.00	1,437.00	0.00	0.00%
	<b>Total Expense:</b>	<b>9,777.91</b>	<b>10,393.16</b>	<b>8,407.21</b>	<b>14,616.00</b>	<b>14,616.00</b>	<b>0.00</b>	<b>0.00%</b>
	<b>Total Fund: 530 - BRITTANY WOODS- LLD:</b>	<b>-1,755.91</b>	<b>-2,371.16</b>	<b>-4,067.21</b>	<b>-6,598.00</b>	<b>-6,598.00</b>	<b>0.00</b>	<b>0.00%</b>
<b>Fund: 531 - CENTRAL HUGHSON 2- LLD</b>								
<b>Revenue</b>								
<a href="#">531-3410-41030</a>	DIRECT ASSESSMENTS	14,579.44	14,579.44	7,461.66	14,576.00	14,576.00	0.00	0.00%
	<b>Total Revenue:</b>	<b>14,579.44</b>	<b>14,579.44</b>	<b>7,461.66</b>	<b>14,576.00</b>	<b>14,576.00</b>	<b>0.00</b>	<b>0.00%</b>
<b>Expense</b>								
<a href="#">531-3410-50010</a>	SALARIES-REGULAR	1,349.20	1,718.23	1,499.75	6,444.00	6,444.00	0.00	0.00%
<a href="#">531-3410-50030</a>	OVERTIME	91.68	112.25	111.83	200.00	200.00	0.00	0.00%
<a href="#">531-3410-51010</a>	PUBLIC EMPLOYEES RETIREMEN'	129.06	190.76	160.30	300.00	300.00	0.00	0.00%
<a href="#">531-3410-51020</a>	MEDICAL INSURANCE	211.37	459.42	414.69	500.00	500.00	0.00	0.00%
<a href="#">531-3410-51030</a>	UNEMPLOYMENT INSURANCE	8.58	11.94	5.60	30.00	30.00	0.00	0.00%
<a href="#">531-3410-51040</a>	WORKERS' COMPENSATION	273.29	308.32	364.56	350.00	350.00	0.00	0.00%
<a href="#">531-3410-51050</a>	LIFE INSURANCE	11.14	9.96	6.43	30.00	30.00	0.00	0.00%
<a href="#">531-3410-51060</a>	DENTAL INSURANCE	15.37	46.85	37.92	50.00	50.00	0.00	0.00%
<a href="#">531-3410-51070</a>	MEDICARE TAX	16.68	26.60	23.40	50.00	50.00	0.00	0.00%
<a href="#">531-3410-51075</a>	EMPLOYMENT TRAINING TAX (E'	0.00	0.01	0.23	0.00	0.00	0.00	0.00%
<a href="#">531-3410-51080</a>	DEFERRED COMPENSATION	6.68	12.06	8.98	20.00	20.00	0.00	0.00%
<a href="#">531-3410-60080</a>	UTILITIES	802.05	795.52	594.43	894.00	894.00	0.00	0.00%
<a href="#">531-3410-61010</a>	PROFESSIONAL SERVICES	0.00	608.39	415.66	547.00	547.00	0.00	0.00%
<a href="#">531-3410-61050</a>	TEMPORARY EMPLOYEE SERVICE	330.71	452.76	529.66	598.00	598.00	0.00	0.00%
<a href="#">531-3410-64040</a>	MISCELLANEOUS	2,187.88	6,435.61	1,187.95	7,387.00	7,387.00	0.00	0.00%
<a href="#">531-3410-66000</a>	TRANSFER OUT	1,278.00	2,000.00	1,000.00	2,103.00	2,103.00	0.00	0.00%
	<b>Total Expense:</b>	<b>6,711.69</b>	<b>13,188.68</b>	<b>6,361.39</b>	<b>19,503.00</b>	<b>19,503.00</b>	<b>0.00</b>	<b>0.00%</b>
	<b>Total Fund: 531 - CENTRAL HUGHSON 2- LLD:</b>	<b>7,867.75</b>	<b>1,390.76</b>	<b>1,100.27</b>	<b>-4,927.00</b>	<b>-4,927.00</b>	<b>0.00</b>	<b>0.00%</b>
<b>Fund: 532 - FEATHERS GLEN LLD</b>								
<b>Revenue</b>								
<a href="#">532-3415-41030</a>	DIRECT ASSESSMENTS	19,796.48	20,711.24	11,762.55	21,920.00	21,920.00	0.00	0.00%
	<b>Total Revenue:</b>	<b>19,796.48</b>	<b>20,711.24</b>	<b>11,762.55</b>	<b>21,920.00</b>	<b>21,920.00</b>	<b>0.00</b>	<b>0.00%</b>
<b>Expense</b>								
<a href="#">532-3415-50010</a>	SALARIES-REGULAR	5,410.82	6,880.85	6,007.56	13,152.00	13,152.00	0.00	0.00%
<a href="#">532-3415-50030</a>	OVERTIME	367.70	450.36	448.52	500.00	500.00	0.00	0.00%
<a href="#">532-3415-51010</a>	PUBLIC EMPLOYEES RETIREMEN'	518.36	764.57	642.62	800.00	800.00	0.00	0.00%
<a href="#">532-3415-51020</a>	MEDICAL INSURANCE	847.47	1,841.87	1,663.73	1,900.00	1,900.00	0.00	0.00%
<a href="#">532-3415-51030</a>	UNEMPLOYMENT INSURANCE	34.44	47.83	22.32	80.00	80.00	0.00	0.00%
<a href="#">532-3415-51040</a>	WORKERS' COMPENSATION	1,006.17	1,135.14	1,342.22	1,300.00	1,300.00	0.00	0.00%

## Budget Comparison Report

						Comparison 1 Budget	Comparison 1 to Parent Budget	%
		2020-2021 Total Activity	2021-2022 Total Activity	2022-2023 YTD Activity Through Apr	Parent Budget 2022-2023 FINAL	2022-2023 MID YEAR	Increase / (Decrease)	
<b>Account Number</b>								
<a href="#">532-3415-51050</a>	LIFE INSURANCE	44.70	40.39	26.49	100.00	100.00	0.00	0.00%
<a href="#">532-3415-51060</a>	DENTAL INSURANCE	61.88	187.48	150.86	200.00	200.00	0.00	0.00%
<a href="#">532-3415-51070</a>	MEDICARE TAX	66.42	106.57	93.82	200.00	200.00	0.00	0.00%
<a href="#">532-3415-51075</a>	EMPLOYMENT TRAINING TAX (E'	0.00	0.06	1.02	0.00	0.00	0.00	0.00%
<a href="#">532-3415-51080</a>	DEFERRED COMPENSATION	26.44	47.48	35.80	75.00	75.00	0.00	0.00%
<a href="#">532-3415-60080</a>	UTILITIES	1,000.95	1,325.92	791.12	1,078.00	1,078.00	0.00	0.00%
<a href="#">532-3415-61010</a>	PROFESSIONAL SERVICES	0.00	602.97	412.01	542.00	542.00	0.00	0.00%
<a href="#">532-3415-61050</a>	TEMPORARY EMPLOYEE SERVICE	1,326.58	1,816.16	2,124.45	2,400.00	2,400.00	0.00	0.00%
<a href="#">532-3415-64040</a>	MISCELLANEOUS	2,334.75	2,428.87	875.00	7,249.00	7,249.00	0.00	0.00%
<a href="#">532-3415-66000</a>	TRANSFER OUT	3,000.00	2,918.00	1,459.00	3,068.00	3,068.00	0.00	0.00%
<b>Total Expense:</b>		<b>16,046.68</b>	<b>20,594.52</b>	<b>16,096.54</b>	<b>32,644.00</b>	<b>32,644.00</b>	<b>0.00</b>	<b>0.00%</b>
<b>Total Fund: 532 - FEATHERS GLEN LLD:</b>		<b>3,749.80</b>	<b>116.72</b>	<b>-4,333.99</b>	<b>-10,724.00</b>	<b>-10,724.00</b>	<b>0.00</b>	<b>0.00%</b>
<b>Fund: 533 - FONTANA RANCH NORTH- LLD</b>								
<b>Revenue</b>								
<a href="#">533-3420-41030</a>	DIRECT ASSESSMENTS	22,706.80	25,436.80	16,056.67	28,325.00	28,325.00	0.00	0.00%
<b>Total Revenue:</b>		<b>22,706.80</b>	<b>25,436.80</b>	<b>16,056.67</b>	<b>28,325.00</b>	<b>28,325.00</b>	<b>0.00</b>	<b>0.00%</b>
<b>Expense</b>								
<a href="#">533-3420-50010</a>	SALARIES-REGULAR	906.03	1,154.91	1,008.31	3,288.00	3,288.00	0.00	0.00%
<a href="#">533-3420-50030</a>	OVERTIME	61.47	75.28	74.95	100.00	100.00	0.00	0.00%
<a href="#">533-3420-51010</a>	PUBLIC EMPLOYEES RETIREMEN'	86.77	128.10	107.76	200.00	200.00	0.00	0.00%
<a href="#">533-3420-51020</a>	MEDICAL INSURANCE	142.16	308.66	278.60	350.00	350.00	0.00	0.00%
<a href="#">533-3420-51030</a>	UNEMPLOYMENT INSURANCE	5.77	7.97	3.74	20.00	20.00	0.00	0.00%
<a href="#">533-3420-51040</a>	WORKERS' COMPENSATION	192.55	217.23	256.84	250.00	250.00	0.00	0.00%
<a href="#">533-3420-51050</a>	LIFE INSURANCE	7.51	6.50	4.21	20.00	20.00	0.00	0.00%
<a href="#">533-3420-51060</a>	DENTAL INSURANCE	10.49	31.57	25.55	40.00	40.00	0.00	0.00%
<a href="#">533-3420-51070</a>	MEDICARE TAX	11.20	17.93	15.91	50.00	50.00	0.00	0.00%
<a href="#">533-3420-51075</a>	EMPLOYMENT TRAINING TAX (E'	0.00	0.01	0.14	0.00	0.00	0.00	0.00%
<a href="#">533-3420-51080</a>	DEFERRED COMPENSATION	4.13	7.79	6.00	10.00	10.00	0.00	0.00%
<a href="#">533-3420-60080</a>	UTILITIES	9,797.52	9,607.00	6,966.03	13,832.00	13,832.00	0.00	0.00%
<a href="#">533-3420-61010</a>	PROFESSIONAL SERVICES	0.00	657.61	449.39	591.00	591.00	0.00	0.00%
<a href="#">533-3420-61050</a>	TEMPORARY EMPLOYEE SERVICE	221.74	303.56	355.12	410.00	410.00	0.00	0.00%
<a href="#">533-3420-64040</a>	MISCELLANEOUS	2,543.52	7,619.76	679.02	10,207.00	10,207.00	0.00	0.00%
<a href="#">533-3420-66000</a>	TRANSFER OUT	2,184.00	3,712.00	1,856.00	3,904.00	3,904.00	0.00	0.00%
<b>Total Expense:</b>		<b>16,174.86</b>	<b>23,855.88</b>	<b>12,087.57</b>	<b>33,272.00</b>	<b>33,272.00</b>	<b>0.00</b>	<b>0.00%</b>
<b>Total Fund: 533 - FONTANA RANCH NORTH- LLD:</b>		<b>6,531.94</b>	<b>1,580.92</b>	<b>3,969.10</b>	<b>-4,947.00</b>	<b>-4,947.00</b>	<b>0.00</b>	<b>0.00%</b>

## Budget Comparison Report

					Comparison 1 Budget	Comparison 1 to Parent Budget	%
					Parent Budget		
Account Number		2020-2021 Total Activity	2021-2022 Total Activity	2022-2023 YTD Activity Through Apr	2022-2023 FINAL	2022-2023 MID YEAR	Increase / (Decrease)
<b>Fund: 534 - FONTANA RANCH SOUTH- LLD</b>							
<b>Revenue</b>							
<a href="#">534-3425-41030</a>	DIRECT ASSESSMENTS	15,366.04	16,077.24	9,664.56	17,419.00	17,419.00	0.00
	<b>Total Revenue:</b>	<b>15,366.04</b>	<b>16,077.24</b>	<b>9,664.56</b>	<b>17,419.00</b>	<b>17,419.00</b>	<b>0.00</b>
<b>Expense</b>							
<a href="#">534-3425-50010</a>	SALARIES-REGULAR	906.03	1,154.91	1,008.31	3,288.00	3,288.00	0.00
<a href="#">534-3425-50030</a>	OVERTIME	61.47	75.28	74.95	100.00	100.00	0.00
<a href="#">534-3425-51010</a>	PUBLIC EMPLOYEES RETIREMEN'	86.77	128.10	107.76	150.00	150.00	0.00
<a href="#">534-3425-51020</a>	MEDICAL INSURANCE	142.16	308.66	278.60	350.00	350.00	0.00
<a href="#">534-3425-51030</a>	UNEMPLOYMENT INSURANCE	5.77	7.97	3.74	20.00	20.00	0.00
<a href="#">534-3425-51040</a>	WORKERS' COMPENSATION	192.55	217.23	256.84	250.00	250.00	0.00
<a href="#">534-3425-51050</a>	LIFE INSURANCE	7.51	6.50	4.21	20.00	20.00	0.00
<a href="#">534-3425-51060</a>	DENTAL INSURANCE	10.49	31.57	25.55	40.00	40.00	0.00
<a href="#">534-3425-51070</a>	MEDICARE TAX	11.20	17.93	15.91	50.00	50.00	0.00
<a href="#">534-3425-51075</a>	EMPLOYMENT TRAINING TAX (E'	0.00	0.01	0.14	0.00	0.00	0.00
<a href="#">534-3425-51080</a>	DEFERRED COMPENSATION	4.13	7.79	6.00	10.00	10.00	0.00
<a href="#">534-3425-60080</a>	UTILITIES	6,799.15	4,765.90	3,395.00	4,628.00	4,628.00	0.00
<a href="#">534-3425-61010</a>	PROFESSIONAL SERVICES	0.00	617.95	422.04	556.00	556.00	0.00
<a href="#">534-3425-61050</a>	TEMPORARY EMPLOYEE SERVICE	221.74	303.56	355.12	401.00	401.00	0.00
<a href="#">534-3425-64040</a>	MISCELLANEOUS	2,193.37	4,769.46	521.03	5,679.00	5,679.00	0.00
<a href="#">534-3425-66000</a>	TRANSFER OUT	1,488.00	1,847.00	923.50	1,942.00	1,942.00	0.00
	<b>Total Expense:</b>	<b>12,130.34</b>	<b>14,259.82</b>	<b>7,398.70</b>	<b>17,484.00</b>	<b>17,484.00</b>	<b>0.00</b>
<b>Total Fund: 534 - FONTANA RANCH SOUTH- LLD:</b>		<b>3,235.70</b>	<b>1,817.42</b>	<b>2,265.86</b>	<b>-65.00</b>	<b>-65.00</b>	<b>0.00</b>
<b>Fund: 535 - RHAPSODY I - LLD</b>							
<b>Revenue</b>							
<a href="#">535-3430-41030</a>	DIRECT ASSESSMENTS	6,753.20	6,753.20	3,440.00	6,750.00	6,750.00	0.00
	<b>Total Revenue:</b>	<b>6,753.20</b>	<b>6,753.20</b>	<b>3,440.00</b>	<b>6,750.00</b>	<b>6,750.00</b>	<b>0.00</b>
<b>Expense</b>							
<a href="#">535-3430-50010</a>	SALARIES-REGULAR	906.03	1,154.91	1,008.31	1,940.00	1,940.00	0.00
<a href="#">535-3430-50030</a>	OVERTIME	61.47	75.28	74.95	100.00	100.00	0.00
<a href="#">535-3430-51010</a>	PUBLIC EMPLOYEES RETIREMEN'	86.77	128.10	107.76	200.00	200.00	0.00
<a href="#">535-3430-51020</a>	MEDICAL INSURANCE	142.16	308.66	278.60	350.00	350.00	0.00
<a href="#">535-3430-51030</a>	UNEMPLOYMENT INSURANCE	5.77	7.97	3.74	20.00	20.00	0.00
<a href="#">535-3430-51040</a>	WORKERS' COMPENSATION	192.55	217.23	256.84	250.00	250.00	0.00
<a href="#">535-3430-51050</a>	LIFE INSURANCE	7.51	6.50	4.21	20.00	20.00	0.00
<a href="#">535-3430-51060</a>	DENTAL INSURANCE	10.49	31.57	25.55	40.00	40.00	0.00
<a href="#">535-3430-51070</a>	MEDICARE TAX	11.20	17.93	15.91	50.00	50.00	0.00
<a href="#">535-3430-51075</a>	EMPLOYMENT TRAINING TAX (E'	0.00	0.01	0.14	0.00	0.00	0.00

## Budget Comparison Report

						Comparison 1 Budget	Comparison 1 to Parent Budget	%
		2020-2021 Total Activity	2021-2022 Total Activity	2022-2023 YTD Activity Through Apr	Parent Budget 2022-2023 FINAL	2022-2023 MID YEAR	Increase / (Decrease)	
<b>Account Number</b>								
<a href="#">535-3430-51080</a>	DEFERRED COMPENSATION	4.13	7.79	6.00	10.00	10.00	0.00	0.00%
<a href="#">535-3430-60080</a>	UTILITIES	1,901.48	1,957.73	1,484.32	2,145.00	2,145.00	0.00	0.00%
<a href="#">535-3430-61010</a>	PROFESSIONAL SERVICES	0.00	644.27	440.27	579.00	579.00	0.00	0.00%
<a href="#">535-3430-61050</a>	TEMPORARY EMPLOYEE SERVICE	221.74	303.56	355.12	401.00	401.00	0.00	0.00%
<a href="#">535-3430-64040</a>	MISCELLANEOUS	1,620.27	3,192.72	585.17	4,783.00	4,783.00	0.00	0.00%
<a href="#">535-3430-66000</a>	TRANSFER OUT	973.00	1,205.00	602.50	1,267.00	1,267.00	0.00	0.00%
	<b>Total Expense:</b>	<b>6,144.57</b>	<b>9,259.23</b>	<b>5,249.39</b>	<b>12,155.00</b>	<b>12,155.00</b>	<b>0.00</b>	<b>0.00%</b>
<b>Total Fund: 535 - RHAPSODY I - LLD:</b>		<b>608.63</b>	<b>-2,506.03</b>	<b>-1,809.39</b>	<b>-5,405.00</b>	<b>-5,405.00</b>	<b>0.00</b>	<b>0.00%</b>
<b>Fund: 536 - RHAPSODY 2- LLD</b>								
<b>Revenue</b>								
<a href="#">536-3435-41030</a>	DIRECT ASSESSMENTS	13,834.10	15,344.50	7,560.30	15,341.00	15,341.00	0.00	0.00%
	<b>Total Revenue:</b>	<b>13,834.10</b>	<b>15,344.50</b>	<b>7,560.30</b>	<b>15,341.00</b>	<b>15,341.00</b>	<b>0.00</b>	<b>0.00%</b>
<b>Expense</b>								
<a href="#">536-3435-50010</a>	SALARIES-REGULAR	906.03	1,154.83	1,008.31	1,940.00	1,940.00	0.00	0.00%
<a href="#">536-3435-50030</a>	OVERTIME	71.45	131.79	103.44	200.00	200.00	0.00	0.00%
<a href="#">536-3435-51010</a>	PUBLIC EMPLOYEES RETIREMEN'	87.87	135.29	109.13	200.00	200.00	0.00	0.00%
<a href="#">536-3435-51020</a>	MEDICAL INSURANCE	143.78	319.15	280.43	350.00	350.00	0.00	0.00%
<a href="#">536-3435-51030</a>	UNEMPLOYMENT INSURANCE	6.16	8.53	4.11	20.00	20.00	0.00	0.00%
<a href="#">536-3435-51040</a>	WORKERS' COMPENSATION	192.55	217.23	256.84	250.00	250.00	0.00	0.00%
<a href="#">536-3435-51050</a>	LIFE INSURANCE	7.61	6.83	4.26	20.00	20.00	0.00	0.00%
<a href="#">536-3435-51060</a>	DENTAL INSURANCE	10.59	32.10	25.64	50.00	50.00	0.00	0.00%
<a href="#">536-3435-51070</a>	MEDICARE TAX	11.35	18.81	16.35	50.00	50.00	0.00	0.00%
<a href="#">536-3435-51075</a>	EMPLOYMENT TRAINING TAX (E'	0.00	0.01	0.16	0.00	0.00	0.00	0.00%
<a href="#">536-3435-51080</a>	DEFERRED COMPENSATION	4.18	8.32	6.09	10.00	10.00	0.00	0.00%
<a href="#">536-3435-60080</a>	UTILITIES	2,178.95	2,361.24	1,772.97	2,340.00	2,340.00	0.00	0.00%
<a href="#">536-3435-61010</a>	PROFESSIONAL SERVICES	0.00	621.73	424.78	559.00	559.00	0.00	0.00%
<a href="#">536-3435-61050</a>	TEMPORARY EMPLOYEE SERVICE	221.74	303.56	355.12	401.00	401.00	0.00	0.00%
<a href="#">536-3435-64040</a>	MISCELLANEOUS	1,296.66	2,365.06	200.00	4,281.00	4,281.00	0.00	0.00%
<a href="#">536-3435-66000</a>	TRANSFER OUT	1,394.00	1,163.00	581.50	1,223.00	1,223.00	0.00	0.00%
	<b>Total Expense:</b>	<b>6,532.92</b>	<b>8,847.48</b>	<b>5,149.13</b>	<b>11,894.00</b>	<b>11,894.00</b>	<b>0.00</b>	<b>0.00%</b>
<b>Total Fund: 536 - RHAPSODY 2- LLD:</b>		<b>7,301.18</b>	<b>6,497.02</b>	<b>2,411.17</b>	<b>3,447.00</b>	<b>3,447.00</b>	<b>0.00</b>	<b>0.00%</b>
<b>Fund: 537 - SANTA FE ESTATES 1 - LLD</b>								
<b>Revenue</b>								
<a href="#">537-3440-41030</a>	DIRECT ASSESSMENTS	7,224.00	7,158.00	3,696.00	7,221.00	7,221.00	0.00	0.00%
	<b>Total Revenue:</b>	<b>7,224.00</b>	<b>7,158.00</b>	<b>3,696.00</b>	<b>7,221.00</b>	<b>7,221.00</b>	<b>0.00</b>	<b>0.00%</b>
<b>Expense</b>								
<a href="#">537-3440-50010</a>	SALARIES-REGULAR	5,410.82	6,880.77	6,007.56	11,452.00	11,452.00	0.00	0.00%

# Budget Comparison Report

						Comparison 1 Budget	Comparison 1 to Parent Budget	%
		2020-2021 Total Activity	2021-2022 Total Activity	2022-2023 YTD Activity Through Apr	Parent Budget 2022-2023 FINAL	2022-2023 MID YEAR	Increase / (Decrease)	
<b>Account Number</b>								
<a href="#">537-3440-50030</a>	OVERTIME	367.70	450.36	448.52	500.00	500.00	0.00	0.00%
<a href="#">537-3440-51010</a>	PUBLIC EMPLOYEES RETIREMEN'	518.36	764.56	642.62	1,000.00	1,000.00	0.00	0.00%
<a href="#">537-3440-51020</a>	MEDICAL INSURANCE	847.47	1,841.85	1,663.73	1,900.00	1,900.00	0.00	0.00%
<a href="#">537-3440-51030</a>	UNEMPLOYMENT INSURANCE	34.44	47.83	22.32	80.00	80.00	0.00	0.00%
<a href="#">537-3440-51040</a>	WORKERS' COMPENSATION	1,006.17	1,135.14	1,342.22	1,300.00	1,300.00	0.00	0.00%
<a href="#">537-3440-51050</a>	LIFE INSURANCE	44.70	40.39	26.49	100.00	100.00	0.00	0.00%
<a href="#">537-3440-51060</a>	DENTAL INSURANCE	61.88	187.48	150.86	200.00	200.00	0.00	0.00%
<a href="#">537-3440-51070</a>	MEDICARE TAX	66.42	106.57	93.82	200.00	200.00	0.00	0.00%
<a href="#">537-3440-51075</a>	EMPLOYMENT TRAINING TAX (E'	0.00	0.06	1.02	0.00	0.00	0.00	0.00%
<a href="#">537-3440-51080</a>	DEFERRED COMPENSATION	26.44	47.47	35.80	75.00	75.00	0.00	0.00%
<a href="#">537-3440-60080</a>	UTILITIES	4,766.19	5,165.14	5,474.53	5,561.00	5,561.00	0.00	0.00%
<a href="#">537-3440-61010</a>	PROFESSIONAL SERVICES	0.00	617.58	422.04	555.00	555.00	0.00	0.00%
<a href="#">537-3440-61050</a>	TEMPORARY EMPLOYEE SERVICE	1,326.58	1,816.16	2,124.45	2,400.00	2,400.00	0.00	0.00%
<a href="#">537-3440-64040</a>	MISCELLANEOUS	977.36	117.10	0.00	1,111.00	1,111.00	0.00	0.00%
<a href="#">537-3440-66000</a>	TRANSFER OUT	501.00	501.00	250.50	501.00	501.00	0.00	0.00%
<b>Total Expense:</b>		<b>15,955.53</b>	<b>19,719.46</b>	<b>18,706.48</b>	<b>26,935.00</b>	<b>26,935.00</b>	<b>0.00</b>	<b>0.00%</b>
<b>Total Fund: 537 - SANTA FE ESTATES 1 - LLD:</b>		<b>-8,731.53</b>	<b>-12,561.46</b>	<b>-15,010.48</b>	<b>-19,714.00</b>	<b>-19,714.00</b>	<b>0.00</b>	<b>0.00%</b>
<b>Fund: 538 - SANTA FE ESTATES 2 - LLD</b>								
<b>Revenue</b>								
<a href="#">538-3445-41030</a>	DIRECT ASSESSMENTS	6,614.18	6,614.18	3,520.26	6,611.00	6,611.00	0.00	0.00%
<b>Total Revenue:</b>		<b>6,614.18</b>	<b>6,614.18</b>	<b>3,520.26</b>	<b>6,611.00</b>	<b>6,611.00</b>	<b>0.00</b>	<b>0.00%</b>
<b>Expense</b>								
<a href="#">538-3445-50010</a>	SALARIES-REGULAR	5,785.82	6,880.77	6,007.56	11,452.00	11,452.00	0.00	0.00%
<a href="#">538-3445-50030</a>	OVERTIME	357.72	393.85	420.03	400.00	400.00	0.00	0.00%
<a href="#">538-3445-51010</a>	PUBLIC EMPLOYEES RETIREMEN'	517.26	757.36	641.25	1,000.00	1,000.00	0.00	0.00%
<a href="#">538-3445-51020</a>	MEDICAL INSURANCE	845.85	1,831.34	1,661.90	1,900.00	1,900.00	0.00	0.00%
<a href="#">538-3445-51030</a>	UNEMPLOYMENT INSURANCE	34.05	47.27	21.95	80.00	80.00	0.00	0.00%
<a href="#">538-3445-51040</a>	WORKERS' COMPENSATION	1,006.17	1,135.14	1,342.22	1,300.00	1,300.00	0.00	0.00%
<a href="#">538-3445-51050</a>	LIFE INSURANCE	44.60	40.06	26.44	100.00	100.00	0.00	0.00%
<a href="#">538-3445-51060</a>	DENTAL INSURANCE	61.78	186.95	150.77	200.00	200.00	0.00	0.00%
<a href="#">538-3445-51070</a>	MEDICARE TAX	66.27	105.69	93.38	200.00	200.00	0.00	0.00%
<a href="#">538-3445-51075</a>	EMPLOYMENT TRAINING TAX (E'	0.00	0.06	1.00	0.00	0.00	0.00	0.00%
<a href="#">538-3445-51080</a>	DEFERRED COMPENSATION	26.39	46.93	35.71	75.00	75.00	0.00	0.00%
<a href="#">538-3445-60080</a>	UTILITIES	600.82	655.44	491.58	736.00	736.00	0.00	0.00%
<a href="#">538-3445-61010</a>	PROFESSIONAL SERVICES	0.00	612.53	418.39	551.00	551.00	0.00	0.00%
<a href="#">538-3445-61050</a>	TEMPORARY EMPLOYEE SERVICE	1,326.58	1,816.16	2,124.45	2,400.00	2,400.00	0.00	0.00%
<a href="#">538-3445-64040</a>	MISCELLANEOUS	1,077.38	2,213.48	0.00	1,253.00	1,253.00	0.00	0.00%

Budget Comparison Report

					Comparison 1	Comparison 1	%
					Budget	to Parent Budget	
		2020-2021	2021-2022	2022-2023	Parent Budget		
		Total Activity	Total Activity	YTD Activity	2022-2023	2022-2023	
				Through Apr	FINAL	MID YEAR	Increase / (Decrease)
Account Number							
<a href="#">538-3445-66000</a>	TRANSFER OUT	1,125.00	1,500.00	750.00	1,500.00	1,500.00	0.00 0.00%
Total Expense:		12,875.69	18,223.03	14,186.63	23,147.00	23,147.00	0.00 0.00%
Total Fund: 538 - SANTA FE ESTATES 2 - LLD:		-6,261.51	-11,608.85	-10,666.37	-16,536.00	-16,536.00	0.00 0.00%
Fund: 539 - STARN ESTATES - LLD							
Revenue							
<a href="#">539-3450-41030</a>	DIRECT ASSESSMENTS	7,648.82	7,648.82	4,144.19	7,646.00	7,646.00	0.00 0.00%
Total Revenue:		7,648.82	7,648.82	4,144.19	7,646.00	7,646.00	0.00 0.00%
Expense							
<a href="#">539-3450-50010</a>	SALARIES-REGULAR	906.12	1,154.83	1,008.31	1,940.00	1,940.00	0.00 0.00%
<a href="#">539-3450-50030</a>	OVERTIME	65.44	97.74	86.29	200.00	200.00	0.00 0.00%
<a href="#">539-3450-51010</a>	PUBLIC EMPLOYEES RETIREMEN	87.20	130.95	108.30	250.00	250.00	0.00 0.00%
<a href="#">539-3450-51020</a>	MEDICAL INSURANCE	142.80	312.82	279.33	400.00	400.00	0.00 0.00%
<a href="#">539-3450-51030</a>	UNEMPLOYMENT INSURANCE	5.92	8.20	3.89	40.00	40.00	0.00 0.00%
<a href="#">539-3450-51040</a>	WORKERS' COMPENSATION	192.55	217.23	256.84	250.00	250.00	0.00 0.00%
<a href="#">539-3450-51050</a>	LIFE INSURANCE	7.54	6.63	4.23	20.00	20.00	0.00 0.00%
<a href="#">539-3450-51060</a>	DENTAL INSURANCE	10.53	31.75	25.58	50.00	50.00	0.00 0.00%
<a href="#">539-3450-51070</a>	MEDICARE TAX	11.26	18.29	16.09	50.00	50.00	0.00 0.00%
<a href="#">539-3450-51075</a>	EMPLOYMENT TRAINING TAX (E	0.00	0.01	0.16	0.00	0.00	0.00 0.00%
<a href="#">539-3450-51080</a>	DEFERRED COMPENSATION	4.15	7.97	6.03	20.00	20.00	0.00 0.00%
<a href="#">539-3450-60080</a>	UTILITIES	2,003.64	2,056.81	1,569.60	2,156.00	2,156.00	0.00 0.00%
<a href="#">539-3450-61010</a>	PROFESSIONAL SERVICES	0.00	641.75	438.45	577.00	577.00	0.00 0.00%
<a href="#">539-3450-61050</a>	TEMPORARY EMPLOYEE SERVICE	221.60	303.50	355.01	401.00	401.00	0.00 0.00%
<a href="#">539-3450-64040</a>	MISCELLANEOUS	964.18	3,607.54	200.00	4,615.00	4,615.00	0.00 0.00%
<a href="#">539-3450-66000</a>	TRANSFER OUT	941.00	1,184.00	592.00	1,244.00	1,244.00	0.00 0.00%
Total Expense:		5,563.93	9,780.02	4,950.11	12,213.00	12,213.00	0.00 0.00%
Total Fund: 539 - STARN ESTATES - LLD:		2,084.89	-2,131.20	-805.92	-4,567.00	-4,567.00	0.00 0.00%
Fund: 540 - STERLING GLEN 3 - LLD							
Revenue							
<a href="#">540-3455-41030</a>	DIRECT ASSESSMENTS	21,754.20	23,424.76	12,646.35	24,747.00	24,747.00	0.00 0.00%
Total Revenue:		21,754.20	23,424.76	12,646.35	24,747.00	24,747.00	0.00 0.00%
Expense							
<a href="#">540-3455-50010</a>	SALARIES-REGULAR	2,698.40	3,432.82	2,997.31	8,321.00	8,321.00	0.00 0.00%
<a href="#">540-3455-50030</a>	OVERTIME	182.30	218.90	220.84	300.00	300.00	0.00 0.00%
<a href="#">540-3455-51010</a>	PUBLIC EMPLOYEES RETIREMEN	258.47	380.58	320.29	600.00	600.00	0.00 0.00%
<a href="#">540-3455-51020</a>	MEDICAL INSURANCE	422.69	917.79	830.03	1,000.00	1,000.00	0.00 0.00%
<a href="#">540-3455-51030</a>	UNEMPLOYMENT INSURANCE	17.14	23.81	11.06	50.00	50.00	0.00 0.00%
<a href="#">540-3455-51040</a>	WORKERS' COMPENSATION	503.09	567.59	671.12	650.00	650.00	0.00 0.00%

## Budget Comparison Report

						Comparison 1	Comparison 1	%
						Budget	to Parent Budget	
		2020-2021	2021-2022	2022-2023	Parent Budget	2022-2023	Increase /	
		Total Activity	Total Activity	YTD Activity	2022-2023	MID YEAR	(Decrease)	
Account Number				Through Apr	FINAL			
<a href="#">540-3455-51050</a>	LIFE INSURANCE	22.32	20.12	13.31	50.00	50.00	0.00	0.00%
<a href="#">540-3455-51060</a>	DENTAL INSURANCE	30.90	93.68	75.54	100.00	100.00	0.00	0.00%
<a href="#">540-3455-51070</a>	MEDICARE TAX	33.34	52.93	46.50	80.00	80.00	0.00	0.00%
<a href="#">540-3455-51075</a>	EMPLOYMENT TRAINING TAX (E'	0.00	0.03	0.49	0.00	0.00	0.00	0.00%
<a href="#">540-3455-51080</a>	DEFERRED COMPENSATION	13.17	23.56	17.85	50.00	50.00	0.00	0.00%
<a href="#">540-3455-60080</a>	UTILITIES	4,920.53	4,995.13	3,749.11	5,350.00	5,350.00	0.00	0.00%
<a href="#">540-3455-61010</a>	PROFESSIONAL SERVICES	0.00	643.00	439.36	577.00	577.00	0.00	0.00%
<a href="#">540-3455-61050</a>	TEMPORARY EMPLOYEE SERVICE	661.40	905.44	1,059.17	1,197.00	1,197.00	0.00	0.00%
<a href="#">540-3455-64040</a>	MISCELLANEOUS	2,517.25	5,195.13	375.00	10,172.00	10,172.00	0.00	0.00%
<a href="#">540-3455-66000</a>	TRANSFER OUT	2,526.00	2,987.00	1,493.50	3,406.00	3,406.00	0.00	0.00%
<b>Total Expense:</b>		<b>14,807.00</b>	<b>20,457.51</b>	<b>12,320.48</b>	<b>31,903.00</b>	<b>31,903.00</b>	<b>0.00</b>	<b>0.00%</b>
<b>Total Fund: 540 - STERLING GLEN 3 - LLD:</b>		<b>6,947.20</b>	<b>2,967.25</b>	<b>325.87</b>	<b>-7,156.00</b>	<b>-7,156.00</b>	<b>0.00</b>	<b>0.00%</b>
<b>Fund: 541 - SUNGLOW - LLD</b>								
<b>Revenue</b>								
<a href="#">541-3460-41030</a>	DIRECT ASSESSMENTS	9,635.56	9,582.38	5,052.10	9,632.00	9,632.00	0.00	0.00%
<b>Total Revenue:</b>		<b>9,635.56</b>	<b>9,582.38</b>	<b>5,052.10</b>	<b>9,632.00</b>	<b>9,632.00</b>	<b>0.00</b>	<b>0.00%</b>
<b>Expense</b>								
<a href="#">541-3460-50010</a>	SALARIES-REGULAR	2,255.95	2,870.07	2,505.66	4,833.00	4,833.00	0.00	0.00%
<a href="#">541-3460-50030</a>	OVERTIME	152.17	181.82	183.94	200.00	200.00	0.00	0.00%
<a href="#">541-3460-51010</a>	PUBLIC EMPLOYEES RETIREMEN'	215.87	317.99	267.54	500.00	500.00	0.00	0.00%
<a href="#">541-3460-51020</a>	MEDICAL INSURANCE	353.30	766.90	693.45	800.00	800.00	0.00	0.00%
<a href="#">541-3460-51030</a>	UNEMPLOYMENT INSURANCE	14.32	19.85	9.23	40.00	40.00	0.00	0.00%
<a href="#">541-3460-51040</a>	WORKERS' COMPENSATION	465.82	525.55	621.41	600.00	600.00	0.00	0.00%
<a href="#">541-3460-51050</a>	LIFE INSURANCE	18.53	16.80	10.82	50.00	50.00	0.00	0.00%
<a href="#">541-3460-51060</a>	DENTAL INSURANCE	25.79	78.18	62.92	90.00	90.00	0.00	0.00%
<a href="#">541-3460-51070</a>	MEDICARE TAX	27.67	44.53	39.28	70.00	70.00	0.00	0.00%
<a href="#">541-3460-51075</a>	EMPLOYMENT TRAINING TAX (E'	0.00	0.02	0.38	0.00	0.00	0.00	0.00%
<a href="#">541-3460-51080</a>	DEFERRED COMPENSATION	11.02	19.72	14.88	30.00	30.00	0.00	0.00%
<a href="#">541-3460-60080</a>	UTILITIES	1,411.08	1,539.36	1,154.52	1,651.00	1,651.00	0.00	0.00%
<a href="#">541-3460-61010</a>	PROFESSIONAL SERVICES	0.00	656.72	448.47	591.00	591.00	0.00	0.00%
<a href="#">541-3460-61050</a>	TEMPORARY EMPLOYEE SERVICE	552.45	756.25	884.70	1,000.00	1,000.00	0.00	0.00%
<a href="#">541-3460-64040</a>	MISCELLANEOUS	1,655.25	3,371.35	0.00	5,453.00	5,453.00	0.00	0.00%
<a href="#">541-3460-66000</a>	TRANSFER OUT	1,397.00	1,622.00	811.00	1,705.00	1,705.00	0.00	0.00%
<b>Total Expense:</b>		<b>8,556.22</b>	<b>12,787.11</b>	<b>7,708.20</b>	<b>17,613.00</b>	<b>17,613.00</b>	<b>0.00</b>	<b>0.00%</b>
<b>Total Fund: 541 - SUNGLOW - LLD:</b>		<b>1,079.34</b>	<b>-3,204.73</b>	<b>-2,656.10</b>	<b>-7,981.00</b>	<b>-7,981.00</b>	<b>0.00</b>	<b>0.00%</b>



Budget Comparison Report

					Comparison 1	Comparison 1		
					Parent Budget	Budget	to Parent Budget	%
Account Number		2020-2021	2021-2022	2022-2023	2022-2023	2022-2023	Increase /	
Fund: 542 - WALNUT HAVEN 3 - LLD		Total Activity	Total Activity	YTD Activity	FINAL	MID YEAR	(Decrease)	
				Through Apr				
Revenue								
<a href="#">542-3465-41030</a>	DIRECT ASSESSMENTS	5,926.00	5,817.60	3,035.20	5,923.00	5,923.00	0.00	0.00%
	Total Revenue:	5,926.00	5,817.60	3,035.20	5,923.00	5,923.00	0.00	0.00%
Expense								
<a href="#">542-3465-50010</a>	SALARIES-REGULAR	1,798.94	2,289.83	1,999.05	4,110.00	4,110.00	0.00	0.00%
<a href="#">542-3465-50030</a>	OVERTIME	120.40	138.64	143.66	200.00	200.00	0.00	0.00%
<a href="#">542-3465-51010</a>	PUBLIC EMPLOYEES RETIREMEN'	172.33	253.13	213.50	350.00	350.00	0.00	0.00%
<a href="#">542-3465-51020</a>	MEDICAL INSURANCE	281.34	610.68	553.25	700.00	700.00	0.00	0.00%
<a href="#">542-3465-51030</a>	UNEMPLOYMENT INSURANCE	11.37	15.79	7.34	40.00	40.00	0.00	0.00%
<a href="#">542-3465-51040</a>	WORKERS' COMPENSATION	347.81	392.39	463.97	450.00	450.00	0.00	0.00%
<a href="#">542-3465-51050</a>	LIFE INSURANCE	14.93	13.30	8.48	40.00	40.00	0.00	0.00%
<a href="#">542-3465-51060</a>	DENTAL INSURANCE	20.28	62.18	50.24	100.00	100.00	0.00	0.00%
<a href="#">542-3465-51070</a>	MEDICARE TAX	21.85	35.35	31.08	50.00	50.00	0.00	0.00%
<a href="#">542-3465-51075</a>	EMPLOYMENT TRAINING TAX (E'	0.00	0.02	0.32	0.00	0.00	0.00	0.00%
<a href="#">542-3465-51080</a>	DEFERRED COMPENSATION	8.91	15.69	11.88	20.00	20.00	0.00	0.00%
<a href="#">542-3465-60080</a>	UTILITIES	1,415.70	1,544.40	1,158.30	1,656.00	1,656.00	0.00	0.00%
<a href="#">542-3465-61010</a>	PROFESSIONAL SERVICES	0.00	617.58	422.04	555.00	555.00	0.00	0.00%
<a href="#">542-3465-61050</a>	TEMPORARY EMPLOYEE SERVICE	441.61	604.49	707.11	799.00	799.00	0.00	0.00%
<a href="#">542-3465-64040</a>	MISCELLANEOUS	1,403.40	2,239.27	100.00	2,728.00	2,728.00	0.00	0.00%
<a href="#">542-3465-66000</a>	TRANSFER OUT	971.00	971.00	485.50	2,827.00	2,827.00	0.00	0.00%
	Total Expense:	7,029.87	9,803.74	6,355.72	14,625.00	14,625.00	0.00	0.00%
Total Fund: 542 - WALNUT HAVEN 3 - LLD:		-1,103.87	-3,986.14	-3,320.52	-8,702.00	-8,702.00	0.00	0.00%
Fund: 543 - EUCLID SOUTH LLD								
Revenue								
<a href="#">543-3470-41030</a>	DIRECT ASSESSMENTS	18,877.02	18,059.90	9,477.84	18,913.00	18,913.00	0.00	0.00%
	Total Revenue:	18,877.02	18,059.90	9,477.84	18,913.00	18,913.00	0.00	0.00%
Expense								
<a href="#">543-3470-50010</a>	SALARIES-REGULAR	0.00	0.00	0.00	3,863.00	3,863.00	0.00	0.00%
<a href="#">543-3470-50030</a>	OVERTIME	0.00	0.00	0.00	200.00	200.00	0.00	0.00%
<a href="#">543-3470-51010</a>	PUBLIC EMPLOYEES RETIREMEN'	0.00	0.00	0.00	100.00	100.00	0.00	0.00%
<a href="#">543-3470-51020</a>	MEDICAL INSURANCE	0.00	0.00	0.00	100.00	100.00	0.00	0.00%
<a href="#">543-3470-51030</a>	UNEMPLOYMENT INSURANCE	0.00	0.00	0.00	20.00	20.00	0.00	0.00%
<a href="#">543-3470-51040</a>	WORKERS' COMPENSATION	0.00	0.00	0.00	200.00	200.00	0.00	0.00%
<a href="#">543-3470-51050</a>	LIFE INSURANCE	0.00	0.00	0.00	20.00	20.00	0.00	0.00%
<a href="#">543-3470-51060</a>	DENTAL INSURANCE	0.00	0.00	0.00	100.00	100.00	0.00	0.00%
<a href="#">543-3470-51070</a>	MEDICARE TAX	0.00	0.00	0.00	100.00	100.00	0.00	0.00%
<a href="#">543-3470-51080</a>	DEFERRED COMPENSATION	0.00	0.00	0.00	100.00	100.00	0.00	0.00%

Budget Comparison Report

					Comparison 1	Comparison 1	%
					Budget	to Parent Budget	
Account Number		2020-2021	2021-2022	2022-2023	Parent Budget		
		Total Activity	Total Activity	YTD Activity Through Apr	2022-2023 FINAL	2022-2023 MID YEAR	Increase / (Decrease)
<a href="#">543-3470-60080</a>	UTILITIES	52.84	453.62	390.43	5,151.00	5,151.00	0.00 0.00%
<a href="#">543-3470-61010</a>	PROFESSIONAL SERVICES	0.00	632.55	432.07	569.00	569.00	0.00 0.00%
<a href="#">543-3470-61050</a>	TEMPORARY EMPLOYEE SERVICE	0.00	0.00	0.00	300.00	300.00	0.00 0.00%
<a href="#">543-3470-64040</a>	MISCELLANEOUS	496.64	2,662.42	0.00	6,185.00	6,185.00	0.00 0.00%
<a href="#">543-3470-66000</a>	TRANSFER OUT	1,488.00	2,065.00	1,032.50	2,171.00	2,171.00	0.00 0.00%
Total Expense:		2,037.48	5,813.59	1,855.00	19,179.00	19,179.00	0.00 0.00%
Total Fund: 543 - EUCLID SOUTH LLD:		16,839.54	12,246.31	7,622.84	-266.00	-266.00	0.00 0.00%
Fund: 544 - EUCLID NORTH LLD							
Revenue							
<a href="#">544-3475-41030</a>	DIRECT ASSESSMENTS	-25.40	0.00	7,777.50	15,516.00	15,516.00	0.00 0.00%
Total Revenue:		-25.40	0.00	7,777.50	15,516.00	15,516.00	0.00 0.00%
Expense							
<a href="#">544-3470-50010</a>	SALARIES- REGULAR	0.00	0.00	0.00	2,661.00	2,661.00	0.00 0.00%
<a href="#">544-3470-60080</a>	UTILITIES	0.00	0.00	0.00	3,548.00	3,548.00	0.00 0.00%
<a href="#">544-3470-61010</a>	PROFESSIONAL SERVICES	0.00	0.00	0.00	550.00	550.00	0.00 0.00%
<a href="#">544-3470-64040</a>	MISCELLANEOUS	0.00	0.00	0.00	4,260.00	4,260.00	0.00 0.00%
<a href="#">544-3470-66000</a>	TRANSFER OUT	0.00	0.00	0.00	1,495.00	1,495.00	0.00 0.00%
Total Expense:		0.00	0.00	0.00	12,514.00	12,514.00	0.00 0.00%
Total Fund: 544 - EUCLID NORTH LLD:		-25.40	0.00	7,777.50	3,002.00	3,002.00	0.00 0.00%
Fund: 550 - CENTRAL HUGHSON 2 - BAD							
Revenue							
<a href="#">550-3505-41030</a>	DIRECT ASSESSMENTS	8,223.92	8,180.22	5,151.21	8,227.00	8,227.00	0.00 0.00%
Total Revenue:		8,223.92	8,180.22	5,151.21	8,227.00	8,227.00	0.00 0.00%
Expense							
<a href="#">550-3505-50010</a>	SALARIES-REGULAR	0.00	7.20	5.67	6,444.00	6,444.00	0.00 0.00%
<a href="#">550-3505-51010</a>	PUBLIC EMPLOYEES RETIREMEN'	0.00	0.54	0.45	250.00	250.00	0.00 0.00%
<a href="#">550-3505-51020</a>	MEDICAL INSURANCE	0.00	1.48	1.26	400.00	400.00	0.00 0.00%
<a href="#">550-3505-51030</a>	UNEMPLOYMENT INSURANCE	0.00	0.00	0.02	40.00	40.00	0.00 0.00%
<a href="#">550-3505-51040</a>	WORKERS' COMPENSATION	220.15	217.23	256.84	250.00	250.00	0.00 0.00%
<a href="#">550-3505-51050</a>	LIFE INSURANCE	0.00	0.02	0.00	20.00	20.00	0.00 0.00%
<a href="#">550-3505-51060</a>	DENTAL INSURANCE	0.00	0.16	0.18	30.00	30.00	0.00 0.00%
<a href="#">550-3505-51070</a>	MEDICARE TAX	0.00	0.10	0.09	50.00	50.00	0.00 0.00%
<a href="#">550-3505-51080</a>	DEFERRED COMPENSATION	0.00	0.04	0.00	20.00	20.00	0.00 0.00%
<a href="#">550-3505-61010</a>	PROFESSIONAL SERVICES	59.16	793.43	541.46	715.00	715.00	0.00 0.00%
<a href="#">550-3505-61050</a>	TEMPORARY EMPLOYEE SERVICE	0.00	0.00	0.00	200.00	200.00	0.00 0.00%
<a href="#">550-3505-64040</a>	MISCELLANEOUS	827.38	1,567.11	5,133.00	5,999.00	5,999.00	0.00 0.00%

Budget Comparison Report

					Parent Budget	Comparison 1 Budget	Comparison 1 to Parent Budget	%
Account Number		2020-2021 Total Activity	2021-2022 Total Activity	2022-2023 YTD Activity Through Apr	2022-2023 FINAL	2022-2023 MID YEAR	Increase / (Decrease)	
<a href="#">550-3505-66000</a>	TRANSFER OUT	1,699.00	2,198.00	1,099.00	6,048.00	6,048.00	0.00	0.00%
	Total Expense:	2,805.69	4,785.31	7,037.97	20,466.00	20,466.00	0.00	0.00%
Total Fund: 550 - CENTRAL HUGHSON 2 - BAD:		5,418.23	3,394.91	-1,886.76	-12,239.00	-12,239.00	0.00	0.00%
Fund: 551 - FEATHERS GLEN - BAD								
Revenue								
<a href="#">551-3510-41030</a>	DIRECT ASSESSMENTS	11,651.00	12,190.28	6,750.00	12,563.00	12,563.00	0.00	0.00%
	Total Revenue:	11,651.00	12,190.28	6,750.00	12,563.00	12,563.00	0.00	0.00%
Expense								
<a href="#">551-3510-50010</a>	SALARIES-REGULAR	3,911.90	4,907.10	4,267.47	7,053.00	7,053.00	0.00	0.00%
<a href="#">551-3510-50030</a>	OVERTIME	223.46	273.59	272.58	300.00	300.00	0.00	0.00%
<a href="#">551-3510-51010</a>	PUBLIC EMPLOYEES RETIREMEN'	361.92	517.34	433.93	800.00	800.00	0.00	0.00%
<a href="#">551-3510-51020</a>	MEDICAL INSURANCE	681.40	1,294.19	1,147.35	1,400.00	1,400.00	0.00	0.00%
<a href="#">551-3510-51030</a>	UNEMPLOYMENT INSURANCE	24.82	30.52	14.92	70.00	70.00	0.00	0.00%
<a href="#">551-3510-51040</a>	WORKERS' COMPENSATION	850.91	959.98	1,135.09	1,100.00	1,100.00	0.00	0.00%
<a href="#">551-3510-51050</a>	LIFE INSURANCE	31.70	28.84	18.43	75.00	75.00	0.00	0.00%
<a href="#">551-3510-51060</a>	DENTAL INSURANCE	57.43	133.36	106.35	200.00	200.00	0.00	0.00%
<a href="#">551-3510-51070</a>	MEDICARE TAX	49.58	75.37	66.09	100.00	100.00	0.00	0.00%
<a href="#">551-3510-51075</a>	EMPLOYMENT TRAINING TAX (E'	0.00	0.03	0.66	0.00	0.00	0.00	0.00%
<a href="#">551-3510-51080</a>	DEFERRED COMPENSATION	21.38	34.07	25.78	50.00	50.00	0.00	0.00%
<a href="#">551-3510-61010</a>	PROFESSIONAL SERVICES	26.25	602.97	412.01	542.00	542.00	0.00	0.00%
<a href="#">551-3510-61050</a>	TEMPORARY EMPLOYEE SERVICE	806.10	1,103.56	1,290.97	1,459.00	1,459.00	0.00	0.00%
<a href="#">551-3510-64040</a>	MISCELLANEOUS	827.38	17.11	150.00	1,706.00	1,706.00	0.00	0.00%
<a href="#">551-3510-66000</a>	TRANSFER OUT	1,688.00	1,236.00	618.00	1,638.00	1,638.00	0.00	0.00%
	Total Expense:	9,562.23	11,214.03	9,959.63	16,493.00	16,493.00	0.00	0.00%
Total Fund: 551 - FEATHERS GLEN - BAD:		2,088.77	976.25	-3,209.63	-3,930.00	-3,930.00	0.00	0.00%
Fund: 552 - FONTANA RANCH NORTH BAD								
Revenue								
<a href="#">552-3515-41030</a>	DIRECT ASSESSMENTS	23,616.80	23,616.80	13,390.00	23,614.00	23,614.00	0.00	0.00%
	Total Revenue:	23,616.80	23,616.80	13,390.00	23,614.00	23,614.00	0.00	0.00%
Expense								
<a href="#">552-3515-50010</a>	SALARIES-REGULAR	1,470.86	1,849.14	1,607.28	7,011.00	7,011.00	0.00	0.00%
<a href="#">552-3515-50030</a>	OVERTIME	83.80	102.67	102.30	200.00	200.00	0.00	0.00%
<a href="#">552-3515-51010</a>	PUBLIC EMPLOYEES RETIREMEN'	136.30	194.76	163.17	300.00	300.00	0.00	0.00%
<a href="#">552-3515-51020</a>	MEDICAL INSURANCE	256.06	487.09	431.39	600.00	600.00	0.00	0.00%
<a href="#">552-3515-51030</a>	UNEMPLOYMENT INSURANCE	9.34	11.46	5.61	20.00	20.00	0.00	0.00%
<a href="#">552-3515-51040</a>	WORKERS' COMPENSATION	385.07	434.43	513.69	500.00	500.00	0.00	0.00%
<a href="#">552-3515-51050</a>	LIFE INSURANCE	11.82	10.62	6.92	30.00	30.00	0.00	0.00%

Budget Comparison Report

						Comparison 1	Comparison 1	
						Budget	to Parent Budget	%
		2020-2021	2021-2022	2022-2023	Parent Budget	2022-2023	Increase /	
Account Number		Total Activity	Total Activity	YTD Activity	2022-2023	MID YEAR	(Decrease)	
				Through Apr	FINAL			
<a href="#">552-3515-51060</a>	DENTAL INSURANCE	21.77	50.39	39.87	60.00	60.00	0.00	0.00%
<a href="#">552-3515-51070</a>	MEDICARE TAX	18.40	28.33	24.91	50.00	50.00	0.00	0.00%
<a href="#">552-3515-51075</a>	EMPLOYMENT TRAINING TAX (E	0.00	0.01	0.23	0.00	0.00	0.00	0.00%
<a href="#">552-3515-51080</a>	DEFERRED COMPENSATION	8.07	13.01	9.77	20.00	20.00	0.00	0.00%
<a href="#">552-3515-60080</a>	UTILITIES	0.00	0.00	0.00	6,492.00	6,492.00	0.00	0.00%
<a href="#">552-3515-61010</a>	PROFESSIONAL SERVICES	77.65	656.72	448.47	591.00	591.00	0.00	0.00%
<a href="#">552-3515-61050</a>	TEMPORARY EMPLOYEE SERVICE	302.53	414.13	484.45	547.00	547.00	0.00	0.00%
<a href="#">552-3515-64040</a>	MISCELLANEOUS	827.38	1,017.11	150.00	2,791.00	2,791.00	0.00	0.00%
<a href="#">552-3515-66000</a>	TRANSFER OUT	3,325.00	2,350.00	1,175.00	3,475.00	3,475.00	0.00	0.00%
Total Expense:		6,934.05	7,619.87	5,163.06	22,687.00	22,687.00	0.00	0.00%
Total Fund: 552 - FONTANA RANCH NORTH BAD:		16,682.75	15,996.93	8,226.94	927.00	927.00	0.00	0.00%
Fund: 553 - FONTANA RANCH SOUTH - BAD								
Revenue								
<a href="#">553-3520-41030</a>	DIRECT ASSESSMENTS	13,574.04	14,201.24	8,539.88	15,387.00	15,387.00	0.00	0.00%
Total Revenue:		13,574.04	14,201.24	8,539.88	15,387.00	15,387.00	0.00	0.00%
Expense								
<a href="#">553-3520-50010</a>	SALARIES-REGULAR	6,346.78	7,957.22	6,919.99	7,720.00	7,720.00	0.00	0.00%
<a href="#">553-3520-50030</a>	OVERTIME	362.44	443.93	442.20	500.00	500.00	0.00	0.00%
<a href="#">553-3520-51010</a>	PUBLIC EMPLOYEES RETIREMEN	587.26	839.14	703.95	1,300.00	1,300.00	0.00	0.00%
<a href="#">553-3520-51020</a>	MEDICAL INSURANCE	1,105.16	2,098.77	1,860.09	2,100.00	2,100.00	0.00	0.00%
<a href="#">553-3520-51030</a>	UNEMPLOYMENT INSURANCE	40.29	49.56	24.20	150.00	150.00	0.00	0.00%
<a href="#">553-3520-51040</a>	WORKERS' COMPENSATION	1,391.27	1,569.58	1,855.90	1,800.00	1,800.00	0.00	0.00%
<a href="#">553-3520-51050</a>	LIFE INSURANCE	51.43	46.72	29.90	150.00	150.00	0.00	0.00%
<a href="#">553-3520-51060</a>	DENTAL INSURANCE	93.44	216.16	171.98	300.00	300.00	0.00	0.00%
<a href="#">553-3520-51070</a>	MEDICARE TAX	80.44	121.94	107.20	300.00	300.00	0.00	0.00%
<a href="#">553-3520-51075</a>	EMPLOYMENT TRAINING TAX (E	0.00	0.06	1.13	0.00	0.00	0.00	0.00%
<a href="#">553-3520-51080</a>	DEFERRED COMPENSATION	34.73	55.31	41.80	75.00	75.00	0.00	0.00%
<a href="#">553-3520-60080</a>	UTILITIES	0.00	0.00	0.00	0.00	0.00	0.00	0.00%
<a href="#">553-3520-61010</a>	PROFESSIONAL SERVICES	39.01	617.95	422.04	556.00	556.00	0.00	0.00%
<a href="#">553-3520-61050</a>	TEMPORARY EMPLOYEE SERVICE	1,307.81	1,790.38	2,094.31	2,366.00	2,366.00	0.00	0.00%
<a href="#">553-3520-64040</a>	MISCELLANEOUS	827.38	517.11	100.00	1,407.00	1,407.00	0.00	0.00%
<a href="#">553-3520-66000</a>	TRANSFER OUT	3,272.00	1,374.00	687.00	1,949.00	1,949.00	0.00	0.00%
Total Expense:		15,539.44	17,697.83	15,461.69	20,673.00	20,673.00	0.00	0.00%
Total Fund: 553 - FONTANA RANCH SOUTH - BAD:		-1,965.40	-3,496.59	-6,921.81	-5,286.00	-5,286.00	0.00	0.00%

## Budget Comparison Report

					Comparison 1 Budget	Comparison 1 to Parent Budget	%
					Parent Budget		
Account Number		2020-2021 Total Activity	2021-2022 Total Activity	2022-2023 YTD Activity Through Apr	2022-2023 FINAL	2022-2023 MID YEAR	Increase / (Decrease)
<b>Fund: 554 - STERLING GLEN 3 - BAD</b>							
<b>Revenue</b>							
<a href="#">554-3525-41030</a>	DIRECT ASSESSMENTS	15,797.68	16,532.82	9,004.83	17,591.00	17,591.00	0.00
	<b>Total Revenue:</b>	<b>15,797.68</b>	<b>16,532.82</b>	<b>9,004.83</b>	<b>17,591.00</b>	<b>17,591.00</b>	<b>0.00</b>
<b>Expense</b>							
<a href="#">554-3525-50010</a>	SALARIES-REGULAR	1,950.75	2,447.68	2,127.73	4,110.00	4,110.00	0.00
<a href="#">554-3525-50030</a>	OVERTIME	111.43	136.67	136.10	200.00	200.00	0.00
<a href="#">554-3525-51010</a>	PUBLIC EMPLOYEES RETIREMEN'	179.83	258.55	216.09	400.00	400.00	0.00
<a href="#">554-3525-51020</a>	MEDICAL INSURANCE	340.21	646.23	575.41	700.00	700.00	0.00
<a href="#">554-3525-51030</a>	UNEMPLOYMENT INSURANCE	12.48	15.46	7.48	40.00	40.00	0.00
<a href="#">554-3525-51040</a>	WORKERS' COMPENSATION	465.82	525.55	621.41	600.00	600.00	0.00
<a href="#">554-3525-51050</a>	LIFE INSURANCE	15.57	16.44	11.30	50.00	50.00	0.00
<a href="#">554-3525-51060</a>	DENTAL INSURANCE	28.14	65.48	51.11	100.00	100.00	0.00
<a href="#">554-3525-51070</a>	MEDICARE TAX	24.95	37.28	31.68	70.00	70.00	0.00
<a href="#">554-3525-51075</a>	EMPLOYMENT TRAINING TAX (E'	0.00	0.02	0.82	0.00	0.00	0.00
<a href="#">554-3525-51080</a>	DEFERRED COMPENSATION	12.01	16.77	12.00	30.00	30.00	0.00
<a href="#">554-3525-61010</a>	PROFESSIONAL SERVICES	49.73	637.61	435.72	573.00	573.00	0.00
<a href="#">554-3525-61050</a>	TEMPORARY EMPLOYEE SERVICE	402.13	550.52	643.98	727.00	727.00	0.00
<a href="#">554-3525-64040</a>	MISCELLANEOUS	1,827.38	17.11	150.10	13,434.00	13,434.00	0.00
<a href="#">554-3525-66000</a>	TRANSFER OUT	2,579.00	2,471.00	1,235.50	3,241.00	3,241.00	0.00
<a href="#">554-3525-70050</a>	OTHER EQUIPMENT	0.00	0.00	0.00	0.00	0.00	0.00
	<b>Total Expense:</b>	<b>7,999.43</b>	<b>7,842.37</b>	<b>6,256.43</b>	<b>24,275.00</b>	<b>24,275.00</b>	<b>0.00</b>
<b>Total Fund: 554 - STERLING GLEN 3 - BAD:</b>		<b>7,798.25</b>	<b>8,690.45</b>	<b>2,748.40</b>	<b>-6,684.00</b>	<b>-6,684.00</b>	<b>0.00</b>
<b>Fund: 555 - EUCLID SOUTH - BAD</b>							
<b>Revenue</b>							
<a href="#">555-3470-41030</a>	DIRECT ASSESSMENTS	17,299.66	19,710.38	9,874.59	19,707.00	19,707.00	0.00
	<b>Total Revenue:</b>	<b>17,299.66</b>	<b>19,710.38</b>	<b>9,874.59</b>	<b>19,707.00</b>	<b>19,707.00</b>	<b>0.00</b>
<b>Expense</b>							
<a href="#">555-3470-50010</a>	SALARIES-REGULAR	0.00	0.00	0.00	3,863.00	3,863.00	0.00
<a href="#">555-3470-51010</a>	PUBLIC EMPLOYEES RETIREMEN'	0.00	0.00	0.00	800.00	800.00	0.00
<a href="#">555-3470-51020</a>	MEDICAL INSURANCE	0.00	0.00	0.00	1,400.00	1,400.00	0.00
<a href="#">555-3470-51030</a>	UNEMPLOYMENT INSURANCE	0.00	0.00	0.00	70.00	70.00	0.00
<a href="#">555-3470-51040</a>	WORKERS' COMPENSATION	0.00	0.00	0.00	1,100.00	1,100.00	0.00
<a href="#">555-3470-51050</a>	LIFE INSURANCE	0.00	0.00	0.00	75.00	75.00	0.00
<a href="#">555-3470-51060</a>	DENTAL INSURANCE	0.00	0.00	0.00	100.00	100.00	0.00
<a href="#">555-3470-51070</a>	MEDICARE TAX	0.00	0.00	0.00	100.00	100.00	0.00
<a href="#">555-3470-51080</a>	DEFERRED COMPENSATION	0.00	0.00	0.00	50.00	50.00	0.00
<a href="#">555-3470-60080</a>	UTILITIES	84.60	0.00	0.00	3,326.00	3,326.00	0.00

## Budget Comparison Report

					Parent Budget	Comparison 1 Budget	Comparison 1 to Parent Budget	%
Account Number		2020-2021 Total Activity	2021-2022 Total Activity	2022-2023 YTD Activity Through Apr	2022-2023 FINAL	2022-2023 MID YEAR	Increase / (Decrease)	
<a href="#">555-3470-61010</a>	PROFESSIONAL SERVICES	288.79	632.55	432.07	569.00	569.00	0.00	0.00%
<a href="#">555-3470-61050</a>	TEMPORARY EMPLOYEE SERVICE	0.00	0.00	0.00	100.00	100.00	0.00	0.00%
<a href="#">555-3470-64040</a>	MISCELLANEOUS	500.83	0.00	0.00	1,734.00	1,734.00	0.00	0.00%
<a href="#">555-3470-66000</a>	TRANSFER OUT	2,283.00	1,316.00	658.00	2,150.00	2,150.00	0.00	0.00%
	<b>Total Expense:</b>	<b>3,157.22</b>	<b>1,948.55</b>	<b>1,090.07</b>	<b>15,437.00</b>	<b>15,437.00</b>	<b>0.00</b>	<b>0.00%</b>
<b>Total Fund: 555 - EUCLID SOUTH - BAD:</b>		<b>14,142.44</b>	<b>17,761.83</b>	<b>8,784.52</b>	<b>4,270.00</b>	<b>4,270.00</b>	<b>0.00</b>	<b>0.00%</b>
<b>Fund: 556 - EUCLID NORTH -BAD</b>								
<b>Revenue</b>								
<a href="#">556-3475-41030</a>	DIRECT ASSESSMENTS	-25.40	0.00	6,602.50	13,167.00	13,167.00	0.00	0.00%
	<b>Total Revenue:</b>	<b>-25.40</b>	<b>0.00</b>	<b>6,602.50</b>	<b>13,167.00</b>	<b>13,167.00</b>	<b>0.00</b>	<b>0.00%</b>
<b>Expense</b>								
<a href="#">556-3470-50010</a>	SALARIES- REGULAR	0.00	0.00	0.00	2,661.00	2,661.00	0.00	0.00%
<a href="#">556-3470-60080</a>	UTILITIES	0.00	0.00	0.00	2,291.00	2,291.00	0.00	0.00%
<a href="#">556-3470-64040</a>	MISCELLANEOUS	0.00	0.00	0.00	1,607.00	1,607.00	0.00	0.00%
<a href="#">556-3470-66000</a>	TRANSFER OUT	0.00	0.00	0.00	1,556.00	1,556.00	0.00	0.00%
	<b>Total Expense:</b>	<b>0.00</b>	<b>0.00</b>	<b>0.00</b>	<b>8,115.00</b>	<b>8,115.00</b>	<b>0.00</b>	<b>0.00%</b>
<b>Total Fund: 556 - EUCLID NORTH -BAD:</b>		<b>-25.40</b>	<b>0.00</b>	<b>6,602.50</b>	<b>5,052.00</b>	<b>5,052.00</b>	<b>0.00</b>	<b>0.00%</b>
<b>Fund: 560 - PROVINCE PLACE COMMUNITY FACILITIES DISTRICT</b>								
<b>Revenue</b>								
<a href="#">560-3605-41030</a>	DIRECT ASSESSMENTS	16,116.63	18,352.86	9,611.79	19,180.00	19,180.00	0.00	0.00%
	<b>Total Revenue:</b>	<b>16,116.63</b>	<b>18,352.86</b>	<b>9,611.79</b>	<b>19,180.00</b>	<b>19,180.00</b>	<b>0.00</b>	<b>0.00%</b>
<b>Expense</b>								
<a href="#">560-3605-50010</a>	SALARIES-REGULAR	0.00	0.00	0.00	1,029.00	1,029.00	0.00	0.00%
<a href="#">560-3605-50030</a>	OVERTIME	0.00	0.00	0.00	100.00	100.00	0.00	0.00%
<a href="#">560-3605-51010</a>	PUBLIC EMPLOYEES RETIREMEN'	0.00	0.00	0.00	200.00	200.00	0.00	0.00%
<a href="#">560-3605-51020</a>	MEDICAL INSURANCE	0.00	0.00	0.00	300.00	300.00	0.00	0.00%
<a href="#">560-3605-51030</a>	UNEMPLOYMENT INSURANCE	0.00	0.00	0.00	200.00	200.00	0.00	0.00%
<a href="#">560-3605-51040</a>	WORKERS' COMPENSATION	211.22	238.14	281.72	200.00	200.00	0.00	0.00%
<a href="#">560-3605-51050</a>	LIFE INSURANCE	0.00	0.00	0.00	100.00	100.00	0.00	0.00%
<a href="#">560-3605-51060</a>	DENTAL INSURANCE	0.00	0.00	0.00	200.00	200.00	0.00	0.00%
<a href="#">560-3605-51070</a>	MEDICARE TAX	0.00	0.00	0.00	200.00	200.00	0.00	0.00%
<a href="#">560-3605-51080</a>	DEFERRED COMPENSATION	0.00	0.00	0.00	100.00	100.00	0.00	0.00%
<a href="#">560-3605-60080</a>	UTILITIES	369.92	369.84	285.80	1,000.00	1,000.00	0.00	0.00%
<a href="#">560-3605-61010</a>	PROFESSIONAL SERVICES	0.00	599.20	409.28	539.00	539.00	0.00	0.00%
<a href="#">560-3605-61050</a>	TEMPORARY EMPLOYEE SERVICE	0.00	0.00	0.00	100.00	100.00	0.00	0.00%
<a href="#">560-3605-64040</a>	MISCELLANEOUS	496.64	1,736.13	0.00	11,054.00	11,054.00	0.00	0.00%

Budget Comparison Report

					Comparison 1	Comparison 1		
					Budget	to Parent Budget		
					Parent Budget			
		2020-2021	2021-2022	2022-2023	2022-2023	2022-2023	Increase /	%
		Total Activity	Total Activity	YTD Activity	FINAL	MID YEAR	(Decrease)	
				Through Apr				
Account Number								
<a href="#">560-3605-66000</a>	TRANSFER OUT	1,500.00	9,450.00	4,725.00	6,587.00	6,587.00	0.00	0.00%
	Total Expense:	2,577.78	12,393.31	5,701.80	21,909.00	21,909.00	0.00	0.00%
Total Fund: 560 - PROVINCE PLACE COMMUNITY FACILITIES DISTR..		13,538.85	5,959.55	3,909.99	-2,729.00	-2,729.00	0.00	0.00%
	Report Total:	9,226,869.50	3,607,484.06	1,098,548.29	2,087,744.26	961,184.26	-1,126,560.00	-53.96%

Budget Comparison Report

Group Summary

				Parent Budget	Comparison 1 Budget	Comparison 1 to Parent Budget	%
Account Typ...	2020-2021 Total Activity	2021-2022 Total Activity	2022-2023 YTD Activity Through Apr	2022-2023 FINAL	2022-2023 MID YEAR	Increase / (Decrease)	
<b>Fund: 210 - SEWER</b>							
Revenue	2,631,874.54	2,355,201.50	2,023,401.10	2,632,516.00	2,632,516.00	0.00	0.00%
Expense	2,183,094.94	2,117,538.04	1,457,320.62	2,632,516.00	2,614,637.00	-17,879.00	-0.68%
<b>Total Fund: 210 - SEWER:</b>	<b>448,779.60</b>	<b>237,663.46</b>	<b>566,080.48</b>	<b>0.00</b>	<b>17,879.00</b>	<b>17,879.00</b>	<b>0.00%</b>
<b>Fund: 215 - SEWER FIXED ASSET REPLACEMENT</b>							
Revenue	291,178.15	272,446.33	142,473.10	284,850.00	284,850.00	0.00	0.00%
Expense	1,071,920.75	47,073.47	702,809.82	1,525,824.00	1,525,824.00	0.00	0.00%
<b>Total Fund: 215 - SEWER FIXED ASSET REPLACEMENT:</b>	<b>-780,742.60</b>	<b>225,372.86</b>	<b>-560,336.72</b>	<b>-1,240,974.00</b>	<b>-1,240,974.00</b>	<b>0.00</b>	<b>0.00%</b>
<b>Fund: 220 - SEWER CAPACITY FEE</b>							
Revenue	771,966.38	659,491.39	446,204.80	1,485,540.00	685,540.00	-800,000.00	-53.85%
Expense	3,200,413.14	4,461.40	162.50	266,516.00	266,516.00	0.00	0.00%
<b>Total Fund: 220 - SEWER CAPACITY FEE:</b>	<b>-2,428,446.76</b>	<b>655,029.99</b>	<b>446,042.30</b>	<b>1,219,024.00</b>	<b>419,024.00</b>	<b>-800,000.00</b>	<b>-65.63%</b>
<b>Fund: 225 - WWTP EXPANSION</b>							
Revenue	3,740,116.38	480,499.67	271,009.33	591,137.00	615,707.00	24,570.00	4.16%
Expense	168,657.83	106,673.79	0.00	101,830.00	101,830.00	0.00	0.00%
<b>Total Fund: 225 - WWTP EXPANSION:</b>	<b>3,571,458.55</b>	<b>373,825.88</b>	<b>271,009.33</b>	<b>489,307.00</b>	<b>513,877.00</b>	<b>24,570.00</b>	<b>5.02%</b>
<b>Fund: 240 - WATER</b>							
Revenue	4,572,205.69	2,127,843.98	1,727,497.58	2,144,100.00	2,147,100.00	3,000.00	0.14%
Expense	1,339,780.05	1,677,521.51	902,225.18	1,530,124.00	1,591,493.00	61,369.00	4.01%
<b>Total Fund: 240 - WATER:</b>	<b>3,232,425.64</b>	<b>450,322.47</b>	<b>825,272.40</b>	<b>613,976.00</b>	<b>555,607.00</b>	<b>-58,369.00</b>	<b>-9.51%</b>
<b>Fund: 245 - WATER TCP123</b>							
Revenue	2,810,492.15	999,900.00	1,000,000.00	1,000,000.00	1,000,000.00	0.00	0.00%
Expense	17,222.28	145,796.28	20,684.85	159,504.00	159,504.00	0.00	0.00%
<b>Total Fund: 245 - WATER TCP123:</b>	<b>2,793,269.87</b>	<b>854,103.72</b>	<b>979,315.15</b>	<b>840,496.00</b>	<b>840,496.00</b>	<b>0.00</b>	<b>0.00%</b>
<b>Fund: 250 - WATER CAPACITY FEE</b>							
Revenue	212,958.25	190,663.00	161,627.50	410,724.00	410,724.00	0.00	0.00%
Expense	4,845.43	4,461.40	162.50	10,000.00	10,000.00	0.00	0.00%
<b>Total Fund: 250 - WATER CAPACITY FEE:</b>	<b>208,112.82</b>	<b>186,201.60</b>	<b>161,465.00</b>	<b>400,724.00</b>	<b>400,724.00</b>	<b>0.00</b>	<b>0.00%</b>
<b>Fund: 255 - WATER FIXED ASSET REPLACEMENT</b>							
Revenue	2,762,646.91	2,681,396.89	92,281.93	5,585,482.00	5,585,482.00	0.00	0.00%
Expense	2,391,032.31	3,841,841.79	2,015,881.82	5,873,314.00	5,873,314.00	0.00	0.00%
<b>Total Fund: 255 - WATER FIXED ASSET REPLACEMENT:</b>	<b>371,614.60</b>	<b>-1,160,444.90</b>	<b>-1,923,599.89</b>	<b>-287,832.00</b>	<b>-287,832.00</b>	<b>0.00</b>	<b>0.00%</b>
<b>Fund: 270 - COMMUNITY/SENIOR CENTER</b>							
Revenue	11,710.00	26,708.96	9,144.34	25,500.00	156,829.00	131,329.00	515.02%
Expense	33,377.14	18,531.60	14,186.73	21,250.00	152,579.00	131,329.00	618.02%



# Budget Comparison Report

Account Typ...	2020-2021 Total Activity	2021-2022 Total Activity	2022-2023 YTD Activity Through Apr	Parent Budget	Comparison 1 Budget	Comparison 1 to Parent Budget	%
				2022-2023 FINAL	2022-2023 MID YEAR	Increase / (Decrease)	
<b>Total Fund: 270 - COMMUNITY/SENIOR CENTER:</b>	<b>-21,667.14</b>	<b>8,177.36</b>	<b>-5,042.39</b>	<b>4,250.00</b>	<b>4,250.00</b>	<b>0.00</b>	<b>0.00%</b>
<b>Fund: 280 - USF COMMUNITY CENTER</b>							
Revenue	14,467.00	6,634.00	1,435.00	1,000.00	1,000.00	0.00	0.00%
Expense	12,501.66	9,190.51	4,533.26	13,020.00	13,020.00	0.00	0.00%
<b>Total Fund: 280 - USF COMMUNITY CENTER:</b>	<b>1,965.34</b>	<b>-2,556.51</b>	<b>-3,098.26</b>	<b>-12,020.00</b>	<b>-12,020.00</b>	<b>0.00</b>	<b>0.00%</b>
<b>Fund: 310 - GARBAGE</b>							
Revenue	566,579.90	742,496.51	757,908.69	935,000.00	935,000.00	0.00	0.00%
Expense	560,903.92	734,135.16	596,965.07	935,000.00	935,000.00	0.00	0.00%
<b>Total Fund: 310 - GARBAGE:</b>	<b>5,675.98</b>	<b>8,361.35</b>	<b>160,943.62</b>	<b>0.00</b>	<b>0.00</b>	<b>0.00</b>	<b>0.00%</b>
<b>Fund: 320 - GAS TAX 2103</b>							
Revenue	48,893.14	57,369.25	44,287.08	65,643.00	65,643.00	0.00	0.00%
Expense	14,827.22	38,600.00	1,800.00	38,600.00	38,600.00	0.00	0.00%
<b>Total Fund: 320 - GAS TAX 2103:</b>	<b>34,065.92</b>	<b>18,769.25</b>	<b>42,487.08</b>	<b>27,043.00</b>	<b>27,043.00</b>	<b>0.00</b>	<b>0.00%</b>
<b>Fund: 321 - GAS TAX 2105</b>							
Revenue	37,180.82	40,604.55	29,065.18	45,478.00	45,478.00	0.00	0.00%
Expense	24,291.16	21,084.63	13,319.92	25,500.00	25,500.00	0.00	0.00%
<b>Total Fund: 321 - GAS TAX 2105:</b>	<b>12,889.66</b>	<b>19,519.92</b>	<b>15,745.26</b>	<b>19,978.00</b>	<b>19,978.00</b>	<b>0.00</b>	<b>0.00%</b>
<b>Fund: 322 - GAS TAX 2106</b>							
Revenue	26,005.87	28,418.10	20,235.35	30,642.00	30,642.00	0.00	0.00%
Expense	45,157.99	43,767.48	36,221.26	30,000.00	30,000.00	0.00	0.00%
<b>Total Fund: 322 - GAS TAX 2106:</b>	<b>-19,152.12</b>	<b>-15,349.38</b>	<b>-15,985.91</b>	<b>642.00</b>	<b>642.00</b>	<b>0.00</b>	<b>0.00%</b>
<b>Fund: 323 - GAS TAX 2107</b>							
Revenue	50,311.92	48,563.10	39,280.55	71,291.00	71,291.00	0.00	0.00%
Expense	46,645.49	47,694.61	29,555.63	48,000.00	48,000.00	0.00	0.00%
<b>Total Fund: 323 - GAS TAX 2107:</b>	<b>3,666.43</b>	<b>868.49</b>	<b>9,724.92</b>	<b>23,291.00</b>	<b>23,291.00</b>	<b>0.00</b>	<b>0.00%</b>
<b>Fund: 324 - GAS TAX 2107.5</b>							
Revenue	2,000.00	2,000.00	2,000.00	2,000.00	2,000.00	0.00	0.00%
Expense	1,000.00	1,000.00	500.00	1,000.00	1,000.00	0.00	0.00%
<b>Total Fund: 324 - GAS TAX 2107.5:</b>	<b>1,000.00</b>	<b>1,000.00</b>	<b>1,500.00</b>	<b>1,000.00</b>	<b>1,000.00</b>	<b>0.00</b>	<b>0.00%</b>
<b>Fund: 325 - MEASURE L SALES TAX - ROADS</b>							
Revenue	446,566.78	501,958.24	296,560.63	390,000.00	390,000.00	0.00	0.00%
Expense	6,765.50	14,396.80	4,012.50	0.00	0.00	0.00	0.00%
<b>Total Fund: 325 - MEASURE L SALES TAX - ROADS:</b>	<b>439,801.28</b>	<b>487,561.44</b>	<b>292,548.13</b>	<b>390,000.00</b>	<b>390,000.00</b>	<b>0.00</b>	<b>0.00%</b>
<b>Fund: 326 - SB 1-ROADS MAINTENANCE REHABILITATION</b>							
Revenue	145,031.93	148,104.41	130,104.96	161,719.00	161,719.00	0.00	0.00%
Expense	16,341.84	8,741.50	27,281.34	270,548.00	270,548.00	0.00	0.00%

# Budget Comparison Report

Account Typ...	2020-2021 Total Activity	2021-2022 Total Activity	2022-2023 YTD Activity Through Apr	Parent Budget	Comparison 1 Budget	Comparison 1 to Parent Budget	%
				2022-2023 FINAL	2022-2023 MID YEAR	Increase / (Decrease)	
<b>Total Fund: 326 - SB 1-ROADS MAINTENANCE REHABILITATION:</b>	<b>128,690.09</b>	<b>139,362.91</b>	<b>102,823.62</b>	<b>-108,829.00</b>	<b>-108,829.00</b>	<b>0.00</b>	<b>0.00%</b>
<b>Fund: 370 - COMMUNITY ENHANCEMENT DEV IMPACT FEE</b>							
Revenue	54,650.36	46,561.53	29,229.58	108,864.00	108,864.00	0.00	0.00%
Expense	2,138.50	4,461.40	0.00	10,000.00	10,000.00	0.00	0.00%
<b>Total Fund: 370 - COMMUNITY ENHANCEMENT DEV IMPACT FEE:</b>	<b>52,511.86</b>	<b>42,100.13</b>	<b>29,229.58</b>	<b>98,864.00</b>	<b>98,864.00</b>	<b>0.00</b>	<b>0.00%</b>
<b>Fund: 371 - TRENCH CUT FUND</b>							
Revenue	116.80	219,000.00	0.00	0.00	0.00	0.00	0.00%
<b>Total Fund: 371 - TRENCH CUT FUND:</b>	<b>116.80</b>	<b>219,000.00</b>	<b>0.00</b>	<b>0.00</b>	<b>0.00</b>	<b>0.00</b>	<b>0.00%</b>
<b>Fund: 372 - IT RESERVE</b>							
Revenue	10,047.96	14,724.85	7,496.82	15,000.00	15,000.00	0.00	0.00%
Expense	1,919.41	3,157.90	10,843.52	21,200.00	21,200.00	0.00	0.00%
<b>Total Fund: 372 - IT RESERVE:</b>	<b>8,128.55</b>	<b>11,566.95</b>	<b>-3,346.70</b>	<b>-6,200.00</b>	<b>-6,200.00</b>	<b>0.00</b>	<b>0.00%</b>
<b>Fund: 374 - DIABILITY ACCESS AND EDUCATION</b>							
Revenue	1,439.82	1,234.62	950.76	1,200.00	1,200.00	0.00	0.00%
<b>Total Fund: 374 - DIABILITY ACCESS AND EDUCATION:</b>	<b>1,439.82</b>	<b>1,234.62</b>	<b>950.76</b>	<b>1,200.00</b>	<b>1,200.00</b>	<b>0.00</b>	<b>0.00%</b>
<b>Fund: 380 - CORONAVIRUS LOCAL FISCAL RECOVERY FUND</b>							
Expense	0.00	61,703.86	537,492.13	488,555.74	716,895.74	228,340.00	46.74%
<b>Total Fund: 380 - CORONAVIRUS LOCAL FISCAL RECOVERY FUND:</b>	<b>0.00</b>	<b>61,703.86</b>	<b>537,492.13</b>	<b>488,555.74</b>	<b>716,895.74</b>	<b>228,340.00</b>	<b>46.74%</b>
<b>Fund: 383 - VEHICLE ABATEMENT</b>							
Revenue	21,740.18	19,183.24	20,651.25	20,000.00	20,000.00	0.00	0.00%
Expense	10,000.00	20,000.00	10,000.00	20,000.00	20,000.00	0.00	0.00%
<b>Total Fund: 383 - VEHICLE ABATEMENT:</b>	<b>11,740.18</b>	<b>-816.76</b>	<b>10,651.25</b>	<b>0.00</b>	<b>0.00</b>	<b>0.00</b>	<b>0.00%</b>
<b>Fund: 384 - SUPPLEMENTAL LAW ENFORCEMENT SERVICE FUND</b>							
Revenue	171,375.72	135,066.29	87,707.57	150,000.00	150,000.00	0.00	0.00%
Expense	9,909.91	121,740.18	19,014.04	134,700.00	212,800.00	78,100.00	57.98%
<b>Total Fund: 384 - SUPPLEMENTAL LAW ENFORCEMENT SERVICE F...</b>	<b>161,465.81</b>	<b>13,326.11</b>	<b>68,693.53</b>	<b>15,300.00</b>	<b>-62,800.00</b>	<b>-78,100.00</b>	<b>-510.46%</b>
<b>Fund: 392 - 94-STBG-799 HOUSING REHAB</b>							
Revenue	1,279.27	1,565.33	414.55	1,000.00	1,000.00	0.00	0.00%
<b>Total Fund: 392 - 94-STBG-799 HOUSING REHAB:</b>	<b>1,279.27</b>	<b>1,565.33</b>	<b>414.55</b>	<b>1,000.00</b>	<b>1,000.00</b>	<b>0.00</b>	<b>0.00%</b>
<b>Fund: 394 - 96-STBG-1013 REHAB</b>							
Revenue	277.40	-517.33	-1.28	0.00	0.00	0.00	0.00%
<b>Total Fund: 394 - 96-STBG-1013 REHAB:</b>	<b>277.40</b>	<b>-517.33</b>	<b>-1.28</b>	<b>0.00</b>	<b>0.00</b>	<b>0.00</b>	<b>0.00%</b>
<b>Fund: 410 - LOCAL TRANSPORATION</b>							
Expense	0.00	0.00	0.00	0.00	0.00	0.00	0.00%
<b>Total Fund: 410 - LOCAL TRANSPORATION:</b>	<b>0.00</b>	<b>0.00</b>	<b>0.00</b>	<b>0.00</b>	<b>0.00</b>	<b>0.00</b>	<b>0.00%</b>

# Budget Comparison Report

Account Typ...	2020-2021 Total Activity	2021-2022 Total Activity	2022-2023 YTD Activity Through Apr	Parent Budget	Comparison 1 Budget	Comparison 1 to Parent Budget	%
				2022-2023 FINAL	2022-2023 MID YEAR	Increase / (Decrease)	
<b>Fund: 420 - TRANSPORTATION STREET PROJECTS</b>							
Revenue	0.00	487.00	892.10	0.00	0.00	0.00	0.00%
Expense	5,820.01	0.00	450.00	0.00	0.00	0.00	0.00%
<b>Total Fund: 420 - TRANSPORTATION STREET PROJECTS:</b>	<b>-5,820.01</b>	<b>487.00</b>	<b>442.10</b>	<b>0.00</b>	<b>0.00</b>	<b>0.00</b>	<b>0.00%</b>
<b>Fund: 425 - PUBLIC WORKS STREET PROJECTS - CDBG</b>							
Revenue	-161.32	37,151.32	0.00	0.00	0.00	0.00	0.00%
Expense	28,362.41	868.71	13,462.50	0.00	0.00	0.00	0.00%
<b>Total Fund: 425 - PUBLIC WORKS STREET PROJECTS - CDBG:</b>	<b>-28,523.73</b>	<b>36,282.61</b>	<b>-13,462.50</b>	<b>0.00</b>	<b>0.00</b>	<b>0.00</b>	<b>0.00%</b>
<b>Fund: 450 - STORM DRAIN DEV IMPACT FEE</b>							
Revenue	162,704.97	133,196.18	92,311.38	303,912.00	303,912.00	0.00	0.00%
Expense	2,138.50	4,461.40	19,436.85	240,129.00	240,129.00	0.00	0.00%
<b>Total Fund: 450 - STORM DRAIN DEV IMPACT FEE:</b>	<b>160,566.47</b>	<b>128,734.78</b>	<b>72,874.53</b>	<b>63,783.00</b>	<b>63,783.00</b>	<b>0.00</b>	<b>0.00%</b>
<b>Fund: 451 - PUBLIC FACILITY DEV IMPACT FEE</b>							
Revenue	191,004.83	142,303.11	92,155.01	50,000.00	50,000.00	0.00	0.00%
Expense	21,342.86	23,764.56	4,150.00	0.00	4,200.00	4,200.00	0.00%
<b>Total Fund: 451 - PUBLIC FACILITY DEV IMPACT FEE:</b>	<b>169,661.97</b>	<b>118,538.55</b>	<b>88,005.01</b>	<b>50,000.00</b>	<b>45,800.00</b>	<b>-4,200.00</b>	<b>-8.40%</b>
<b>Fund: 452 - PUBLIC FACILITY STREETS DEV IMPACT FEE</b>							
Revenue	232,520.25	196,848.00	118,929.00	240,000.00	240,000.00	0.00	0.00%
Expense	2,138.50	4,461.46	0.00	10,000.00	10,000.00	0.00	0.00%
<b>Total Fund: 452 - PUBLIC FACILITY STREETS DEV IMPACT FEE:</b>	<b>230,381.75</b>	<b>192,386.54</b>	<b>118,929.00</b>	<b>230,000.00</b>	<b>230,000.00</b>	<b>0.00</b>	<b>0.00%</b>
<b>Fund: 453 - PARK DEV IMPACT FEE</b>							
Revenue	150,760.98	119,724.93	77,336.88	75,000.00	75,000.00	0.00	0.00%
Expense	2,138.50	8,661.40	290,382.17	310,965.00	310,965.00	0.00	0.00%
<b>Total Fund: 453 - PARK DEV IMPACT FEE:</b>	<b>148,622.48</b>	<b>111,063.53</b>	<b>-213,045.29</b>	<b>-235,965.00</b>	<b>-235,965.00</b>	<b>0.00</b>	<b>0.00%</b>
<b>Fund: 454 - PARKLAND IN LIEU</b>							
Revenue	114,731.20	95,044.49	57,733.45	100,000.00	100,000.00	0.00	0.00%
Expense	2,138.50	4,461.39	0.00	10,000.00	10,000.00	0.00	0.00%
<b>Total Fund: 454 - PARKLAND IN LIEU:</b>	<b>112,592.70</b>	<b>90,583.10</b>	<b>57,733.45</b>	<b>90,000.00</b>	<b>90,000.00</b>	<b>0.00</b>	<b>0.00%</b>
<b>Fund: 520 - RDA SUCCESSOR AGENCY</b>							
Revenue	320,486.05	364,089.06	291,302.67	291,600.00	291,600.00	0.00	0.00%
Expense	217,511.27	185,756.37	241,281.14	291,600.00	291,600.00	0.00	0.00%
<b>Total Fund: 520 - RDA SUCCESSOR AGENCY:</b>	<b>102,974.78</b>	<b>178,332.69</b>	<b>50,021.53</b>	<b>0.00</b>	<b>0.00</b>	<b>0.00</b>	<b>0.00%</b>
<b>Fund: 530 - BRITTANY WOODS- LLD</b>							
Revenue	8,022.00	8,022.00	4,340.00	8,018.00	8,018.00	0.00	0.00%
Expense	9,777.91	10,393.16	8,407.21	14,616.00	14,616.00	0.00	0.00%
<b>Total Fund: 530 - BRITTANY WOODS- LLD:</b>	<b>-1,755.91</b>	<b>-2,371.16</b>	<b>-4,067.21</b>	<b>-6,598.00</b>	<b>-6,598.00</b>	<b>0.00</b>	<b>0.00%</b>

## Budget Comparison Report

Account Typ...	2020-2021 Total Activity	2021-2022 Total Activity	2022-2023 YTD Activity Through Apr	Parent Budget	Comparison 1 Budget	Comparison 1 to Parent Budget	%
				2022-2023 FINAL	2022-2023 MID YEAR	Increase / (Decrease)	
Fund: 531 - CENTRAL HUGHSON 2- LLD							
Revenue	14,579.44	14,579.44	7,461.66	14,576.00	14,576.00	0.00	0.00%
Expense	6,711.69	13,188.68	6,361.39	19,503.00	19,503.00	0.00	0.00%
Total Fund: 531 - CENTRAL HUGHSON 2- LLD:	7,867.75	1,390.76	1,100.27	-4,927.00	-4,927.00	0.00	0.00%
Fund: 532 - FEATHERS GLEN LLD							
Revenue	19,796.48	20,711.24	11,762.55	21,920.00	21,920.00	0.00	0.00%
Expense	16,046.68	20,594.52	16,096.54	32,644.00	32,644.00	0.00	0.00%
Total Fund: 532 - FEATHERS GLEN LLD:	3,749.80	116.72	-4,333.99	-10,724.00	-10,724.00	0.00	0.00%
Fund: 533 - FONTANA RANCH NORTH- LLD							
Revenue	22,706.80	25,436.80	16,056.67	28,325.00	28,325.00	0.00	0.00%
Expense	16,174.86	23,855.88	12,087.57	33,272.00	33,272.00	0.00	0.00%
Total Fund: 533 - FONTANA RANCH NORTH- LLD:	6,531.94	1,580.92	3,969.10	-4,947.00	-4,947.00	0.00	0.00%
Fund: 534 - FONTANA RANCH SOUTH- LLD							
Revenue	15,366.04	16,077.24	9,664.56	17,419.00	17,419.00	0.00	0.00%
Expense	12,130.34	14,259.82	7,398.70	17,484.00	17,484.00	0.00	0.00%
Total Fund: 534 - FONTANA RANCH SOUTH- LLD:	3,235.70	1,817.42	2,265.86	-65.00	-65.00	0.00	0.00%
Fund: 535 - RHAPSODY I - LLD							
Revenue	6,753.20	6,753.20	3,440.00	6,750.00	6,750.00	0.00	0.00%
Expense	6,144.57	9,259.23	5,249.39	12,155.00	12,155.00	0.00	0.00%
Total Fund: 535 - RHAPSODY I - LLD:	608.63	-2,506.03	-1,809.39	-5,405.00	-5,405.00	0.00	0.00%
Fund: 536 - RHAPSODY 2- LLD							
Revenue	13,834.10	15,344.50	7,560.30	15,341.00	15,341.00	0.00	0.00%
Expense	6,532.92	8,847.48	5,149.13	11,894.00	11,894.00	0.00	0.00%
Total Fund: 536 - RHAPSODY 2- LLD:	7,301.18	6,497.02	2,411.17	3,447.00	3,447.00	0.00	0.00%
Fund: 537 - SANTA FE ESTATES 1 - LLD							
Revenue	7,224.00	7,158.00	3,696.00	7,221.00	7,221.00	0.00	0.00%
Expense	15,955.53	19,719.46	18,706.48	26,935.00	26,935.00	0.00	0.00%
Total Fund: 537 - SANTA FE ESTATES 1 - LLD:	-8,731.53	-12,561.46	-15,010.48	-19,714.00	-19,714.00	0.00	0.00%
Fund: 538 - SANTA FE ESTATES 2 - LLD							
Revenue	6,614.18	6,614.18	3,520.26	6,611.00	6,611.00	0.00	0.00%
Expense	12,875.69	18,223.03	14,186.63	23,147.00	23,147.00	0.00	0.00%
Total Fund: 538 - SANTA FE ESTATES 2 - LLD:	-6,261.51	-11,608.85	-10,666.37	-16,536.00	-16,536.00	0.00	0.00%
Fund: 539 - STARN ESTATES - LLD							
Revenue	7,648.82	7,648.82	4,144.19	7,646.00	7,646.00	0.00	0.00%
Expense	5,563.93	9,780.02	4,950.11	12,213.00	12,213.00	0.00	0.00%
Total Fund: 539 - STARN ESTATES - LLD:	2,084.89	-2,131.20	-805.92	-4,567.00	-4,567.00	0.00	0.00%

# Budget Comparison Report

Account Typ...	2020-2021 Total Activity	2021-2022 Total Activity	2022-2023 YTD Activity Through Apr	Parent Budget	Comparison 1 Budget	Comparison 1 to Parent Budget	%
				2022-2023 FINAL	2022-2023 MID YEAR	Increase / (Decrease)	
Fund: 540 - STERLING GLEN 3 - LLD							
Revenue	21,754.20	23,424.76	12,646.35	24,747.00	24,747.00	0.00	0.00%
Expense	14,807.00	20,457.51	12,320.48	31,903.00	31,903.00	0.00	0.00%
Total Fund: 540 - STERLING GLEN 3 - LLD:	6,947.20	2,967.25	325.87	-7,156.00	-7,156.00	0.00	0.00%
Fund: 541 - SUNGLOW - LLD							
Revenue	9,635.56	9,582.38	5,052.10	9,632.00	9,632.00	0.00	0.00%
Expense	8,556.22	12,787.11	7,708.20	17,613.00	17,613.00	0.00	0.00%
Total Fund: 541 - SUNGLOW - LLD:	1,079.34	-3,204.73	-2,656.10	-7,981.00	-7,981.00	0.00	0.00%
Fund: 542 - WALNUT HAVEN 3 - LLD							
Revenue	5,926.00	5,817.60	3,035.20	5,923.00	5,923.00	0.00	0.00%
Expense	7,029.87	9,803.74	6,355.72	14,625.00	14,625.00	0.00	0.00%
Total Fund: 542 - WALNUT HAVEN 3 - LLD:	-1,103.87	-3,986.14	-3,320.52	-8,702.00	-8,702.00	0.00	0.00%
Fund: 543 - EUCLID SOUTH LLD							
Revenue	18,877.02	18,059.90	9,477.84	18,913.00	18,913.00	0.00	0.00%
Expense	2,037.48	5,813.59	1,855.00	19,179.00	19,179.00	0.00	0.00%
Total Fund: 543 - EUCLID SOUTH LLD:	16,839.54	12,246.31	7,622.84	-266.00	-266.00	0.00	0.00%
Fund: 544 - EUCLID NORTH LLD							
Revenue	-25.40	0.00	7,777.50	15,516.00	15,516.00	0.00	0.00%
Expense	0.00	0.00	0.00	12,514.00	12,514.00	0.00	0.00%
Total Fund: 544 - EUCLID NORTH LLD:	-25.40	0.00	7,777.50	3,002.00	3,002.00	0.00	0.00%
Fund: 550 - CENTRAL HUGHSON 2 - BAD							
Revenue	8,223.92	8,180.22	5,151.21	8,227.00	8,227.00	0.00	0.00%
Expense	2,805.69	4,785.31	7,037.97	20,466.00	20,466.00	0.00	0.00%
Total Fund: 550 - CENTRAL HUGHSON 2 - BAD:	5,418.23	3,394.91	-1,886.76	-12,239.00	-12,239.00	0.00	0.00%
Fund: 551 - FEATHERS GLEN - BAD							
Revenue	11,651.00	12,190.28	6,750.00	12,563.00	12,563.00	0.00	0.00%
Expense	9,562.23	11,214.03	9,959.63	16,493.00	16,493.00	0.00	0.00%
Total Fund: 551 - FEATHERS GLEN - BAD:	2,088.77	976.25	-3,209.63	-3,930.00	-3,930.00	0.00	0.00%
Fund: 552 - FONTANA RANCH NORTH BAD							
Revenue	23,616.80	23,616.80	13,390.00	23,614.00	23,614.00	0.00	0.00%
Expense	6,934.05	7,619.87	5,163.06	22,687.00	22,687.00	0.00	0.00%
Total Fund: 552 - FONTANA RANCH NORTH BAD:	16,682.75	15,996.93	8,226.94	927.00	927.00	0.00	0.00%
Fund: 553 - FONTANA RANCH SOUTH - BAD							
Revenue	13,574.04	14,201.24	8,539.88	15,387.00	15,387.00	0.00	0.00%
Expense	15,539.44	17,697.83	15,461.69	20,673.00	20,673.00	0.00	0.00%
Total Fund: 553 - FONTANA RANCH SOUTH - BAD:	-1,965.40	-3,496.59	-6,921.81	-5,286.00	-5,286.00	0.00	0.00%

Budget Comparison Report

Account Typ...	2020-2021 Total Activity	2021-2022 Total Activity	2022-2023 YTD Activity Through Apr	Parent Budget	Comparison 1 Budget	Comparison 1 to Parent Budget	%
				2022-2023 FINAL	2022-2023 MID YEAR	Increase / (Decrease)	
Fund: 554 - STERLING GLEN 3 - BAD							
Revenue	15,797.68	16,532.82	9,004.83	17,591.00	17,591.00	0.00	0.00%
Expense	7,999.43	7,842.37	6,256.43	24,275.00	24,275.00	0.00	0.00%
Total Fund: 554 - STERLING GLEN 3 - BAD:	7,798.25	8,690.45	2,748.40	-6,684.00	-6,684.00	0.00	0.00%
Fund: 555 - EUCLID SOUTH - BAD							
Revenue	17,299.66	19,710.38	9,874.59	19,707.00	19,707.00	0.00	0.00%
Expense	3,157.22	1,948.55	1,090.07	15,437.00	15,437.00	0.00	0.00%
Total Fund: 555 - EUCLID SOUTH - BAD:	14,142.44	17,761.83	8,784.52	4,270.00	4,270.00	0.00	0.00%
Fund: 556 - EUCLID NORTH -BAD							
Revenue	-25.40	0.00	6,602.50	13,167.00	13,167.00	0.00	0.00%
Expense	0.00	0.00	0.00	8,115.00	8,115.00	0.00	0.00%
Total Fund: 556 - EUCLID NORTH -BAD:	-25.40	0.00	6,602.50	5,052.00	5,052.00	0.00	0.00%
Fund: 560 - PROVINCE PLACE COMMUNITY FACILITIES DISTRICT							
Revenue	16,116.63	18,352.86	9,611.79	19,180.00	19,180.00	0.00	0.00%
Expense	2,577.78	12,393.31	5,701.80	21,909.00	21,909.00	0.00	0.00%
Total Fund: 560 - PROVINCE PLACE COMMUNITY FACILITIES DISTR..	13,538.85	5,959.55	3,909.99	-2,729.00	-2,729.00	0.00	0.00%
Report Total:	9,226,869.50	3,607,484.06	1,098,548.29	2,087,744.26	961,184.26	-1,126,560.00	-53.96%

				Parent Budget	Comparison 1 Budget	Comparison 1 to Parent Budget	%
Fund	2020-2021 Total Activity	2021-2022 Total Activity	2022-2023 YTD Activity Through Apr	2022-2023 FINAL	2022-2023 MID YEAR	Increase / (Decrease)	
210 - SEWER	448,779.60	237,663.46	566,080.48	0.00	17,879.00	17,879.00	0.00%
215 - SEWER FIXED ASSET REPLACEMENT	-780,742.60	225,372.86	-560,336.72	-1,240,974.00	-1,240,974.00	0.00	0.00%
220 - SEWER CAPACITY FEE	-2,428,446.76	655,029.99	446,042.30	1,219,024.00	419,024.00	-800,000.00	-65.63%
225 - WWTP EXPANSION	3,571,458.55	373,825.88	271,009.33	489,307.00	513,877.00	24,570.00	5.02%
240 - WATER	3,232,425.64	450,322.47	825,272.40	613,976.00	555,607.00	-58,369.00	-9.51%
245 - WATER TCP123	2,793,269.87	854,103.72	979,315.15	840,496.00	840,496.00	0.00	0.00%
250 - WATER CAPACITY FEE	208,112.82	186,201.60	161,465.00	400,724.00	400,724.00	0.00	0.00%
255 - WATER FIXED ASSET REPLACEMENT	371,614.60	-1,160,444.90	-1,923,599.89	-287,832.00	-287,832.00	0.00	0.00%
270 - COMMUNITY/SENIOR CENTER	-21,667.14	8,177.36	-5,042.39	4,250.00	4,250.00	0.00	0.00%
280 - USF COMMUNITY CENTER	1,965.34	-2,556.51	-3,098.26	-12,020.00	-12,020.00	0.00	0.00%
310 - GARBAGE	5,675.98	8,361.35	160,943.62	0.00	0.00	0.00	0.00%
320 - GAS TAX 2103	34,065.92	18,769.25	42,487.08	27,043.00	27,043.00	0.00	0.00%
321 - GAS TAX 2105	12,889.66	19,519.92	15,745.26	19,978.00	19,978.00	0.00	0.00%
322 - GAS TAX 2106	-19,152.12	-15,349.38	-15,985.91	642.00	642.00	0.00	0.00%
323 - GAS TAX 2107	3,666.43	868.49	9,724.92	23,291.00	23,291.00	0.00	0.00%
324 - GAS TAX 2107.5	1,000.00	1,000.00	1,500.00	1,000.00	1,000.00	0.00	0.00%
325 - MEASURE L SALES TAX - ROADS	439,801.28	487,561.44	292,548.13	390,000.00	390,000.00	0.00	0.00%
326 - SB 1-ROADS MAINTENANCE REHABILIT...	128,690.09	139,362.91	102,823.62	-108,829.00	-108,829.00	0.00	0.00%
370 - COMMUNITY ENHANCEMENT DEV IM...	52,511.86	42,100.13	29,229.58	98,864.00	98,864.00	0.00	0.00%
371 - TRENCH CUT FUND	116.80	219,000.00	0.00	0.00	0.00	0.00	0.00%
372 - IT RESERVE	8,128.55	11,566.95	-3,346.70	-6,200.00	-6,200.00	0.00	0.00%
374 - DIABILITY ACCESS AND EDUCATION	1,439.82	1,234.62	950.76	1,200.00	1,200.00	0.00	0.00%
380 - CORONAVIRUS LOCAL FISCAL RECOVER...	0.00	61,703.86	537,492.13	488,555.74	716,895.74	228,340.00	46.74%
383 - VEHICLE ABATEMENT	11,740.18	-816.76	10,651.25	0.00	0.00	0.00	0.00%
384 - SUPPLEMENTAL LAW ENFORCEMENT S...	161,465.81	13,326.11	68,693.53	15,300.00	-62,800.00	-78,100.00	-510.46%
392 - 94-STBG-799 HOUSING REHAB	1,279.27	1,565.33	414.55	1,000.00	1,000.00	0.00	0.00%
394 - 96-STBG-1013 REHAB	277.40	-517.33	-1.28	0.00	0.00	0.00	0.00%
410 - LOCAL TRANSPORTATION	0.00	0.00	0.00	0.00	0.00	0.00	0.00%
420 - TRANSPORTATION STREET PROJECTS	-5,820.01	487.00	442.10	0.00	0.00	0.00	0.00%
425 - PUBLIC WORKS STREET PROJECTS - CD...	-28,523.73	36,282.61	-13,462.50	0.00	0.00	0.00	0.00%
450 - STORM DRAIN DEV IMPACT FEE	160,566.47	128,734.78	72,874.53	63,783.00	63,783.00	0.00	0.00%
451 - PUBLIC FACILITY DEV IMPACT FEE	169,661.97	118,538.55	88,005.01	50,000.00	45,800.00	-4,200.00	-8.40%
452 - PUBLIC FACILITY STREETS DEV IMPACT ...	230,381.75	192,386.54	118,929.00	230,000.00	230,000.00	0.00	0.00%
453 - PARK DEV IMPACT FEE	148,622.48	111,063.53	-213,045.29	-235,965.00	-235,965.00	0.00	0.00%
454 - PARKLAND IN LIEU	112,592.70	90,583.10	57,733.45	90,000.00	90,000.00	0.00	0.00%
520 - RDA SUCCESSOR AGENCY	102,974.78	178,332.69	50,021.53	0.00	0.00	0.00	0.00%
530 - BRITTANY WOODS- LLD	-1,755.91	-2,371.16	-4,067.21	-6,598.00	-6,598.00	0.00	0.00%
531 - CENTRAL HUGHSON 2- LLD	7,867.75	1,390.76	1,100.27	-4,927.00	-4,927.00	0.00	0.00%

# Budget Comparison Report

				Parent Budget	Comparison 1 Budget	Comparison 1 to Parent Budget	%
				2022-2023 FINAL	2022-2023 MID YEAR	Increase / (Decrease)	
Fund	2020-2021 Total Activity	2021-2022 Total Activity	2022-2023 YTD Activity Through Apr				
532 - FEATHERS GLEN LLD	3,749.80	116.72	-4,333.99	-10,724.00	-10,724.00	0.00	0.00%
533 - FONTANA RANCH NORTH- LLD	6,531.94	1,580.92	3,969.10	-4,947.00	-4,947.00	0.00	0.00%
534 - FONTANA RANCH SOUTH- LLD	3,235.70	1,817.42	2,265.86	-65.00	-65.00	0.00	0.00%
535 - RHAPSODY I - LLD	608.63	-2,506.03	-1,809.39	-5,405.00	-5,405.00	0.00	0.00%
536 - RHAPSODY 2- LLD	7,301.18	6,497.02	2,411.17	3,447.00	3,447.00	0.00	0.00%
537 - SANTA FE ESTATES 1 - LLD	-8,731.53	-12,561.46	-15,010.48	-19,714.00	-19,714.00	0.00	0.00%
538 - SANTA FE ESTATES 2 - LLD	-6,261.51	-11,608.85	-10,666.37	-16,536.00	-16,536.00	0.00	0.00%
539 - STARN ESTATES - LLD	2,084.89	-2,131.20	-805.92	-4,567.00	-4,567.00	0.00	0.00%
540 - STERLING GLEN 3 - LLD	6,947.20	2,967.25	325.87	-7,156.00	-7,156.00	0.00	0.00%
541 - SUNGLOW - LLD	1,079.34	-3,204.73	-2,656.10	-7,981.00	-7,981.00	0.00	0.00%
542 - WALNUT HAVEN 3 - LLD	-1,103.87	-3,986.14	-3,320.52	-8,702.00	-8,702.00	0.00	0.00%
543 - EUCLID SOUTH LLD	16,839.54	12,246.31	7,622.84	-266.00	-266.00	0.00	0.00%
544 - EUCLID NORTH LLD	-25.40	0.00	7,777.50	3,002.00	3,002.00	0.00	0.00%
550 - CENTRAL HUGHSON 2 - BAD	5,418.23	3,394.91	-1,886.76	-12,239.00	-12,239.00	0.00	0.00%
551 - FEATHERS GLEN - BAD	2,088.77	976.25	-3,209.63	-3,930.00	-3,930.00	0.00	0.00%
552 - FONTANA RANCH NORTH BAD	16,682.75	15,996.93	8,226.94	927.00	927.00	0.00	0.00%
553 - FONTANA RANCH SOUTH - BAD	-1,965.40	-3,496.59	-6,921.81	-5,286.00	-5,286.00	0.00	0.00%
554 - STERLING GLEN 3 - BAD	7,798.25	8,690.45	2,748.40	-6,684.00	-6,684.00	0.00	0.00%
555 - EUCLID SOUTH - BAD	14,142.44	17,761.83	8,784.52	4,270.00	4,270.00	0.00	0.00%
556 - EUCLID NORTH -BAD	-25.40	0.00	6,602.50	5,052.00	5,052.00	0.00	0.00%
560 - PROVINCE PLACE COMMUNITY FACILIT...	13,538.85	5,959.55	3,909.99	-2,729.00	-2,729.00	0.00	0.00%
<b>Report Total:</b>	<b>9,226,869.50</b>	<b>3,607,484.06</b>	<b>1,098,548.29</b>	<b>2,087,744.26</b>	<b>961,184.26</b>	<b>-1,126,560.00</b>	<b>-53.96%</b>





Hughson

# Budget Comparison Report

## Account Summary

Account Number		2020-2021 Total Activity	2021-2022 Total Activity	2022-2023 YTD Activity Through Apr	Parent Budget	Comparison 1 Budget	Comparison 1 to Parent Budget	%
					2022-2023 FINAL	2022-2023 MID YEAR	Increase / (Decrease)	
Fund: 100 - GENERAL FUND								
Revenue								
<a href="#">100-1025-43010</a>	BUSINESS LICENSES	28,130.00	26,489.00	20,090.00	26,000.00	26,000.00	0.00	0.00%
<a href="#">100-1025-43040</a>	PERMIT-YARD SALE	160.00	315.00	155.00	200.00	200.00	0.00	0.00%
<a href="#">100-1040-43020</a>	PERMITS-BUILDING	176,281.65	200,156.54	133,711.84	393,000.00	170,000.00	-223,000.00	-56.74%
<a href="#">100-1040-43030</a>	PERMITS-ENCROACHMENT	3,480.00	3,480.00	3,107.00	3,000.00	3,000.00	0.00	0.00%
<a href="#">100-1040-43050</a>	PERMIT-OTHER	55,483.38	86,654.66	42,056.82	125,000.00	87,000.00	-38,000.00	-30.40%
<a href="#">100-1040-44030</a>	FEES-PLAN CHECK	56,245.65	65,059.30	77,440.05	92,500.00	92,500.00	0.00	0.00%
<a href="#">100-1040-44310</a>	VIOLATION-ADMINISTRATIVE	6,100.00	2,100.00	4,100.00	2,000.00	4,100.00	2,100.00	105.00%
<a href="#">100-1040-44410</a>	PLANNING REVENUE	615.00	9,828.75	43,352.75	1,200.00	45,000.00	43,800.00	3,650.00%
<a href="#">100-1045-44010</a>	FEES-BOOKING	96.78	82.97	278.70	100.00	100.00	0.00	0.00%
<a href="#">100-1045-44060</a>	FEES-VEHICLE RELEASE	3,030.00	4,680.00	3,568.25	3,100.00	3,100.00	0.00	0.00%
<a href="#">100-1045-44080</a>	FEE-FIREWORK BOOTH	255.00	255.00	0.00	200.00	200.00	0.00	0.00%
<a href="#">100-1045-44210</a>	FINES-PARKING	7,037.00	5,624.51	2,166.27	4,500.00	4,500.00	0.00	0.00%
<a href="#">100-1045-44220</a>	FINES-TRAFFIC	13,021.44	16,089.45	4,679.54	13,500.00	13,500.00	0.00	0.00%
<a href="#">100-1045-47050</a>	PUBLIC SAFETY AUGMENTATION	9,954.85	11,879.59	10,410.68	12,000.00	12,000.00	0.00	0.00%
<a href="#">100-1065-46020</a>	RENTAL REVENUE	11,255.00	14,493.00	13,099.00	15,000.00	15,000.00	0.00	0.00%
<a href="#">100-9999-40010</a>	TAX-CURRENT PROPERTY	341,810.91	316,357.82	250,016.02	390,000.00	390,000.00	0.00	0.00%
<a href="#">100-9999-40030</a>	TAX-OTHER PROPERTY	6,333.21	0.00	0.00	6,000.00	6,000.00	0.00	0.00%
<a href="#">100-9999-40040</a>	TAX-PROPERTY TRANSFER	25,405.81	74,197.33	29,889.07	36,000.00	36,000.00	0.00	0.00%
<a href="#">100-9999-40050</a>	TAX-VLF IN LIEU	717,707.00	759,601.00	412,648.00	790,000.00	825,000.00	35,000.00	4.43%
<a href="#">100-9999-40060</a>	TAX-SB813 SUPPLEMENTAL	6,708.07	5,238.89	5,566.98	5,500.00	5,500.00	0.00	0.00%
<a href="#">100-9999-40070</a>	TAX-HOMEOWNERS PROPERTY I	2,849.08	2,813.00	1,649.07	3,000.00	3,000.00	0.00	0.00%
<a href="#">100-9999-40080</a>	TAX-FHA IN LIEU	125.85	123.63	0.00	120.00	120.00	0.00	0.00%
<a href="#">100-9999-41010</a>	TAX-SALES	1,102,903.29	1,138,201.70	839,184.77	1,160,600.00	1,106,542.00	-54,058.00	-4.66%
<a href="#">100-9999-42010</a>	FRANCHISE-GAS UTILITY	15,953.56	17,538.91	0.00	17,000.00	17,000.00	0.00	0.00%
<a href="#">100-9999-42020</a>	FRANCHISE-GARBAGE	56,397.60	71,971.68	44,561.61	85,800.00	85,800.00	0.00	0.00%
<a href="#">100-9999-42030</a>	FRANCHISE-CABLE T.V.	37,967.46	33,427.99	18,364.56	35,000.00	35,000.00	0.00	0.00%
<a href="#">100-9999-42040</a>	FRANCHISE - PHONE	3,600.42	0.00	0.00	2,200.00	2,200.00	0.00	0.00%
<a href="#">100-9999-44040</a>	FEE-RETURNED CHECK	1,130.00	875.00	555.00	100.00	100.00	0.00	0.00%
<a href="#">100-9999-46010</a>	SALE OF DOCUMENTS	7.90	6.70	34.80	10.00	10.00	0.00	0.00%
<a href="#">100-9999-46040</a>	INTEREST EARNED	3,832.30	-9,540.77	231.55	0.00	0.00	0.00	0.00%
<a href="#">100-9999-46080</a>	PENALTIES	9,599.94	12,604.82	12,825.73	10,000.00	10,000.00	0.00	0.00%

Budget Comparison Report

					Comparison 1	Comparison 1		
					Budget	to Parent Budget		
					Parent Budget		%	
					2022-2023	2022-2023	Increase /	
					FINAL	MID YEAR	(Decrease)	
Account Number		2020-2021	2021-2022	2022-2023				
		Total Activity	Total Activity	YTD Activity				
				Through Apr				
<a href="#">100-9999-46090</a>	REFUND	22,569.97	10,053.41	33,536.78	15,000.00	34,000.00	19,000.00	126.67%
<a href="#">100-9999-46100</a>	SALE OF SURPLUS PROPERTY	0.00	3,500.00	0.00	0.00	0.00	0.00	0.00%
<a href="#">100-9999-46110</a>	GENERAL PLAN UPDATE FEE	2,481.10	2,769.60	1,673.30	6,000.00	2,000.00	-4,000.00	-66.67%
<a href="#">100-9999-46120</a>	MISCELLANEOUS REVENUE	39,081.67	14,884.57	26,843.54	10,000.00	26,000.00	16,000.00	160.00%
<a href="#">100-9999-46140</a>	CASH OVER/CASH UNDER	0.00	171.02	10.00	0.00	0.00	0.00	0.00%
<a href="#">100-9999-47510</a>	GRANTS	-126.38	25,718.00	0.00	105,000.00	105,000.00	0.00	0.00%
<a href="#">100-9999-49010</a>	TRANSFER IN	197,687.00	328,752.00	104,018.50	337,436.00	409,436.00	72,000.00	21.34%
<a href="#">100-9999-49020</a>	QUASI-EXTERNAL TRANSACTION	402,000.00	402,000.00	201,000.00	442,200.00	442,200.00	0.00	0.00%
Total Revenue:		3,367,171.51	3,658,454.07	2,340,825.18	4,148,266.00	4,017,108.00	-131,158.00	-3.16%
Expense								
<a href="#">100-1005-50010</a>	SALARIES-REGULAR	15,850.00	15,600.00	11,700.00	15,600.00	15,600.00	0.00	0.00%
<a href="#">100-1005-51070</a>	MEDICARE TAX	1,212.77	1,193.64	895.23	1,193.00	1,193.00	0.00	0.00%
<a href="#">100-1005-60010</a>	OFFICE SUPPLIES	345.20	276.04	237.45	300.00	300.00	0.00	0.00%
<a href="#">100-1005-60020</a>	DEPARTMENT SUPPLIES	85.02	319.46	357.07	500.00	500.00	0.00	0.00%
<a href="#">100-1005-60040</a>	DUES AND PUBLICATIONS	4,429.00	5,087.00	5,393.93	5,150.00	5,150.00	0.00	0.00%
<a href="#">100-1005-60050</a>	TRAINING AND MEETINGS	941.20	10,189.86	13,386.01	14,000.00	14,000.00	0.00	0.00%
<a href="#">100-1005-60070</a>	PHONE AND INTERNET	423.77	432.08	348.20	870.00	870.00	0.00	0.00%
<a href="#">100-1005-61010</a>	PROFESSIONAL SERVICES	7,999.81	7,440.80	12,442.75	23,000.00	23,000.00	0.00	0.00%
<a href="#">100-1010-50010</a>	SALARIES-REGULAR	125,296.80	138,808.71	112,765.40	172,118.00	172,118.00	0.00	0.00%
<a href="#">100-1010-50190</a>	TECHNOLOGY ALLOWANCE	1,200.00	1,200.00	900.00	1,200.00	1,200.00	0.00	0.00%
<a href="#">100-1010-50200</a>	VEHICLE ALLOWANCE	5,520.00	5,520.00	4,140.00	6,000.00	6,000.00	0.00	0.00%
<a href="#">100-1010-51010</a>	PUBLIC EMPLOYEES RETIREMEN'	9,713.19	10,591.00	8,424.26	12,319.00	12,319.00	0.00	0.00%
<a href="#">100-1010-51020</a>	MEDICAL INSURANCE	11,351.49	13,011.06	10,246.98	14,605.00	14,605.00	0.00	0.00%
<a href="#">100-1010-51030</a>	UNEMPLOYMENT INSURANCE	434.00	168.00	165.43	434.00	434.00	0.00	0.00%
<a href="#">100-1010-51040</a>	WORKERS' COMPENSATION	3,552.69	4,008.05	4,739.18	6,224.00	6,224.00	0.00	0.00%
<a href="#">100-1010-51050</a>	LIFE INSURANCE	860.16	652.83	364.32	486.00	486.00	0.00	0.00%
<a href="#">100-1010-51060</a>	DENTAL INSURANCE	49.98	587.76	431.82	576.00	576.00	0.00	0.00%
<a href="#">100-1010-51070</a>	MEDICARE TAX	1,950.48	2,149.48	1,740.50	2,496.00	2,496.00	0.00	0.00%
<a href="#">100-1010-51075</a>	EMPLOYMENT TRAINING TAX	0.00	0.00	7.00	14.00	14.00	0.00	0.00%
<a href="#">100-1010-51080</a>	DEFERRED COMPENSATION	208.82	2,727.09	2,236.38	3,300.00	3,300.00	0.00	0.00%
<a href="#">100-1010-60010</a>	OFFICE SUPPLIES	345.41	314.35	237.36	400.00	400.00	0.00	0.00%
<a href="#">100-1010-60020</a>	DEPARTMENT SUPPLIES	150.00	0.00	0.00	500.00	500.00	0.00	0.00%
<a href="#">100-1010-60030</a>	POSTAGE	66.63	69.56	77.09	150.00	150.00	0.00	0.00%
<a href="#">100-1010-60040</a>	DUES AND PUBLICATIONS	2,044.48	1,123.70	42.00	2,100.00	2,100.00	0.00	0.00%
<a href="#">100-1010-60050</a>	TRAINING AND MEETINGS	574.75	755.45	314.29	3,000.00	3,000.00	0.00	0.00%
<a href="#">100-1010-60070</a>	PHONE AND INTERNET	1,483.17	1,512.30	1,218.72	2,620.00	2,620.00	0.00	0.00%
<a href="#">100-1010-60090</a>	RENTS AND LEASES	1,068.07	706.45	400.42	1,300.00	1,300.00	0.00	0.00%
<a href="#">100-1010-61010</a>	PROFESSIONAL SERVICES	1,974.88	2,111.83	2,011.52	4,800.00	4,800.00	0.00	0.00%
<a href="#">100-1010-62040</a>	FUEL	1,344.59	1,391.27	0.00	2,000.00	2,000.00	0.00	0.00%

Budget Comparison Report

					Comparison 1	Comparison 1	%
					Budget	to Parent Budget	
Account Number		2020-2021	2021-2022	2022-2023	Parent Budget		
		Total Activity	Total Activity	YTD Activity Through Apr	2022-2023 FINAL	2022-2023 MID YEAR	Increase / (Decrease)
<a href="#">100-1010-63020</a>	EVENTS	619.92	4,789.41	3,798.62	6,000.00	6,000.00	0.00 0.00%
<a href="#">100-1010-63030</a>	EMPLOYEE APPRECIATION	520.49	894.29	1,559.97	3,607.00	3,607.00	0.00 0.00%
<a href="#">100-1010-63050</a>	CHAMBER OF COMMERCE	0.00	0.00	0.00	0.00	0.00	0.00 0.00%
<a href="#">100-1015-50010</a>	SALARIES-REGULAR	1,100.00	0.00	600.00	1,200.00	1,200.00	0.00 0.00%
<a href="#">100-1015-51070</a>	MEDICARE TAX	84.15	0.00	45.90	92.00	92.00	0.00 0.00%
<a href="#">100-1020-61010</a>	PROFESSIONAL SERVICES	83,908.95	95,929.47	72,906.22	115,000.00	115,000.00	0.00 0.00%
<a href="#">100-1025-50010</a>	SALARIES-REGULAR	123,888.78	205,198.47	157,373.73	233,324.00	233,324.00	0.00 0.00%
<a href="#">100-1025-50030</a>	OVERTIME	24.51	53.94	73.28	0.00	0.00	0.00 0.00%
<a href="#">100-1025-51010</a>	PUBLIC EMPLOYEES RETIREMEN'	12,866.68	23,669.71	15,581.34	26,384.00	26,384.00	0.00 0.00%
<a href="#">100-1025-51020</a>	MEDICAL INSURANCE	15,519.26	29,847.19	21,275.71	35,057.00	35,057.00	0.00 0.00%
<a href="#">100-1025-51030</a>	UNEMPLOYMENT INSURANCE	1,080.71	667.17	564.95	1,081.00	1,081.00	0.00 0.00%
<a href="#">100-1025-51040</a>	WORKERS' COMPENSATION	1,186.30	1,338.36	1,582.50	3,916.00	3,916.00	0.00 0.00%
<a href="#">100-1025-51050</a>	LIFE INSURANCE	751.05	1,048.21	463.99	890.00	890.00	0.00 0.00%
<a href="#">100-1025-51060</a>	DENTAL INSURANCE	1,378.79	3,290.00	2,290.80	3,432.00	3,432.00	0.00 0.00%
<a href="#">100-1025-51070</a>	MEDICARE TAX	1,793.89	2,979.77	2,259.11	3,383.00	3,383.00	0.00 0.00%
<a href="#">100-1025-51075</a>	EMPLOYMENT TRAINING TAX (E'	0.00	0.20	26.81	42.00	42.00	0.00 0.00%
<a href="#">100-1025-51080</a>	DEFERRED COMPENSATION	730.74	1,098.40	748.53	1,494.00	1,494.00	0.00 0.00%
<a href="#">100-1025-60010</a>	OFFICE SUPPLIES	861.50	831.54	521.71	1,000.00	1,000.00	0.00 0.00%
<a href="#">100-1025-60020</a>	DEPARTMENT SUPPLIES	31.40	195.71	258.90	200.00	200.00	0.00 0.00%
<a href="#">100-1025-60030</a>	POSTAGE	155.47	162.29	219.61	200.00	200.00	0.00 0.00%
<a href="#">100-1025-60040</a>	DUES AND PUBLICATIONS	405.00	485.00	220.00	750.00	750.00	0.00 0.00%
<a href="#">100-1025-60050</a>	TRAINING AND MEETINGS	1,020.00	4,602.02	1,407.41	5,200.00	5,200.00	0.00 0.00%
<a href="#">100-1025-60060</a>	ADVERTISING	2,045.35	220.15	485.63	500.00	500.00	0.00 0.00%
<a href="#">100-1025-60070</a>	PHONE AND INTERNET	635.62	648.13	522.33	970.00	970.00	0.00 0.00%
<a href="#">100-1025-60090</a>	RENTS AND LEASES	1,189.45	817.54	464.47	1,150.00	1,150.00	0.00 0.00%
<a href="#">100-1025-61010</a>	PROFESSIONAL SERVICES	23,188.23	22,381.10	23,265.23	36,000.00	36,000.00	0.00 0.00%
<a href="#">100-1025-61050</a>	TEMPORARY EMPLOYEE SERVICE	1,423.31	1,084.01	0.00	0.00	0.00	0.00 0.00%
<a href="#">100-1025-61060</a>	SOFTWARE MAINTENANCE AND	0.00	2,700.00	6,116.02	0.00	0.00	0.00 0.00%
<a href="#">100-1025-62040</a>	FUEL	1,382.99	1,391.27	0.00	2,000.00	2,000.00	0.00 0.00%
<a href="#">100-1025-64020</a>	MISCELLANEOUS BANK CHARGE:	3,777.59	4,888.36	6,831.16	8,000.00	8,000.00	0.00 0.00%
<a href="#">100-1030-60010</a>	OFFICE SUPPLIES	0.00	37.16	0.00	100.00	100.00	0.00 0.00%
<a href="#">100-1030-60020</a>	DEPARTMENT SUPPLIES	0.00	179.81	61.60	200.00	200.00	0.00 0.00%
<a href="#">100-1030-60030</a>	POSTAGE	0.00	7.11	0.00	25.00	25.00	0.00 0.00%
<a href="#">100-1030-60040</a>	DUES AND PUBLICATIONS	0.00	60.00	2,600.00	2,600.00	2,600.00	0.00 0.00%
<a href="#">100-1030-60050</a>	TRAINING AND MEETINGS	0.00	1,995.62	394.83	2,600.00	2,600.00	0.00 0.00%
<a href="#">100-1030-60060</a>	ADVERTISING	0.00	0.00	316.62	500.00	500.00	0.00 0.00%
<a href="#">100-1030-61010</a>	PROFESSIONAL SERVICES	0.00	0.00	3,023.31	11,000.00	11,000.00	0.00 0.00%
<a href="#">100-1035-50010</a>	SALARIES-REGULAR	30,120.44	33,934.90	31,877.07	43,966.00	43,966.00	0.00 0.00%
<a href="#">100-1035-51010</a>	PUBLIC EMPLOYEES RETIREMEN'	2,381.80	2,631.54	2,280.16	2,724.00	2,724.00	0.00 0.00%

# Budget Comparison Report

Account Number		2020-2021 Total Activity	2021-2022 Total Activity	2022-2023 YTD Activity Through Apr	Parent Budget	Comparison 1 Budget	Comparison 1 to Parent Budget	%
					2022-2023 FINAL	2022-2023 MID YEAR	Increase / (Decrease)	
<a href="#">100-1035-51020</a>	MEDICAL INSURANCE	4,592.55	4,787.57	3,374.77	5,563.00	5,563.00	0.00	0.00%
<a href="#">100-1035-51030</a>	UNEMPLOYMENT INSURANCE	216.98	83.96	77.51	217.00	217.00	0.00	0.00%
<a href="#">100-1035-51040</a>	WORKERS' COMPENSATION	590.04	665.68	787.09	925.00	925.00	0.00	0.00%
<a href="#">100-1035-51050</a>	LIFE INSURANCE	284.11	218.15	116.53	156.00	156.00	0.00	0.00%
<a href="#">100-1035-51060</a>	DENTAL INSURANCE	661.46	648.23	476.31	660.00	660.00	0.00	0.00%
<a href="#">100-1035-51070</a>	MEDICARE TAX	440.88	497.14	445.72	529.00	529.00	0.00	0.00%
<a href="#">100-1035-51075</a>	EMPLOYMENT TRAINING TAX (E'	0.00	0.00	3.47	7.00	7.00	0.00	0.00%
<a href="#">100-1035-51080</a>	DEFERRED COMPENSATION	299.72	299.65	224.73	300.00	300.00	0.00	0.00%
<a href="#">100-1035-60010</a>	OFFICE SUPPLIES	1,431.04	1,161.84	952.30	1,200.00	1,200.00	0.00	0.00%
<a href="#">100-1035-60020</a>	DEPARTMENT SUPPLIES	16.18	0.00	86.21	200.00	200.00	0.00	0.00%
<a href="#">100-1035-60030</a>	POSTAGE	177.68	185.48	183.90	250.00	250.00	0.00	0.00%
<a href="#">100-1035-60040</a>	DUES AND PUBLICATIONS	0.00	0.00	0.00	200.00	200.00	0.00	0.00%
<a href="#">100-1035-60050</a>	TRAINING AND MEETINGS	16.18	534.75	1,371.04	1,200.00	1,200.00	0.00	0.00%
<a href="#">100-1035-60060</a>	ADVERTISING	2,080.88	1,325.22	530.95	3,000.00	3,000.00	0.00	0.00%
<a href="#">100-1035-60070</a>	PHONE AND INTERNET	4,045.57	3,956.21	3,137.21	4,020.00	4,020.00	0.00	0.00%
<a href="#">100-1035-60090</a>	RENTS AND LEASES	840.13	563.49	319.66	800.00	800.00	0.00	0.00%
<a href="#">100-1035-60100</a>	INSURANCE AND SURETIES	369.42	466.69	210.93	500.00	500.00	0.00	0.00%
<a href="#">100-1035-61010</a>	PROFESSIONAL SERVICES	1,154.77	1,770.45	605.66	2,000.00	2,000.00	0.00	0.00%
<a href="#">100-1035-61040</a>	IT SERVICES	16,644.43	16,566.34	17,028.19	21,200.00	21,200.00	0.00	0.00%
<a href="#">100-1035-61170</a>	ELECTION	15,739.24	28.04	11,752.49	17,000.00	17,000.00	0.00	0.00%
<a href="#">100-1040-50010</a>	SALARIES-REGULAR	128,682.01	140,006.61	85,862.41	154,403.00	154,403.00	0.00	0.00%
<a href="#">100-1040-50030</a>	OVERTIME	169.18	0.00	0.00	0.00	0.00	0.00	0.00%
<a href="#">100-1040-51010</a>	PUBLIC EMPLOYEES RETIREMEN'	11,183.09	13,375.76	3,839.27	18,194.00	18,194.00	0.00	0.00%
<a href="#">100-1040-51020</a>	MEDICAL INSURANCE	26,642.87	19,876.30	10,978.29	20,560.00	20,560.00	0.00	0.00%
<a href="#">100-1040-51030</a>	UNEMPLOYMENT INSURANCE	1,302.03	496.42	547.71	1,085.00	1,085.00	0.00	0.00%
<a href="#">100-1040-51040</a>	WORKERS' COMPENSATION	1,776.34	2,004.04	2,369.59	3,351.00	3,351.00	0.00	0.00%
<a href="#">100-1040-51050</a>	LIFE INSURANCE	817.97	564.33	146.59	529.00	529.00	0.00	0.00%
<a href="#">100-1040-51060</a>	DENTAL INSURANCE	2,912.90	2,130.50	1,155.00	2,200.00	2,200.00	0.00	0.00%
<a href="#">100-1040-51070</a>	MEDICARE TAX	1,874.84	2,623.29	3,329.72	2,534.00	2,534.00	0.00	0.00%
<a href="#">100-1040-51075</a>	EMPLOYMENT TRAINING TAX (E'	0.00	4.89	25.19	35.00	35.00	0.00	0.00%
<a href="#">100-1040-51080</a>	DEFERRED COMPENSATION	0.00	587.50	225.38	900.00	900.00	0.00	0.00%
<a href="#">100-1040-60010</a>	OFFICE SUPPLIES	1,067.81	1,323.87	1,125.96	1,100.00	2,500.00	1,400.00	127.27%
<a href="#">100-1040-60020</a>	DEPARTMENT SUPPLIES	988.07	406.15	895.79	810.00	810.00	0.00	0.00%
<a href="#">100-1040-60030</a>	POSTAGE	222.09	231.85	229.86	300.00	300.00	0.00	0.00%
<a href="#">100-1040-60040</a>	DUES AND PUBLICATIONS	3,410.01	3,370.40	3,778.18	6,500.00	6,500.00	0.00	0.00%
<a href="#">100-1040-60050</a>	TRAINING AND MEETINGS	0.00	201.79	0.00	1,000.00	1,000.00	0.00	0.00%
<a href="#">100-1040-60060</a>	ADVERTISING	987.60	375.46	0.00	2,000.00	2,000.00	0.00	0.00%
<a href="#">100-1040-60070</a>	PHONE AND INTERNET	635.62	648.13	522.33	1,220.00	1,220.00	0.00	0.00%
<a href="#">100-1040-60090</a>	RENTS AND LEASES	1,085.95	708.40	401.20	1,000.00	1,000.00	0.00	0.00%

# Budget Comparison Report

Account Number		2020-2021 Total Activity	2021-2022 Total Activity	2022-2023 YTD Activity Through Apr	Comparison 1 Budget		Comparison 1 to Parent Budget	
					Parent Budget			%
					2022-2023 FINAL	2022-2023 MID YEAR	Increase / (Decrease)	
<a href="#">100-1040-61010</a>	PROFESSIONAL SERVICES	100,304.61	215,609.86	115,538.67	235,282.00	235,282.00	0.00	0.00%
<a href="#">100-1040-61050</a>	TEMPORARY EMPLOYEE SERVICE	432.88	451.65	0.00	40,000.00	0.00	-40,000.00	-100.00%
<a href="#">100-1040-61060</a>	SOFTWARE MAINTENANCE AND	0.00	0.00	0.00	2,000.00	0.00	-2,000.00	-100.00%
<a href="#">100-1045-51010</a>	PUBLIC EMPLOYEES RETIREMEN	72,080.00	75,534.00	79,659.00	82,400.00	82,400.00	0.00	0.00%
<a href="#">100-1045-61010</a>	PROFESSIONAL SERVICES	1,220,933.57	1,329,686.38	1,000,803.00	1,489,734.00	1,561,128.00	71,394.00	4.79%
<a href="#">100-1045-62050</a>	POLICE VEHICLE REIMBURSEME	47,409.88	67,467.00	58,232.64	87,349.00	87,349.00	0.00	0.00%
<a href="#">100-1050-61010</a>	PROFESSIONAL SERVICES	26,380.00	42,003.47	21,683.00	49,000.00	49,000.00	0.00	0.00%
<a href="#">100-1050-65020</a>	DEBT SERVICE-ANIMAL CONTRO	4,760.00	4,760.25	2,380.00	74,000.00	74,000.00	0.00	0.00%
<a href="#">100-1055-50010</a>	SALARIES-REGULAR	29,360.31	34,702.17	25,821.97	35,244.00	35,244.00	0.00	0.00%
<a href="#">100-1055-51010</a>	PUBLIC EMPLOYEES RETIREMEN	2,710.19	3,542.05	1,860.24	3,528.00	3,528.00	0.00	0.00%
<a href="#">100-1055-51020</a>	MEDICAL INSURANCE	5,911.52	5,034.56	5,327.10	5,128.00	5,128.00	0.00	0.00%
<a href="#">100-1055-51030</a>	UNEMPLOYMENT INSURANCE	195.32	58.80	54.37	152.00	152.00	0.00	0.00%
<a href="#">100-1055-51040</a>	WORKERS' COMPENSATION	1,776.34	2,004.04	2,369.59	3,866.00	3,866.00	0.00	0.00%
<a href="#">100-1055-51050</a>	LIFE INSURANCE	181.16	158.25	86.50	135.00	135.00	0.00	0.00%
<a href="#">100-1055-51060</a>	DENTAL INSURANCE	693.52	552.72	559.10	550.00	550.00	0.00	0.00%
<a href="#">100-1055-51070</a>	MEDICARE TAX	425.78	504.40	364.85	511.00	511.00	0.00	0.00%
<a href="#">100-1055-51075</a>	EMPLOYMENT TRAINING TAX (E	0.00	0.00	2.46	14.00	14.00	0.00	0.00%
<a href="#">100-1055-51080</a>	DEFERRED COMPENSATION	150.04	152.58	157.56	210.00	210.00	0.00	0.00%
<a href="#">100-1055-60010</a>	OFFICE SUPPLIES	1,173.77	1,087.87	807.26	1,100.00	1,100.00	0.00	0.00%
<a href="#">100-1055-60020</a>	DEPARTMENT SUPPLIES	3,219.84	4,639.78	3,250.64	4,600.00	4,600.00	0.00	0.00%
<a href="#">100-1055-60030</a>	POSTAGE	222.09	231.87	229.88	250.00	250.00	0.00	0.00%
<a href="#">100-1055-60040</a>	DUES AND PUBLICATIONS	230.00	0.00	0.00	200.00	200.00	0.00	0.00%
<a href="#">100-1055-60050</a>	TRAINING AND MEETINGS	512.50	1,249.29	322.41	1,100.00	1,100.00	0.00	0.00%
<a href="#">100-1055-60060</a>	ADVERTISING	0.00	0.00	0.00	600.00	600.00	0.00	0.00%
<a href="#">100-1055-60070</a>	PHONE AND INTERNET	2,754.44	2,808.54	2,263.38	2,930.00	2,930.00	0.00	0.00%
<a href="#">100-1055-60110</a>	UNIFORM AND CLOTHING	1,084.53	1,318.35	1,257.73	1,300.00	1,300.00	0.00	0.00%
<a href="#">100-1055-61010</a>	PROFESSIONAL SERVICES	14,289.49	36,123.64	28,837.80	70,000.00	70,000.00	0.00	0.00%
<a href="#">100-1055-61050</a>	TEMPORARY EMPLOYEE SERVICE	0.00	0.00	0.00	4,000.00	4,000.00	0.00	0.00%
<a href="#">100-1055-61180</a>	SB 1383 EXPENSES	0.00	0.00	727.65	20,718.00	20,718.00	0.00	0.00%
<a href="#">100-1055-62040</a>	FUEL	673.71	2,208.55	1,184.71	1,200.00	1,200.00	0.00	0.00%
<a href="#">100-1055-63060</a>	CLEANUP DAY	269.69	0.00	0.00	0.00	0.00	0.00	0.00%
<a href="#">100-1055-64070</a>	AB939 GRANT WORK	8,982.78	61.54	0.00	5,000.00	5,000.00	0.00	0.00%
<a href="#">100-1060-50010</a>	SALARIES-REGULAR	20,928.08	26,150.25	22,312.60	33,580.00	33,580.00	0.00	0.00%
<a href="#">100-1060-50030</a>	OVERTIME	1,279.85	1,478.99	1,360.98	2,000.00	2,000.00	0.00	0.00%
<a href="#">100-1060-51010</a>	PUBLIC EMPLOYEES RETIREMEN	1,879.84	2,656.07	2,194.71	3,441.00	3,441.00	0.00	0.00%
<a href="#">100-1060-51020</a>	MEDICAL INSURANCE	4,223.74	7,336.59	6,291.64	8,940.00	8,940.00	0.00	0.00%
<a href="#">100-1060-51030</a>	UNEMPLOYMENT INSURANCE	146.79	154.61	80.79	239.00	239.00	0.00	0.00%
<a href="#">100-1060-51040</a>	WORKERS' COMPENSATION	1,186.30	1,338.36	1,582.50	4,862.00	4,862.00	0.00	0.00%
<a href="#">100-1060-51050</a>	LIFE INSURANCE	178.43	158.95	98.10	136.00	136.00	0.00	0.00%

## Budget Comparison Report

Account Number		2020-2021 Total Activity	2021-2022 Total Activity	2022-2023 YTD Activity Through Apr	Parent Budget	Comparison 1 Budget	Comparison 1 to Parent Budget	%
					2022-2023 FINAL	2022-2023 MID YEAR	Increase / (Decrease)	
<a href="#">100-1060-51060</a>	DENTAL INSURANCE	367.97	781.76	607.23	885.00	885.00	0.00	0.00%
<a href="#">100-1060-51070</a>	MEDICARE TAX	273.10	401.36	342.87	487.00	487.00	0.00	0.00%
<a href="#">100-1060-51075</a>	EMPLOYMENT TRAINING TAX (E'	0.00	0.17	3.81	7.00	7.00	0.00	0.00%
<a href="#">100-1060-51080</a>	DEFERRED COMPENSATION	108.81	203.66	151.80	330.00	330.00	0.00	0.00%
<a href="#">100-1060-60010</a>	OFFICE SUPPLIES	69.01	54.28	47.49	50.00	50.00	0.00	0.00%
<a href="#">100-1060-60020</a>	DEPARTMENT SUPPLIES	3,582.41	4,243.16	3,059.93	4,100.00	4,100.00	0.00	0.00%
<a href="#">100-1060-60040</a>	DUES AND PUBLICATIONS	0.00	0.00	0.00	0.00	0.00	0.00	0.00%
<a href="#">100-1060-60070</a>	PHONE AND INTERNET	2,785.81	2,733.69	2,170.82	2,620.00	2,620.00	0.00	0.00%
<a href="#">100-1060-60080</a>	UTILITIES	15,092.02	15,898.16	15,083.34	15,000.00	15,000.00	0.00	0.00%
<a href="#">100-1060-60110</a>	UNIFORM AND CLOTHING	721.90	1,516.86	817.29	1,300.00	1,300.00	0.00	0.00%
<a href="#">100-1060-60120</a>	SMALL TOOLS	400.00	500.00	37.12	500.00	500.00	0.00	0.00%
<a href="#">100-1060-61010</a>	PROFESSIONAL SERVICES	4,019.54	5,722.76	3,334.95	5,500.00	5,500.00	0.00	0.00%
<a href="#">100-1060-61050</a>	TEMPORARY EMPLOYEE SERVICE	3,758.03	5,144.81	6,018.29	7,000.00	7,000.00	0.00	0.00%
<a href="#">100-1060-61080</a>	PEST CONTROL	0.00	0.00	0.00	700.00	700.00	0.00	0.00%
<a href="#">100-1060-62010</a>	MAINTENANCE BUILDINGS AND	2,832.65	5,464.47	5,711.95	5,500.00	5,500.00	0.00	0.00%
<a href="#">100-1060-62030</a>	MAINTENANCE OF EQUIPMENT	176.06	298.82	92.52	250.00	250.00	0.00	0.00%
<a href="#">100-1060-62040</a>	FUEL	960.42	2,529.42	1,283.44	1,300.00	1,300.00	0.00	0.00%
<a href="#">100-1060-70020</a>	BUILDING IMPROVEMENTS	0.00	0.00	0.00	0.00	0.00	0.00	0.00%
<a href="#">100-1060-70050</a>	OTHER EQUIPMENT	2,009.78	1,600.00	0.00	1,600.00	1,600.00	0.00	0.00%
<a href="#">100-1065-50010</a>	SALARIES-REGULAR	31,663.19	39,156.61	33,145.48	49,324.00	44,924.00	-4,400.00	-8.92%
<a href="#">100-1065-50030</a>	OVERTIME	1,778.57	2,001.11	1,768.86	2,800.00	2,800.00	0.00	0.00%
<a href="#">100-1065-51010</a>	PUBLIC EMPLOYEES RETIREMEN'	2,756.62	3,792.27	3,114.99	4,843.00	4,843.00	0.00	0.00%
<a href="#">100-1065-51020</a>	MEDICAL INSURANCE	6,993.92	11,118.18	9,332.99	13,453.00	13,453.00	0.00	0.00%
<a href="#">100-1065-51030</a>	UNEMPLOYMENT INSURANCE	228.54	210.99	117.08	347.00	347.00	0.00	0.00%
<a href="#">100-1065-51040</a>	WORKERS' COMPENSATION	1,776.34	2,004.04	2,369.59	7,202.00	7,202.00	0.00	0.00%
<a href="#">100-1065-51050</a>	LIFE INSURANCE	271.75	241.04	144.55	202.00	202.00	0.00	0.00%
<a href="#">100-1065-51060</a>	DENTAL INSURANCE	646.07	1,204.99	924.18	1,354.00	1,354.00	0.00	0.00%
<a href="#">100-1065-51070</a>	MEDICARE TAX	424.58	597.33	505.53	715.00	715.00	0.00	0.00%
<a href="#">100-1065-51075</a>	EMPLOYMENT TRAINING TAX (E'	0.00	0.21	5.51	14.00	14.00	0.00	0.00%
<a href="#">100-1065-51080</a>	DEFERRED COMPENSATION	172.10	317.73	236.13	480.00	480.00	0.00	0.00%
<a href="#">100-1065-60010</a>	OFFICE SUPPLIES	103.54	81.31	71.23	100.00	100.00	0.00	0.00%
<a href="#">100-1065-60020</a>	DEPARTMENT SUPPLIES	4,598.46	5,501.46	4,269.39	5,000.00	5,000.00	0.00	0.00%
<a href="#">100-1065-60030</a>	POSTAGE	44.42	46.36	45.98	100.00	100.00	0.00	0.00%
<a href="#">100-1065-60050</a>	TRAINING AND MEETINGS	0.00	0.00	0.00	300.00	300.00	0.00	0.00%
<a href="#">100-1065-60070</a>	PHONE AND INTERNET	1,589.08	1,620.30	1,305.81	1,820.00	1,820.00	0.00	0.00%
<a href="#">100-1065-60080</a>	UTILITIES	31,214.74	31,036.47	16,771.05	34,000.00	34,000.00	0.00	0.00%
<a href="#">100-1065-60090</a>	RENTS AND LEASES	2,223.27	1,601.05	2,704.53	2,500.00	4,110.00	1,610.00	64.40%
<a href="#">100-1065-60110</a>	UNIFORM AND CLOTHING	335.30	606.13	700.00	700.00	700.00	0.00	0.00%
<a href="#">100-1065-60120</a>	SMALL TOOLS	325.39	335.07	39.73	350.00	350.00	0.00	0.00%

Budget Comparison Report

						Comparison 1	Comparison 1	%
						Budget	to Parent Budget	
						Parent Budget		
Account Number		2020-2021	2021-2022	2022-2023	2022-2023	2022-2023	Increase /	
		Total Activity	Total Activity	YTD Activity	FINAL	MID YEAR	(Decrease)	
				Through Apr				
<a href="#">100-1065-61010</a>	PROFESSIONAL SERVICES	3,057.10	1,182.39	1,443.38	3,000.00	3,000.00	0.00	0.00%
<a href="#">100-1065-61050</a>	TEMPORARY EMPLOYEE SERVICE	4,697.56	6,431.02	7,522.86	8,500.00	8,500.00	0.00	0.00%
<a href="#">100-1065-62010</a>	MAINTENANCE BUILDINGS AND	2,958.36	1,167.14	3,591.65	3,800.00	3,800.00	0.00	0.00%
<a href="#">100-1065-62030</a>	MAINTENANCE OF EQUIPMENT	596.41	1,000.79	727.40	1,200.00	1,200.00	0.00	0.00%
<a href="#">100-1065-62040</a>	FUEL	0.00	1,015.01	493.63	500.00	500.00	0.00	0.00%
<a href="#">100-1065-70050</a>	OTHER EQUIPMENT	0.00	8,299.95	0.00	2,000.00	2,000.00	0.00	0.00%
<a href="#">100-1070-50010</a>	SALARIES-REGULAR	44,977.15	52,656.36	42,566.47	61,522.00	56,522.00	-5,000.00	-8.13%
<a href="#">100-1070-50030</a>	OVERTIME	3,584.94	3,156.73	2,735.59	3,600.00	3,600.00	0.00	0.00%
<a href="#">100-1070-51010</a>	PUBLIC EMPLOYEES RETIREMEN'	3,391.52	3,919.07	3,132.25	5,637.00	5,637.00	0.00	0.00%
<a href="#">100-1070-51020</a>	MEDICAL INSURANCE	14,331.60	16,775.34	12,899.89	18,214.00	18,214.00	0.00	0.00%
<a href="#">100-1070-51030</a>	UNEMPLOYMENT INSURANCE	405.92	156.72	138.71	391.00	391.00	0.00	0.00%
<a href="#">100-1070-51040</a>	WORKERS' COMPENSATION	5,925.28	6,684.77	7,904.18	8,484.00	8,484.00	0.00	0.00%
<a href="#">100-1070-51050</a>	LIFE INSURANCE	424.65	358.35	190.89	244.00	244.00	0.00	0.00%
<a href="#">100-1070-51060</a>	DENTAL INSURANCE	1,497.46	2,026.77	1,499.97	1,980.00	1,980.00	0.00	0.00%
<a href="#">100-1070-51070</a>	MEDICARE TAX	706.46	807.18	652.52	892.00	892.00	0.00	0.00%
<a href="#">100-1070-51075</a>	EMPLOYMENT TRAINING TAX (E'	0.00	0.00	6.54	14.00	14.00	0.00	0.00%
<a href="#">100-1070-51080</a>	DEFERRED COMPENSATION	283.34	559.36	422.60	540.00	540.00	0.00	0.00%
<a href="#">100-1070-60010</a>	OFFICE SUPPLIES	99.79	0.00	0.00	300.00	300.00	0.00	0.00%
<a href="#">100-1070-60020</a>	DEPARTMENT SUPPLIES	2,979.57	4,646.01	2,622.95	4,000.00	4,000.00	0.00	0.00%
<a href="#">100-1070-60030</a>	POSTAGE	0.00	0.00	0.00	100.00	100.00	0.00	0.00%
<a href="#">100-1070-60040</a>	DUES AND PUBLICATIONS	0.00	0.00	0.00	1,000.00	1,000.00	0.00	0.00%
<a href="#">100-1070-60070</a>	PHONE AND INTERNET	0.00	0.00	0.00	2,720.00	2,720.00	0.00	0.00%
<a href="#">100-1070-60110</a>	UNIFORM AND CLOTHING	1,188.55	1,936.60	1,596.56	1,650.00	1,650.00	0.00	0.00%
<a href="#">100-1070-60120</a>	SMALL TOOLS	475.65	500.00	361.56	500.00	500.00	0.00	0.00%
<a href="#">100-1070-61010</a>	PROFESSIONAL SERVICES	26,497.78	10,462.66	4,805.86	8,000.00	8,000.00	0.00	0.00%
<a href="#">100-1070-61050</a>	TEMPORARY EMPLOYEE SERVICE	0.00	0.00	0.00	5,000.00	5,000.00	0.00	0.00%
<a href="#">100-1070-62010</a>	MAINTENANCE BUILDINGS AND	0.00	112.03	500.00	500.00	500.00	0.00	0.00%
<a href="#">100-1070-62030</a>	MAINTENANCE OF EQUIPMENT	895.79	698.70	0.00	1,000.00	1,000.00	0.00	0.00%
<a href="#">100-1070-62040</a>	FUEL	579.12	2,204.04	1,649.71	1,200.00	2,200.00	1,000.00	83.33%
<a href="#">100-1070-70040</a>	VEHICLES	381.43	273.30	377.75	400.00	400.00	0.00	0.00%
<a href="#">100-1070-70050</a>	OTHER EQUIPMENT	0.00	2,943.14	0.00	0.00	0.00	0.00	0.00%
<a href="#">100-1075-60020</a>	DEPARTMENT SUPPLIES	0.00	100.00	200.00	200.00	200.00	0.00	0.00%
<a href="#">100-1075-60070</a>	PHONE AND INTERNET	2,860.36	2,916.56	2,350.43	3,320.00	3,320.00	0.00	0.00%
<a href="#">100-1075-60120</a>	SMALL TOOLS	0.00	100.00	0.00	1,000.00	1,000.00	0.00	0.00%
<a href="#">100-1075-61010</a>	PROFESSIONAL SERVICES	750.00	805.00	0.00	1,500.00	1,500.00	0.00	0.00%
<a href="#">100-1075-62020</a>	MAINTENANCE VEHICLES	13,585.98	15,247.94	11,875.81	14,500.00	14,500.00	0.00	0.00%
<a href="#">100-1075-62030</a>	MAINTENANCE OF EQUIPMENT	1,062.15	770.97	523.32	1,000.00	1,000.00	0.00	0.00%
<a href="#">100-1075-62040</a>	FUEL	0.00	2,453.46	1,480.88	1,500.00	2,500.00	1,000.00	66.67%
<a href="#">100-1075-70040</a>	VEHICLES	0.00	9,096.22	0.00	0.00	0.00	0.00	0.00%



Budget Comparison Report

Account Number		2020-2021 Total Activity	2021-2022 Total Activity	2022-2023 YTD Activity Through Apr	Parent Budget	Comparison 1 Budget	Comparison 1 to Parent Budget	%
					2022-2023 FINAL	2022-2023 MID YEAR	Increase / (Decrease)	
<a href="#">100-9999-51010</a>	PUBLIC EMPLOYEES RETIREMEN'	92,498.92	107,864.40	107,722.09	112,231.00	107,731.00	-4,500.00	-4.01%
<a href="#">100-9999-60100</a>	INSURANCE AND SURETIES	24,415.71	37,370.85	44,100.82	45,626.00	45,626.00	0.00	0.00%
<a href="#">100-9999-61010</a>	PROFESSIONAL SERVICES	0.00	402.00	1,010.88	1,000.00	1,000.00	0.00	0.00%
<a href="#">100-9999-64060</a>	TAX ADMINISTRATION	0.00	4,851.41	0.00	6,000.00	6,000.00	0.00	0.00%
<a href="#">100-9999-66000</a>	TRANSFER OUT	7,500.00	137,209.00	68,604.50	178,243.00	170,743.00	-7,500.00	-4.21%
<a href="#">100-9999-66010</a>	IT REPLACEMENT	5,000.00	0.00	0.00	5,000.00	0.00	-5,000.00	-100.00%
Total Expense:		2,716,761.30	3,369,652.90	2,554,107.91	4,095,530.00	4,103,534.00	8,004.00	0.20%
Total Fund: 100 - GENERAL FUND:		650,410.21	288,801.17	-213,282.73	52,736.00	-86,426.00	-139,162.00	-263.88%
Report Total:		650,410.21	288,801.17	-213,282.73	52,736.00	-86,426.00	-139,162.00	-263.88%



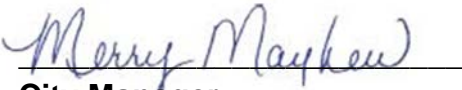
				Parent Budget	Comparison 1 Budget	Comparison 1 to Parent Budget	%
Account Typ...	2020-2021 Total Activity	2021-2022 Total Activity	2022-2023 YTD Activity Through Apr	2022-2023 FINAL	2022-2023 MID YEAR	Increase / (Decrease)	
Fund: 100 - GENERAL FUND							
Revenue	3,367,171.51	3,658,454.07	2,340,825.18	4,148,266.00	4,017,108.00	-131,158.00	-3.16%
Expense	2,716,761.30	3,369,652.90	2,554,107.91	4,095,530.00	4,103,534.00	8,004.00	0.20%
Total Fund: 100 - GENERAL FUND:	650,410.21	288,801.17	-213,282.73	52,736.00	-86,426.00	-139,162.00	-263.88%
Report Total:	650,410.21	288,801.17	-213,282.73	52,736.00	-86,426.00	-139,162.00	-263.88%

Fund	2020-2021 Total Activity	2021-2022 Total Activity	2022-2023 YTD Activity Through Apr	Parent Budget	Comparison 1 Budget	Comparison 1 to Parent Budget	%
				2022-2023 FINAL	2022-2023 MID YEAR	Increase / (Decrease)	
100 - GENERAL FUND	650,410.21	288,801.17	-213,282.73	52,736.00	-86,426.00	-139,162.00	-263.88%
Report Total:	650,410.21	288,801.17	-213,282.73	52,736.00	-86,426.00	-139,162.00	-263.88%



## **CITY COUNCIL AGENDA ITEM NO. 3.9**

### **SECTION 3: CONSENT CALENDAR**

**Meeting Date:** April 24, 2023  
**Subject:** Approving the Task Order for the Creation and Implementation of a City-Wide Fire Hydrant Flushing and Exercising Program by JSWWC Water & Wastewater Management Under Existing Contracted Consulting Services  
**Enclosures:** Hydrant Exercising Program Fee Schedule  
Valve and Hydrant Flushing Public Service Announcement  
**Presented By:** Carla C. Jauregui, Community Development Director  
**Approved By:**   
City Manager

---

#### **Staff Recommendation:**

Approve the Task Order for the creation and implementation of a city-wide fire hydrant flushing and exercising program by JSWWC Water and Wastewater Management under existing contracted consulting services.

#### **Background:**

Fire hydrant flushing and exercising programs are critical to maintaining the safety and reliability of municipal water systems. These programs involve periodically opening and running water through fire hydrants to clear out sediment, mineral build up, and other debris that can accumulate in the pipes over time.

Fire hydrants must deliver water at high pressure and flow rates to effectively fight fires. Flushing and exercising the hydrants helps to ensure that water is flowing properly and that there is adequate pressure in the system. If hydrants are not flushed regularly, sediment and mineral buildup can restrict the flow of water, redirecting the effectiveness of the hydrant during an emergency.

Over time, sediment, rust, and other contaminants can build up in water pipes. If left unchecked, these materials can affect the taste and quality of the water that is delivered to homes and businesses. Flushing and exercising hydrants helps to remove these contaminants and maintain the overall quality of the water supply. Flushing and exercising hydrants can also help to identify potential problems in the

water system. For example, if a hydrant is not delivering water at the expected pressure or flow rate, it may indicate a problem elsewhere in the system that needs to be addressed. By regularly flushing and exercising hydrants municipalities can extend the life of their water systems. Removing sediment and other materials helps to prevent corrosion and other forms of damage that can weaken pipes.

### **Discussion:**

Preventative maintenance for aging water infrastructure is of utmost importance as it helps extend the lifespan of the existing infrastructure and avoid costly repairs or replacements. As water infrastructure ages, it becomes more vulnerable to leaks, breaks, and other failures, leading to service disruptions and water quality issues. By implementing regular preventative maintenance programs, such as hydrant flushing and exercise programs, we can identify potential problems early on and take corrective action before they become more severe.

Preventative maintenance also helps to ensure that the water supply system can continue to meet the needs of the growing population and changing environmental conditions. As climate change impacts water availability and quality, it becomes increasingly important to maintain and improve resiliency and reliability of our water infrastructure. It has been brought to staff's attention that there are several hydrants throughout the city that are not in prime working condition and a program needs to be put into place to address these deficiencies.

The Utilities Division has limited resources and current staffing levels have made it challenging to prioritize and allocate resources towards preventative maintenance programs. In order to address the need for immediate maintenance relating to fire hydrants, staff has reached out to JSWWC to provide a plan and implement a program that will immediately exercise and flush the fire hydrants throughout the city. If fire hydrant issues are identified, JSWWC will work with City staff to purchase any needed components.

The City of Hughson has used JSWWC Water and Wastewater Management since 2014 as the Acting Grade 3 Wastewater Treatment Plant Chief Operator and as a Water Distribution Operator II and Water Treatment Operator II consultant on the City's Wastewater Treatment Plant (WWTP) and public water system. In addition, JSWWC was contracted to assist the City with the smart meter replacement project.

Once the immediate need of flushing and exercising the hydrants is met, staff will continue to work on obtaining the resources and allocate time on a regularly scheduled basis to continue the preventative maintenance program.

### **Fiscal Impact:**

The fiscal impact of consulting services for the creation and the implementation of a city-wide fire hydrant flushing and exercising program is estimated at \$37,440. If this item is approved finance will increase budget appropriations for the Fiscal Year 2022-2023 in the Water Fund (Fund 240) by \$37,440.

Jared Steeley Water & Wastewater  
Management  
PO Box 1063  
Denair, CA 95316

Estimate

Date	Estimate #
4/13/2023	1107

Name / Address
City of Hughson Attn: Merry Mayhew PO Box 9 Hughson, CA 95326

			Project
Description	Qty	Cost	Total
Fire Hydrant Flushing & Maintenance Quote Quote to include valve turning, record keeping on each hydrant/valve Prevailing wage rate applies 360 man hours per month 2 technicians (all safety & PPE provided by JSWWC) Overtime (if needed add \$140 per hour) Emergency (if needed add \$195 per hour)		37,440.00	37,440.00
Thank you for your business.		<b>Total</b>	\$37,440.00

Customer Signature \_\_\_\_\_

# CITY OF HUGHSON

## Valve and Hydrant Flushing

### DEPARTMENT OF WATER DISTRIBUTION & OPERATIONS

If you find yourself driving in and around the City of Hughson anytime soon, you may see water running down the street/gutter. Do not be alarmed there is no need to call City Hall and report water conservation violation. The City Water Department is doing repair work and flushing the water lines as mandated by the State of California for drinking water quality standards. Even though California has experienced a drought recently, the City's first priority is to protect human health.

### Fire Hydrant Flushing

#### Hydrant Flushing Operations

The hydrant-flushing program is very important to the maintenance of the City's domestic water distribution system. The hydrants need to be systematically opened throughout the city to allow water to flow at a high velocity through the distribution mainlines. The operation serves the following purposes:

1. Enhances water quality by removing sediments from inside the mainline and flushing them out through the hydrant
2. Identifies malfunctions of the hydrant and related valves
3. Helps determine weaknesses in the water distribution system
4. Identifies inadequate water volumes and pressures in the mainlines
5. Helps determine fire flows at the hydrant
6. This practice is accepted by the State Water Resource Control Board

You may encounter the following conditions during hydrant flushing operations:

1. A temporary drop in the water pressure to your home business
2. Rusty brown or cloudy water. (Discolored water is not harmful. These conditions will subside in a few hours after the flushing is completed.)

Helpful hints to remember:

1. Open your faucets and let the water flow until the water is clear. Turn the faucets off.
2. Check the faucets screens for trapped particles.
3. Wash a load or two of dark-colored clothes first.

### Why is hydrant flushing necessary?

It enhances water quality by removing sediments from inside the mainline and flushing them out through the hydrant; identifies malfunctions of the hydrant and related valves; helps determine weaknesses in the water distribution system; identifies inadequate water volumes and pressures in the mainlines and helps determine fire flow adequacy.

### Why does my water look rusty or cloudy after hydrant flushing?

When a hydrant is opened, the water in the mainline will flow out at a high velocity. This creates a scouring action in the pipe and dislodges fine sediment particles that have accumulated in the pipe. The fine sediment mixes with the water, turning the water a cloudy or rusty brown color. This mixture is discharged out of the hydrant. There is no health hazard associated with the discolored water. Remember, after the hydrant flushing operation, let your water clear before you use it.

### Who do I call for more information?

For additional information about your water quality, please call the Water Department at (209) 883-4051.

## Valve Exercising Program

The purpose of the Valve Exercising Program is to exercise main line valves throughout the distribution system to assure reliable operation and maintain water quality.

Each valve is operated through a full cycle and returned to its normal position. Valves are scheduled annually to be exercised to prevent a buildup of rust in the pipes as a result of corrosion or other mineral deposits that could render the valve inoperable or prevent a tight shutoff.

While exercising each valve, it is essential that the location, make, type, size, turns, close direction and installation date of each valve is recorded. The City of Hughson's protocol is to provide a written record of valve location, condition, maintenance, and inspection of each valve.

The benefits of the Valve Exercising Program are exponential. The program accurately records detailed valve information, ensures valve reliability in the event of an emergency, allows staff the ability to immediately isolate water lines for main flushing and for main breaks, extends valve life and results in less staff overtime in dealing with emergency repairs. All these benefits contribute to less water loss or waste and the least possible water service disruption time to our customers.

### Why Should valves be exercised?

Valves are an integral part of the water distribution system and in the event of an emergency:

- Valve locations will be known;
- Valves will operate correctly;
- Valves will be accessible;
- Result – reduced damage to infrastructure.

### Benefits

- Valve locations will be known;
- Quicker to shut off for emergencies;
- Reduce leak run times therefore reduce loss of treated water =\$\$;
- Reduce leak times therefore reduce damage to municipal infrastructure;
- Reduce area/residents affected by breaks & outages.
- Legal Benefits – less claims & legal defense.

### Starting a Program

- Gather all information on your water distribution system
- Start small – one valve at a time
- Start with known valves or critical valves
- Expand to locate all valves
- Record information
- Develop a plan to continue the program

### Basic Needs to Start a Program

- Employees
- Training on program
- Valve keys
- Vehicle
- Safety clothing, safety signage
- Method for record keeping
- Small vacuum system
- Mechanical Valve exerciser
- Metal detector
- Pavement breaker – optional



# Program Components

1. Locate Valves
2. Exercise Valves
3. Valve Records
4. Valve Maintenance

## Step 1 – Locate Valves

- Find all visible valves
- Valve Ties
- As-built drawings
- Water main break reports
- Use metal detector to locate

## Missing Valves – No Records

- Valves Paved over
- Review construction specifications for guidelines for valve spacing
- Start at Intersections
- Raise Valves to grade
- Record location

## Step 2 - Exercise Valves

- Locate Valve
- Clean out valve box
- Exercise the valve through one entire cycle (open & close)
- Record the information

## AWWA Recommended Procedure

- Begin with a steady amount of torque in the direction necessary to close the valve for 5-10 rotations
- Reverse (open) 2-3 rotations
- Reverse (close) for 5-10 rotations
- Repeat above until fully closed
- Once fully closed, open a couple of turns to flush away debris
- Fully open the valve
- The theory for this procedure is that you “scrub” or clean any debris from the gate or slides
- If the valve gate is forced into the debris at the base of the valve it will be more difficult to open as the debris may become compacted under the gate.
- Debris will prevent a tight seal or shut

### Step 3 – Record Information

- Most important step
- Location – ties
- Obtain information for records for example, size and depth
- Maintenance history
- Helpful for future planning

### Suggested Information to be Recorded

- Location – address and ties
- Valve size
- Number of turns
- Depth to valve nut
- Valve head – square vs. wheel valve
- Open direction – left or right
- Date exercised
- Maintenance required/completed

### Step 4 – Valve Maintenance

- Schedule repairs
- Complete repairs
- Record any relevant information.

# CITY OF HUGHSON

## Valve and Hydrant Flushing

### DEPARTMENT OF WATER DISTRIBUTION & OPERATIONS

If you find yourself driving in and around the City of Hughson anytime soon, you may see water running down the street/gutter. Do not be alarmed, there is no need to call City Hall and report water conservation violation. The City Utilities Department is doing repair work and flushing the water lines as mandated by the State of California for drinking water quality standards. Even though California has experienced a drought recently, the City's priority is to protect human health.

(To be used as a Public Service Announcement PSA when flushing starts in mid-April)

**Date:** March 31, 2023

**To:** Clerk to the County Boards of Supervisors for the San Joaquin Valley  
Clerk to City Council Members of incorporated cities in the San Joaquin Valley  
County Public Health Officers for the counties in the San Joaquin Valley

**From:** San Joaquin Valley Air Pollution Control District

**RE: Annual Air Toxics Report for 2022**

As required by State Law, the attached Annual Air Toxics Report for 2022 is being distributed to city and county officials throughout the San Joaquin Valley. A copy of this report is being made available through each County and City Clerk, as well as to all County Public Health Officers in the San Joaquin Valley.

This report describes emissions of toxic air contaminants from Valley facilities, and the actions taken by the District and affected facilities to reduce those emissions. The District is providing you with this report to keep you informed of air toxics issues that may affect you and the communities you serve. An electronic version of this report may be found at:

[http://www.valleyair.org/busind/pto/air\\_toxics\\_annual\\_reports.htm](http://www.valleyair.org/busind/pto/air_toxics_annual_reports.htm)

Should you or your staff have any questions regarding this report or the District's air toxics programs, please call Seth Lane, Program Manager, at (559) 230-5817.

Sincerely,



Brian Clements  
Director of Permit Services

Attachment: Annual Air Toxics Report for 2022

**Samir Sheikh**  
Executive Director/Air Pollution Control Officer

---

**Northern Region**  
4800 Enterprise Way  
Modesto, CA 95356-8718  
Tel: (209) 557-6400 FAX: (209) 557-6475

**Central Region (Main Office)**  
1990 E. Gettysburg Avenue  
Fresno, CA 93726-0244  
Tel: (559) 230-6000 FAX: (559) 230-6061

**Southern Region**  
34946 Flyover Court  
Bakersfield, CA 93308-9725  
Tel: (661) 392-5500 FAX: (661) 392-5585



**San Joaquin Valley**  
AIR POLLUTION CONTROL DISTRICT.

A photograph of a rural landscape. In the foreground is a lush green field of tall grass. In the middle ground, there is a large, weathered red barn with a dark doorway. To the right of the red barn is a smaller, grey metal building with a rusty roof. In the background, there are rolling green hills under a bright blue sky with large, white, fluffy clouds.

# AIR TOXICS

**2022 Annual Report**

*March 16, 2023*

## **SAN JOAQUIN VALLEY AIR POLLUTION CONTROL DISTRICT GOVERNING BOARD 2022**

CHAIR: VITO CHIESA  
Supervisor, Stanislaus County

VICE CHAIR: DEBORAH LEWIS  
Councilmember, City of Los Banos

### **MEMBERS:**

DREW M. BESSINGER  
Councilmember, City of Clovis

ALVARO PRECIADO  
Mayor, City of Avenal

DAVID COUCH  
Supervisor, Kern County

ROBERT RICKMAN  
Supervisor, San Joaquin County

ROBERT MACAULAY  
Supervisor, Madera County

RUSTY ROBINSON  
Supervisor, Kings County

BUDDY MENDES  
Supervisor, Fresno County

ALEXANDER C. SHERRIFFS, M.D.  
Appointed by Governor

TANIA PACHECO-WERNER, PHD  
Appointed by Governor

AMY SHUKLIAN  
Supervisor, Tulare County

LLOYD PAREIRA  
Supervisor, Merced County

VACANT  
Large City

VACANT  
Small City

### **EXECUTIVE DIRECTOR/AIR POLLUTION CONTROL OFFICER:**

SAMIR SHEIKH

## Executive Summary

The San Joaquin Valley Air Pollution Control District (District) is a public health agency whose mission is to improve the health and quality of life for all Valley residents through efficient, effective and entrepreneurial air quality-management strategies. The District has spent nearly three decades implementing and integrating a wide variety of methods reducing toxic air contaminant emissions in the San Joaquin Valley. Based on the latest California Toxics Inventory (CTI) available from CARB, 14% of all air toxics in the Valley are now emitted from stationary sources of pollution under the direct control and regulation of the District, while 52% comes from mobile sources such as cars and trucks, and the remaining 34% is emitted from area-wide sources like road dust, paints, solvents, and other consumer products. Mobile and area-wide sources of emissions are generally under the regulatory authority of the State of California and the federal government.

The District's integrated approach to addressing and reducing risks from toxic air contaminants has taken three main paths: reducing air toxic emissions from existing stationary sources of emissions; preventing the creation of new or modified stationary sources of significant risk; and finding creative and cooperative methods of reducing risk from emissions sources that the District does not typically regulate. This approach has resulted in dramatic reductions in emissions of air toxics from sources in the San Joaquin Valley.

Under Assembly Bill (AB) 2588 (Air Toxics Hot Spots Information and Assessment Act), the District works with facilities to quantify emissions of air toxics, determines the health risk caused by those emissions, reports emissions and any significant risks through written public reports and neighborhood public meetings, and as required, takes steps to reduce such risks. As a result of these ongoing efforts, and the resulting emissions reductions, no Valley facility currently poses a significant risk under this program.

The State's Hot Spots Act, however, is only one part of the District's comprehensive program to regulate air toxics. To achieve maximum efficiency and effectiveness, the District operates an integrated air toxics program that harmonizes local, state, and federal mandates wherever possible.

A number of regulations have also been adopted by the District, the state, and the federal government, and implemented through the District's integrated air toxics program, to directly reduce existing emissions from specific types of facilities and sources of air toxic contaminants. For example, the toxic air contaminant emissions from emissions sources like dry cleaners, chrome platers, gas stations, and diesel internal combustion engines have drastically decreased in the San Joaquin Valley since the implementation of the District's air toxic program.

In addition to the above efforts to minimize emissions, the District also performs comprehensive and conservative toxic emission evaluations and air dispersion modeling before issuing permits to new and modified stationary sources of emissions. This assures the District minimizes the increase those sources add to the existing toxic load and any

potentially significant public health impacts associated with the release of those airborne toxic emissions.

Under its integrated air toxics program, the District has also implemented numerous methods of reducing emissions from mobile sources and other sources of emissions that the District does not have the authority to regulate. For instance, the District developed the first Indirect Source Review rule in the nation, designed to reduce emissions from construction equipment and mobile sources associated with new land use development projects. The District also provides assistance and guidance to the cities and counties in the San Joaquin Valley so that they can be assured that land-use decisions are based on a full understanding of the potential for increasing emissions of air toxics, and new air toxics risks can be avoided. One of the most effective methods of reducing emissions of air toxics from emissions sources not directly regulated by the District has been the incentive grant programs that have leveraged billions of dollars in reducing emissions from diesel internal combustion engines on trucks, tractors and agricultural irrigation operations.

This 2022 Annual Air Toxics Report describes the District's ongoing efforts to regulate and minimize air toxic emissions. An electronic version of this report may be found at: [http://www.valleyair.org/busind/pto/air\\_toxics\\_annual\\_reports.htm](http://www.valleyair.org/busind/pto/air_toxics_annual_reports.htm).



# Table of Contents

Summary of Toxic Air Contaminants in the San Joaquin Valley.....	1
Air Toxics Screening Assessment.....	2
Assembly Bill (AB) 617 - Community Air Protection Program .....	2
Criteria Air Pollutant and Toxics Air Contaminants Reporting Regulation .....	3
Summary of California’s Air Toxics “Hot Spots” Information and Assessment Act .....	4
Background.....	4
Assessing the Risk to the Public.....	4
Implementation .....	4
AB 2588 Evaluation Process .....	6
CARB’s Updates to AB 2588 Guidance in 2022 .....	9
Air Toxics Hot Spot Assessments Summary.....	10
Preventing Creation of Significant Health Risk.....	11
New or Modified Stationary Source Evaluations .....	11
Air Toxics “Hot Spots” Information and Assessment Act.....	12
Incentive-Based Programs.....	12
Attainment Plans and Control Strategies .....	13
Indirect Source Review Rule.....	13
California Environmental Quality Act and Health Risk Assessments .....	13
Outreach and Education .....	14
Air Toxics Regulations .....	14
Air Dispersion Modeling .....	23
EPA Regulatory Model (AERMOD).....	23
Meteorological Data .....	24
Appendix A. Facilities Assessed under AB 2588 in 2022 .....	A-1
Appendix B. Toxics Emissions Summary .....	B-1
Appendix C. AB 2588 District Implementation Flow Chart .....	C-1
Appendix D. Current Status of NESHAP Delegation.....	D-1

## Summary of Toxic Air Contaminants in the San Joaquin Valley

The United States Environmental Protection Agency (EPA) and the California Air Resources Board (CARB) have identified over 700 substances that are emitted into the air that may affect human health. Some of these substances are considered to be carcinogens, while others are known to have short-term acute or long-term chronic health impacts. As part of ongoing efforts to identify and assess potential health risks to the public, the District has collected and compiled air toxics emissions data from industrial and commercial sources of air pollution throughout the Valley. The State has developed similar inventories for mobile sources of air pollution. These District and State inventories have been combined into the CARB's California Toxic Inventory (CTI), which provides the latest emission estimates available for hazardous air pollutants of concern from all sources. A summary of the latest available CTI data for key pollutants is presented in Table 1 below.

**Table 1. Primary San Joaquin Valley Hazardous Air Pollutant Emissions**

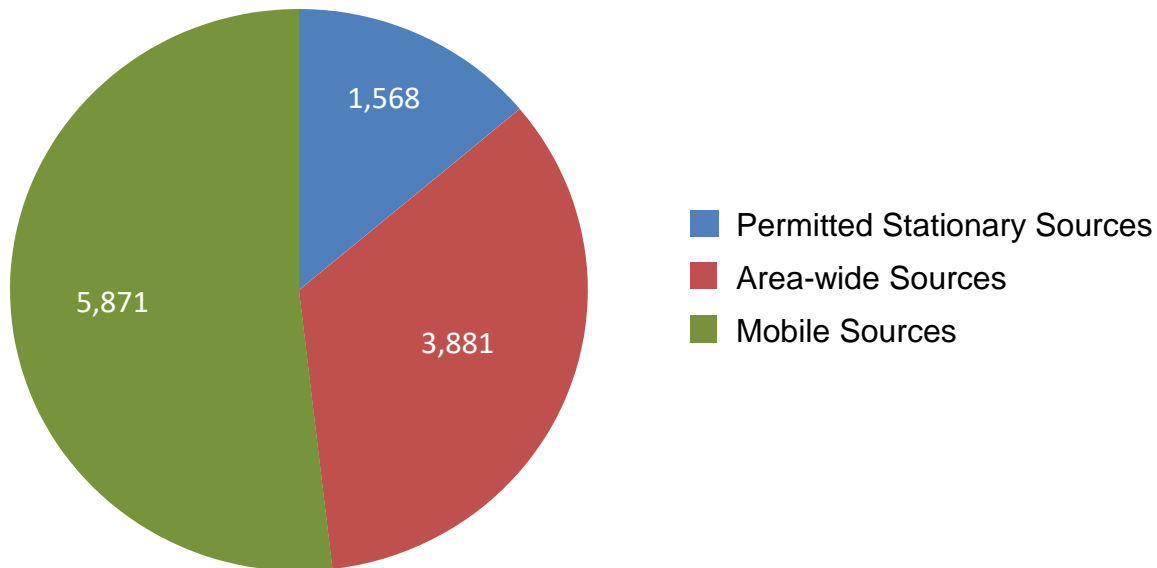
Pollutant	Inventory (tons/yr)
Acetaldehyde	3,512
Diesel Particulate Matter	2,520
Formaldehyde	2,318
Benzene	1,020
Perchloroethylene	448
1,3-Butadiene	269
Methylene Chloride	247
p-Dichlorobenzene	130
Carbon Tetrachloride	0
Chromium, Hexavalent	0

A more detailed summary of CTI emission estimates for the San Joaquin Valley is provided in Table B1 in Appendix B.

Toxic Air Contaminants (TACs), otherwise known as air toxics, are emitted from mobile sources (e.g., cars, trucks, buses, tractors, etc.), which are primarily regulated by the State and EPA; area sources (e.g., consumer products), which are regulated by the State, EPA, and the District; and from stationary sources regulated primarily by the District. Figure 1 below shows a comparison of mobile, area, and stationary source emissions of hazardous air pollutants in the San Joaquin Valley. Of these sources, approximately 86% of hazardous air pollutant emissions occurring in the Valley are from mobile sources and area sources.

Stationary sources include point source emissions provided by facility operators and/or air districts and aggregated point source emissions estimated by CARB and/or air districts. This stationary source information is included in the CTI pursuant to the Air Toxics "Hot Spots" Act of 1987 (AB 2588). Area-wide sources are those that emit over an unspecified area. This could include paved roads, unpaved roads, or consumer product emitting sources.

**Figure 1. Mobile, Area-wide, and Stationary Source Air Toxics Emissions (tons) in the San Joaquin Valley**



## Air Toxics Screening Assessment

EPA's Air Toxics Screening Assessment (AirToxScreen), formerly known as The National Air Toxics Assessment (NATA), is a screening tool to provide communities with information about health risks from air toxics. AirToxScreen is part of EPA's approach to air toxics that provides updated data and risk analyses on an annual basis, helping state, local and tribal air agencies, EPA, and the public more easily identify existing and emerging air toxics issues. State and air district toxic emissions inventory data are compiled to create a national emissions inventory of air toxic sources, which is used by EPA to generate the AirToxScreen Mapping Tool. The AirToxScreen Mapping Tool can be found at: <https://www.epa.gov/AirToxScreen/airtoxscreen-mapping-tool>.

## Assembly Bill (AB) 617 - Community Air Protection Program

The implementation of AB 617 (C. Garcia, 2017) has brought additional clean air resources and strategies to Valley communities. Despite the significant reductions in emissions of criteria and toxic air pollutants that have already been achieved across the Valley, there remain many Valley communities that are disproportionately burdened by the cumulative

effects of various environmental and socioeconomic factors. AB 617 requires the expedited implementation of advanced control technologies for existing stationary source facilities; development and implementation of community-specific air quality monitoring networks; development and implementation of community emission reduction programs; enhanced reporting of facility emissions inventory data, and the creation of publically accessible online clearinghouses of emission control technology determinations. Resources available through this legislation have allowed the District and Community Steering Committees, through a comprehensive public outreach and community engagement process, to develop programs for community protection and develop a robust plan for reducing local exposure to fine particulate matter and toxic air contaminants in Valley communities.

## **Criteria Air Pollutant and Toxics Air Contaminants Reporting Regulation**

AB 617 requires CARB to develop a uniform statewide system of annual reporting of emissions of criteria air pollutants and toxic air contaminants for certain categories of stationary sources. The bill requires stationary sources to report their annual emissions of criteria air pollutants and toxic air contaminants. In order to implement these reporting requirements, CARB developed the "Regulation for the Reporting of Criteria Air Pollutants and Toxic Air Contaminants" (CTR) to implement statewide annual reporting of criteria air pollutant and toxic air contaminant emissions data from facilities, and was adopted in support of mandates under AB 617, AB 197, and AB 2588. For Valley permitted facilities, the District will implement this regulation on behalf of the state through the District's existing annual emission inventory and air toxics processes. Emissions inventory data is critical to understanding the sources of emissions that may contribute to adverse health risks or other impacts at the local, regional, and statewide level. In 2022, 221 facilities were required to report their criteria and toxic emissions under the CTR regulation for the 2021 inventory reporting year. Facility emissions reported under CTR regulation are visualized in CARB's Pollution Mapping tool. The tool provides an interactive platform where users can select facilities by name, location, or industrial sector; view their reported emissions using maps, charts and tabular formats; and download data. It can be found at: [https://ww3.arb.ca.gov/ei/tools/pollution\\_map/](https://ww3.arb.ca.gov/ei/tools/pollution_map/).

## **Summary of California's Air Toxics "Hot Spots" Information and Assessment Act**

### **Background**

The *Air Toxics "Hot Spots" Information and Assessment Act* (AB 2588, 1987, Connelly) was enacted in September 1987 and later strengthened in 1992. Under this act, stationary sources are required to report the types and quantities of certain toxic substances their facilities routinely release into the air. The goals of AB 2588 are:

- to identify Valley facilities that release toxic air contaminants as a result of their day to day operations
- to collect and quantify emission data
- to identify facilities causing localized impacts
- to determine facility-wide health risks
- to notify nearby residents and businesses of significant risk facilities in their vicinity
- to require that significant-risk facilities reduce their risks below the level of significance in accordance with the provisions of the "Emissions Inventory Criteria and Guidelines Report" adopted by the Air Resources Board

The District's implementation of AB 2588 has minimized health risks to the public associated with the release of air toxic emission from sources located within the San Joaquin Valley. Under this right-to-know law, the District has worked with facilities to quantify air toxic emissions, determine the potential health risk associated with those emissions, and report any risk determined to be significant by the District through written public reports and neighborhood public meetings. A flowchart summarizing the AB 2588 implementation process is provided in Appendix C.

### **Assessing the Risk to the Public**

The State Air Toxics "Hot Spots" Act requires the District to compile an inventory of toxic emissions from Valley facilities, prioritize facilities for health risk, evaluate public health risks for facilities ranked as high priority, and notify individuals who may be impacted by any significant health risks. Although Hot Spots is primarily a public right-to-know and notification program, the public awareness achieved through the Hot Spots program has led many Valley businesses to voluntarily reduce their toxic emissions to ease community concerns.

### **Implementation**

The District utilizes the applicability criteria outlined in CARB's Emission Inventory Criteria and Guidelines Regulation (EICGR) to determine which facilities are evaluated under the program. Facilities are subject to quantifying and reporting their toxic emissions if one or more of the criteria below is met:

- Emit 10 or more tons per year of criteria pollutants (particulate matter, oxides of nitrogen, oxides of sulfur, or organic gasses)
- Emit less than 10 tons per year of criteria pollutants, but meet one or more of the classes listed in Appendix E of the EICGR
- Emit toxic substances that have been added to Appendix A of the EICGR
- Emit toxic substances that have new health risk values published by the state's Office of Environmental Health Hazard Assessment (OEHHA)

The risk evaluation processes were revised in 2015 as the District implemented the state Office of Environmental Health Hazard Assessment's (OEHHA's) revised *Guidance on Preparation of Health Risk Assessments* that was adopted by OEHHA in early March 2015. The District's health risk assessment processes and policies were updated accordingly and implemented July 1, 2015. This revised guidance was designed to incorporate the Governing Board's guidance to implement OEHHA's revisions to provide enhanced protection of children, and the public overall, while preventing unreasonable restrictions on permitting actions.

OEHHA's revised guidance has been incorporated into the District's implementation of the AB 2588 Hot Spots Program. Since the calculated health risk under the new methodologies is higher than previous estimates, Valley facilities are being reassessed under AB 2588. Under this health risk reassessment process, facilities are first evaluated to determine applicability to the Air Toxics "Hot Spots" program. Facilities determined to be subject to the Air Toxics "Hot Spots" program are required to prepare a Toxic Emission Inventory Plan (Plan) and a Toxic Emission Inventory Report (Report) in order to provide site-specific inventories of air emissions of toxic substances.

In 2016, the District began the outreach and reassessment of facilities by following the phased processing schedule outlined in AB 2588, which was originally implemented in the late 80's and early 90's. AB 2588 subjected three major categories (or phases) of facilities to the regulation based upon their level of annual emissions. The AB 2588 regulation also allows for "Industry-wide" toxics emissions inventory, which consist of facilities that are small businesses where emissions can be generally characterized such as gasoline dispensing facilities, auto body coating facilities, etc. These industry-wide facilities are being addressed under the fourth assessment phase. Similar to industry-wide facilities, small single source facilities, such those with only diesel internal combustion engines (DICE), are also being assessed in the fourth phase of the implementation schedule. The following summary outlines each phase within the District's implementation plan:

First phase:	Phase I Facilities ( $\geq 25$ tons emissions per year)
Second phase:	Phase II Facilities ( $10 \leq$ tons emissions per year $< 25$ )
Third phase:	Phase III Facilities ( $< 10$ tons emissions per year)
Fourth phase:	Phase IV Facilities (Industry-wide such as Gas Stations, Auto Body Shops, etc.; DICE only, Ag facilities)

## AB 2588 Evaluation Process

### Toxic Emission Inventory Plans and Reports

Under this act, facilities are required to prepare Toxic Emission Inventory Plans and Reports to develop site-specific inventories of air emissions from toxic substances. Plans provide an outline and methodology for calculating toxic emissions for all permitted and non-permitted stationary sources operated at the facility. This is reviewed and approved by the District prior to emission quantification. Reports include calculations of facility's toxic emissions using site-specific process rates and emission factors in order to perform a "Prioritization" of the facility's air toxic emissions.

### Prioritization

AB 2588 requires air districts to prioritize facilities to determine a facility's status within the program. In establishing priorities, the air districts are to consider the potency, toxicity, quantity, and volume of hazardous materials released from the facility, the proximity of the facility to potential receptors, and any other factors that the district determines may indicate that the facility may pose a significant health risk. The District uses the prioritization methodology outlined in the California Air Pollution Control Officers Association (CAPCOA) *Facility Prioritization Guidelines* to prioritize facilities under AB 2588. Utilizing the facility's approved Plan and Report, a facility's priority status is determined using the prioritization thresholds listed in District Policy APR 1906, as identified in Table 2 below.

Table 2: AB 2588 Prioritization Thresholds and Categories

Prioritization Thresholds	Priority Category	Category Requirements
$\leq 1$	Low Priority	Facility is conditionally exempt from further AB 2588 requirements
$>1$ and $\leq 10$	Intermediate Priority	Facility is required to provide an update summary on a quadrennial basis
$> 10$	High Priority	Facility is required to perform a Health Risk Assessment

### Health Risk Assessment

Facilities that classify as "High" priority are required to perform a Health Risk Assessment (HRA) to determine whether its toxic emissions are expected to pose a significant risk to nearby residents and workers. Under AB 2588, the District and the Office of Environmental Health Hazard Assessment's (OEHHA) review each HRA. HRAs performed under the program are required to use the methodologies and procedures outlined in District guidelines and OEHHA's 2015 Air Toxic Hot Spots Program "*Guidance Manual for Preparation of Health Risk Assessments*". A facility's status under the program is determined using established health risk thresholds as identified in Table 3 below:

**Table 3: AB 2588 Health Risk Assessment Thresholds**

Health Risk Thresholds	Risk Category	Category Requirements
Cancer risk < 1 in a million, and Total hazard index of < 0.1	Low Risk	Facility is conditionally exempt from further AB 2588 requirements
$1 \leq$ Cancer risk < 10 in a million, or $0.1 \leq$ Total hazard index $\leq$ 1.0	Intermediate Risk	Facility is required to provide an update summary on a quadrennial basis
Cancer risk $\geq$ 10 in a million, or Total hazard index of > 1.0	High Risk	Facility is required to go through the public notification process
Cancer risk > 100 in a million, or Total hazard index of > 5.0	Risk Reduction	Facility is required to go through the public notification process and prepare a Risk Reduction Plan

**Public Notification**

Facilities that are determined to be high risk to nearby residents or workers are required to notify those exposed persons, through the District's Public Notification process. This process allows the District to inform the public of their potential exposure to toxic substances routinely released into the air from facilities and the potential health risks associated with those exposures. Additionally, this process allows any public questions or concerns regarding exposure and health risk associated with the facility's toxic emissions to be heard and discussed. As of 2022, no District permitted facilities have been determined to pose risks in excess of these public notification levels.

**Risk Reduction Audit and Plan**

Facilities that pose health risks above District action levels are required to submit risk reduction audits and plans (RRAP) to reduce their risk. The District's review of completeness of any facility RRAP includes a substantive analysis of the emission reduction measures included in the plan, and the ability of those measures to achieve emission reduction goals as quickly as feasible. If the District determines that the RRAP does not meet those requirements, the District shall return the audit and plan to the facility to remedy the deficiencies identified by the District. No District permitted facilities have been determined to pose risks in excess of the risk reduction action levels.



### **Update Summary Facilities**

Intermediate Priority and Intermediate Risk facilities are subject to the regulation's Update Summary reporting process. At least once every four years, these facilities must provide their annual activity and resulting emissions inventory in order to provide the District with updated facility information and to determine whether any operational changes at the facility have the potential to affect the facility's health risk status under the program. Operational changes could consist of increasing process rates, or by operating new or modified stationary sources at the facility. However, it is important to note that changes to the facility that require a District permit or permit modification must be approved by the District prior to being implemented. Based on the information submittal, the District determines if an updated AB 2588 assessment is required.

### **Industry-wide and Small Single Source Facilities**

Under the state's regulation, common types of smaller commercial facilities where the air toxics emissions from individual facilities can easily and generically be characterized and calculated, qualify for a more streamlined assessment process referred to as "industry-wide". These facility industry-wide classes include gasoline dispensing facilities, dry cleaning operations, and automotive coating facilities.

Similar in concept to the industry-wide facilities, smaller operations operating only a single type of emission unit, cannot qualify as industry-wide, and where the emissions can easily and generically be characterized and calculated, qualify for a more streamlined assessment process referred to as "small single source" facilities. Small single sources include facilities only operating a diesel-fired emergency IC engine.

## **CARB's Updates to AB 2588 Guidance in 2022**

### **2022 Amendments to the Emission Inventory Criteria and Guidelines Regulation**

Amendments were made to the Emission Inventory Criteria and Guidelines Regulation (EICGR) and approved by the Office of Administrative Law on March 21, 2022. CARB amended the EICGR to collect more comprehensive emission data across the state. The primary amendments to the EICGR include:

- Updated reporting requirements for diesel engines
- Added factors in determining facility exemptions, reinstatements, and update reporting provisions
- Increased the number of reportable substances in Appendix A from approximately 700 to over 1,700 substances
- Established a phase-in schedule for evaluating newly added substances, consistent with the CTR Regulation's emissions inventory schedule
- Added new source test requirements for certain source types

### **2022 Gasoline Service Station Industrywide Risk Assessment Guidance**

To assist air districts in assessing Gasoline Dispensing Facilities (GDF) as required under AB 2588, CARB and California Air Pollution Control Officers Association (CAPCOA) prepared an updated standardized Gasoline Service Station Industrywide Risk Assessment Guidance in 2022. This guidance provides a framework for air districts to use when evaluating the public health risks from GDFs. This guidance replaces the 1997 Gasoline Service Station Industrywide Risk Assessment Guidelines that was previously used by air districts for their health risk evaluations. Changes in the 2022 technical guidance include new health risk methodologies, updated emission factors for gas stations, and new information on the toxic chemicals in gasoline. Due to the significant changes in the methodology and the state-wide effort to evaluate GDFs under AB 2588, in 2022 the District expeditiously evaluated the Valley's permitted GDF facilities (approximately 1,500 facilities).

## Air Toxics Hot Spot Assessments Summary

The District has finalized 6,926 AB 2588 facility assessments from 2016 - 2022. Table 4 below identifies the number of facilities assessed in 2022 through a prioritization analysis (after completion of a Plan and Report), applicability exemption determination, or a health risk assessment (after completion of a prioritization).

**Table 4: Summary of Facilities Assessed Under AB 2588 in 2022**

AB 2588 Category	Number of Facilities Assessed in 2022
Low/Exempt Priority	938
Low/Exempt Risk	3
Intermediate Priority	646
Intermediate Risk	18
High Priority	8
High Risk	0
<b>Total</b>	<b>1,613</b>

Of the facilities evaluated under AB 2588 in 2022, approximately 1,500 were GDFs evaluated under CARB and CAPCOA's updated standardized Gasoline Service Station Industry-wide Risk Assessment Guidance that was finalized in 2022. A detailed list of the facilities evaluated in 2022 and their current status under AB 2588 can be found in Appendix A.

## **Preventing Creation of Significant Health Risk**

The overall goal of the District's integrated approach to air toxics emissions in the San Joaquin Valley aims to maximize public health improvements and minimize public exposure to air toxic emissions. The integrated air toxics program assists in preventing, minimizing, and reducing health risks through a variety of programs.



### **New or Modified Stationary Source Evaluations**

One goal of District risk management review efforts is to minimize the increase that new and modified stationary sources add to the existing toxic load and any potentially significant public health impacts associated with the release of those airborne toxic emissions. In order to achieve this goal, the District evaluates the health risk of stationary sources as part of the District's permitting process and engineering evaluation.

Under the District's risk management policy, Toxic Best Available Control Technology must be applied to all units that may pose greater than de minimis levels of risk (i.e., a cancer risk greater than one in one million). Projects that would pose significant impacts to nearby residences or businesses (i.e., by causing an increased cumulative facility cancer risk of 20-in-a-million or greater) are not approvable. When a project is determined not to be approvable as proposed, District staff will work with the applicant to find approvable low-risk alternatives, such as installing air toxic emissions control devices or limiting the operation of the proposed equipment. Under this program, the District has performed over 16,000 Risk Management Reviews for facilities throughout the District. As a consequence, no permit for a new or modified operation has been approved since the program was initiated in 1995 that would have created a significant health impact through increases in air toxic emissions.


## Air Toxics “Hot Spots” Information and Assessment Act

As noted earlier in this report, this law is designed to provide information on the extent of emissions from existing stationary sources and the potential public health impacts of those emissions. Facilities are required to calculate and report to the District their actual emissions of air toxic emissions. “Significant Risk” facilities must disclose their impacts to the nearby residents that may be impacted. Facilities that exceed a higher risk reduction action threshold must go even further and reduce emissions of air toxics. No Valley facility currently poses a significant risk under the “Hot Spots” program, while at the beginning of the implementation of the program, in 1989, 16 facilities were classified “Significant Risk Facilities.” As discussed above, the District has begun a significant risk reassessment process that incorporates the revised OEHHA guidance.

## Incentive-Based Programs

To assist in reducing air toxic emissions throughout the Valley, more than \$5 billion in public and private funding has been invested in clean-air projects through the District's voluntary incentive programs. In total, these programs have reduced more than 240,000 tons of harmful emissions. For example, more than 30,800 older, high-polluting heavy-duty diesel engines have been replaced with zero emission electric motors or cleaner burning engines equipped with the latest in emission control technology. These replacements have resulted in the reduction of nearly 17,000 total tons of carcinogenic diesel particulate matter emissions. In addition, the District's voluntary incentive programs provide critical funding to replace old, higher-polluting school buses, light-duty passenger vehicles, residential wood burning devices, and numerous others. Through the District's first-of-its-kind Ag Burn Alternatives Grant program, the District provides funding to support the Valley's ongoing phase-out of agricultural open burning and the development of innovative alternatives to open burning.

In 2017, AB 617 initiated a statewide effort to monitor and reduce localized air pollution, and highly improve public health, in communities that experience disproportionate burdens from exposure to air pollutants through new community-focused and community-driven actions. The communities of Shafter, South Central Fresno, Stockton and Arvin/Lamont were selected to receive clean air resources available under AB 617 through the Community Air Protection Program. This program includes a substantial investment of



community-level funding through a wide variety of voluntary incentive funding measures, including the Tune-In & Tune-Up program and the Fireplace & Woodstove Change-Out Program. The Tune-In & Tune-Up program provides incentives for primarily low-income

District residents to perform much-needed smog related repairs to their personal vehicles. In some cases, the District is even able to offer greater incentives for residents to replace their old, high polluting vehicle with a much cleaner and much newer vehicle. Through the Fireplace & Woodstove Change-Out Program, the District is able to provide funding for District residents to replace, older, high polluting residential wood burning devices with new, clean burning devices or natural gas inserts. Through this program, the District offers a higher incentive for the District's low-income population.

## **Attainment Plans and Control Strategies**

Within the District's *2018 PM<sub>2.5</sub> Plan*, the District prioritized strategies achieving the greatest public health benefits while satisfying applicable attainment planning requirements. The District also analyzed the health benefits that would result from implementation of the plan. Several examples of prioritized control strategies included in the *2018 PM<sub>2.5</sub> Plan* include new measures to further reduce emissions from commercial cooking (Rule 4692) and residential wood burning (Rule 4901). These measures will reduce some of the most harmful types of particulate matter when and where those reductions are most needed in urban, highly populated areas. The District has prioritized commitments to strengthen these programs due to the significant and well-researched public health benefits.

## **Indirect Source Review Rule**

The District's Indirect Source Review (ISR) rule, in place since 2005, achieves combustion-related NO<sub>x</sub> and PM<sub>10</sub> emission reductions from the construction and operation of new development projects through the incorporation of design features and on-site mitigation measures. The focus of these emissions reductions are from mobile source heavy duty off-road diesel equipment and heavy duty on-road diesel trucks, which emit diesel particulate matter, one of the most potent carcinogens.

## **California Environmental Quality Act and Health Risk Assessments**

The California Environmental Quality Act (CEQA) requires public agencies to evaluate environmental impacts from a development project and all feasible alternatives or mitigation measures that can substantially reduce or avoid those impacts. Generally, the main responsibility for satisfying CEQA requirements, or "lead agency" role, falls under the responsibility of city or county planning agencies.

From a health risk perspective, land use decisions are critical to improving and preventing degradation of air quality within the San Joaquin Valley, as land use patterns greatly influence potential exposure of sensitive receptors to sources of air pollution. Under CEQA, land use agencies must evaluate the potential significance of health risks associated with development projects. The District provides support to land use agencies when making air quality impact determinations by assisting in the review of health risk assessments performed for the project.



## Outreach and Education

As we move forward in achieving our mission, the District shall continue its ongoing efforts to educate the public about air quality, and the significant clean air investments and air quality progress that have been made in the Valley.

The District's information and educational programs include the Real-Time Air Quality Advisory Network (RAAN), Web-based Archived Air Quality (WAAQ) System, and Healthy Air Living Schools program.

RAAN uses real-time data from air monitoring stations throughout the Valley to provide hour-by-hour air quality updates to schools and other subscribers. WAAQS was implemented in 2015 and takes RAAN a step further by providing neighborhood-by-neighborhood historical air quality data for any address in the Valley air basin. Valley residents can use this information to make informed decisions and plan outdoor activities for times with the best air quality, reducing potential air quality health risks. As a high priority area of focus, the District has continued working to expand the Healthy Air Living Schools initiative to deliver an extensive set of tools and information, including the recent launch of school-based Real-Time Electronic Air-quality Displays (READ), to enable Valley schools to understand and respond to air quality conditions and protect the health of students.



## Air Toxics Regulations

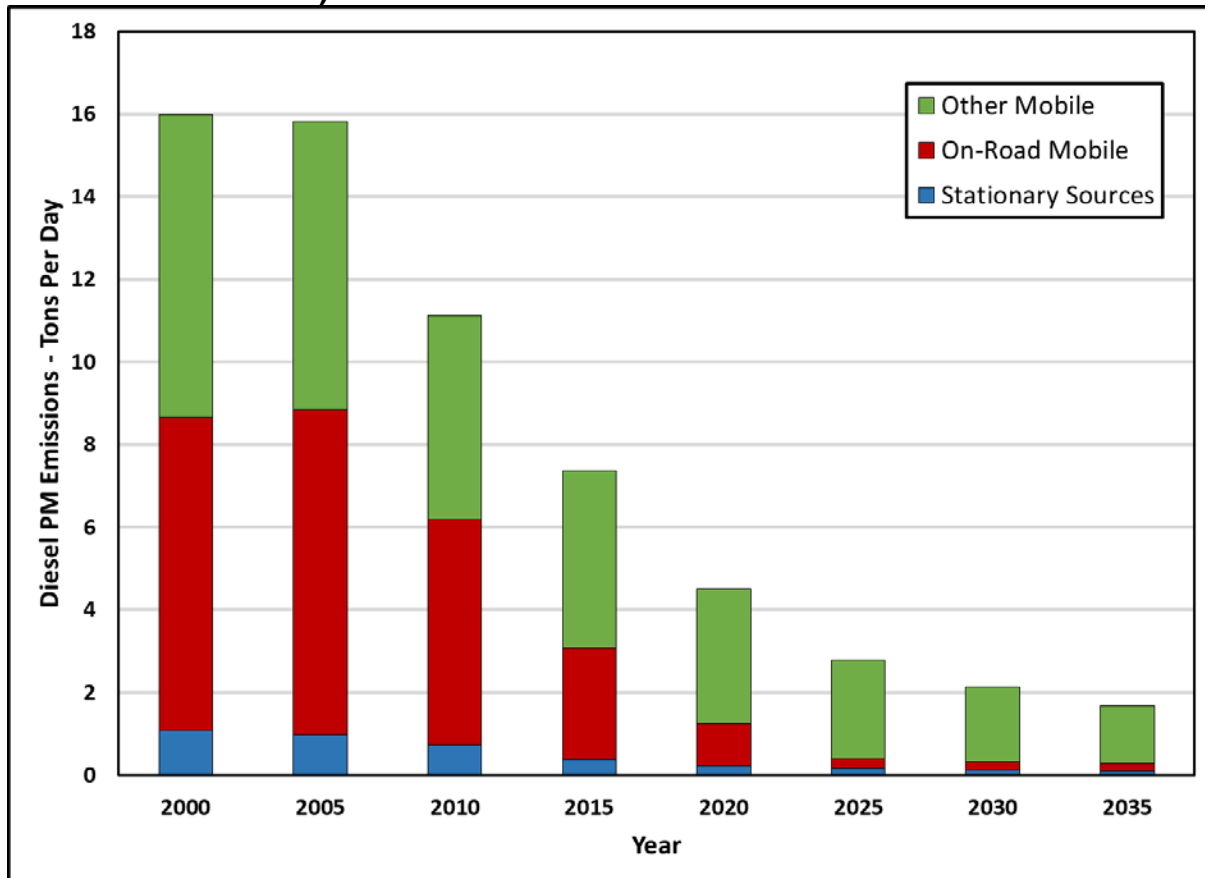
In addition, the District implements a variety of state, federal, and District rules reducing and regulating the emissions of toxic air pollutants. Such regulations have generated significant reductions in air toxics from a wide variety of sources, from requiring the gradual phase-out of perchloroethylene used at dry cleaners and mandating emissions controls at chrome platers, to a large number of rules aimed at reducing particulate emissions from diesel internal combustion engines.

Due to this diverse set of risk reduction efforts, approximately 14% of all air toxics in the San Joaquin Valley are now emitted from stationary sources of pollution under the direct control and regulation of the District, while 52% comes from mobile sources such as cars and trucks, and the remaining 34% is emitted from area-wide sources like road dust, paints, solvents, and other consumer products (per CTI). Mobile and area-wide sources of emissions are generally under the regulatory authority of the State of California and the federal government.

### **Diesel Exhaust Risk Reduction**

CARB identified particulate matter emissions from diesel-fueled engines as a toxic air contaminant with the potential to pose a significant cancer risk to the public. Historically the cancer risk from the exhaust of diesel internal combustion engines has been determined to be far higher than the estimated cancer risk from all other sources of air pollution combined. Because of the high level of risk associated with diesel exhaust, and because of the prevalence of the engines, the State chose not to address diesel exhaust using the existing risk management guidance. Instead, the State decided to establish an advisory committee of interested parties, and developed a comprehensive risk management plan that would result in significant reductions in emissions of diesel particulate matter. CARB adopted the Risk Reduction Plan to Reduce Particulate Matter Emissions from mobile and stationary Diesel-fueled Engines. The figure below shows the trend and forecast of diesel PM emissions in the San Joaquin Valley through the year 2035.

**Figure 2. Diesel PM Emissions Trend, San Joaquin Valley (CARB CEPAM Database 2019 v1.04)**



Several of the following Air Toxic Control Measures (ATCMs) were developed as a part of ARB's diesel exhaust risk reduction efforts, which continue to be developed. Related information is available on CARB's ATCM website at:

<https://ww2.arb.ca.gov/resources/documents/airborne-toxic-control-measures>.



### **ATCM Portable Diesel-Fueled Engines**

The purpose of the CARB adopted Portable Diesel ATCM is to protect public health by controlling particulate matter (PM) emissions from diesel fueled portable engines rated at 50 horsepower and greater operating in California. All existing portable diesel engines were required to be certified by January 1, 2010, and all new portable engines were required to meet the latest certification standards. In addition, the ATCM contains stringent diesel PM fleet standards that apply after 2010.

The latest version of the ATCM became effective on November 30, 2018 and contains stringent emissions standards and operational requirements that impact new and existing portable diesel engines. The District has been implementing the requirements of the Portable ATCM in the review of applications for District Portable Registrations and permits for portable diesel engines. This ATCM is expected to continue to result in a substantial reduction in Valley diesel PM emissions over the next several years.

### **ATCM Stationary Diesel-Fueled Engines**

The purpose of the CARB adopted Stationary Diesel ATCM is to protect public health by controlling particulate matter (PM) and criteria pollutant emissions from stationary diesel fueled portable engines rated at 50 horsepower and greater operating in California.

This ATCM is satisfied via Rule 4702 (Internal Combustion Engines) in combination with the District's permitting or Permit-Exempt Equipment Registration (PEER) program. These District programs have collectively been found by the CARB to be equivalent to the Stationary ATCM for stationary agricultural engines. This ATCM and District Rule 4702 are expected to continue to result in a substantial reduction in Valley diesel PM emissions over the next several years.

### **CARB Control Measure for In Use Off-road Diesel Vehicle Rule**

The purpose of the CARB adopted an off-road diesel vehicle rule is to reduce diesel PM and oxides of nitrogen (NO<sub>x</sub>) emissions from in-use (existing) off-road heavy-duty diesel vehicles. The regulation applies to self-propelled diesel-fueled vehicles that cannot be registered and licensed to drive on-road. Examples include loaders, crawler tractors, skid steers, backhoes, forklifts, and airport ground support equipment. Vehicles with engines less than 25 horsepower are exempt. The regulation is expected to reduce diesel exhaust emissions by over 1,600 tons per year statewide between 2010 and 2030.

### **Diesel Particulate Matter Control Measure for On-road Heavy-duty Diesel-fueled Vehicles Owned or Operated by Public Agencies and Utilities**

The purpose of the CARB adopted control measure will reduce emissions from on-road heavy duty vehicles over several deadlines, with the first groups of vehicles required to be in compliance by December 31, 2007. This control measure is particularly effective because it reduces diesel PM emissions in the heart of residential communities where municipal and utility vehicles frequently conduct business, and where the public is significantly impacted by diesel PM emissions.

### **ATCM to Limit Diesel-Fueled Commercial Motor Vehicle Idling**

CARB initially adopted an ATCM to reduce emissions of toxics and criteria pollutants by limiting idling of new and in-use sleeper berth-equipped diesel trucks. The emission performance requirements require technologies used as alternatives to idling the truck's main engine. The new engine requirements required 2008 and newer model year heavy-duty diesel engines to be equipped with non-programmable engine shutdown systems that automatically shut down the engine after five minutes of idling or, alternatively, meet a more stringent NO<sub>x</sub> idling emission standard. Beginning January 1, 2008, in-use truck requirements require operators of both in-state and out-of-state registered sleeper berth equipped trucks to manually shut down their engine when idling more than five minutes at any location within California. Each year heavy-duty diesel truck idling contributes to hundreds of pounds of PM as well as other pollutants to the Valley. The District Incentive Program has subsidized truck stop support equipment to reduce diesel truck idling along the main goods movement corridors. Tests conducted by the District and CARB have determined that an idling truck can consume up to a gallon of diesel fuel an hour. The idling of heavy-duty trucks, at the time of delivery, represents a high percentage of emissions around developed areas in the Valley.

### **ATCM for Transport Refrigeration Units**

The purpose of the CARB adopted ATCM is to reduce emissions of diesel PM from Transport Refrigeration Units (TRUs). TRUs are refrigeration systems powered by diesel internal combustion engines designed to refrigerate or heat perishable products that are transported in various containers, including semi-trailers, truck vans, shipping containers, and rail cars. Although TRU engines are relatively small, ranging from 9 to 36 horsepower, significant numbers of these engines congregate at distribution centers, truck stops, and other facilities, resulting in the potential for health risks to those that live and work nearby. CARB estimated that diesel PM emissions from TRUs will be reduced by 83% by 2040. CARB has recently developed amendments to this ATCM. Related information is available on their TRU ATCM website at <https://ww2.arb.ca.gov/our-work/programs/transport-refrigeration-unit>.

### **ATCM for Hexavalent Chromium for Decorative and Hard Chrome Plating and Chromic Acid Anodizing Facilities**

The purpose of the CARB adopted ATCM is to established new, more stringent emission limitations that depend upon size and nearness to sensitive receptors, limited the use of chemical fume suppressants, and adopted new housekeeping, education, monitoring, recordkeeping, and reporting requirements. The District chose to implement this ATCM by revising Rule 7011 to incorporate the revised ATCM by reference. The District also required submission of a compliance plan and applications for Authorities to Construct (ATCs). A compliance workshop was held on November 17, 2007 to assist facility owners and operators in complying with the ATCM. The District's Governing Board adopted the rule on January 17, 2008.

CARB has recently begun a process to amend the ATCM to establish enhanced best management practices (e.g. building enclosures, limits, source testing, etc.) for all chrome plating facilities using hexavalent chrome. On November 29, 2022, CARB released a staff

report with the initial statement of reasons for the proposed amendments, with the stated goal of eliminating toxic hexavalent chromium emissions from the chrome plating industry in California over time. The amendments propose phasing out the use of hexavalent chromium from chrome plating operations for all new chrome plating facilities in California as early as January 2024. Subsequently, CARB staff presented the proposed amendments as a Board item during a public hearing in January of 2023. The hearing was the first of two hearings for the proposed amendments, the second hearing scheduled for a later date, at which time the chrome plating ATCM amendments will be voted on for approval.

There are numerous expected benefits from the proposed amendments, including eliminating hexavalent chromium emissions from California's chrome plating industry, reducing the potential cancer risk to individual residents and off-site workers near chrome plating facilities, and reducing occupational exposures for on-site workers.

#### **ATCM for Perchloroethylene Emissions from Dry Cleaning Operations**

The purpose of the CARB adopted ATCM is to phase out the use of perc dry cleaning machines and related equipment by January 1, 2023. In addition, the amendments will put in place revisions to the Curriculum for the Environmental Training Program for Perc Dry Cleaning Operations (Training Curriculum). There were changes to the operational requirements for dry cleaners as well. For example, the revised ATCM requires that owners/operators maintain a spare set of gaskets on-site. Also, the trained operator must now be on-site whenever the machine is operated. These amendments became effective upon final approval by the Office of Administrative Law on December 27, 2007. The District adopted the revised ATCM in 2008 by reference.

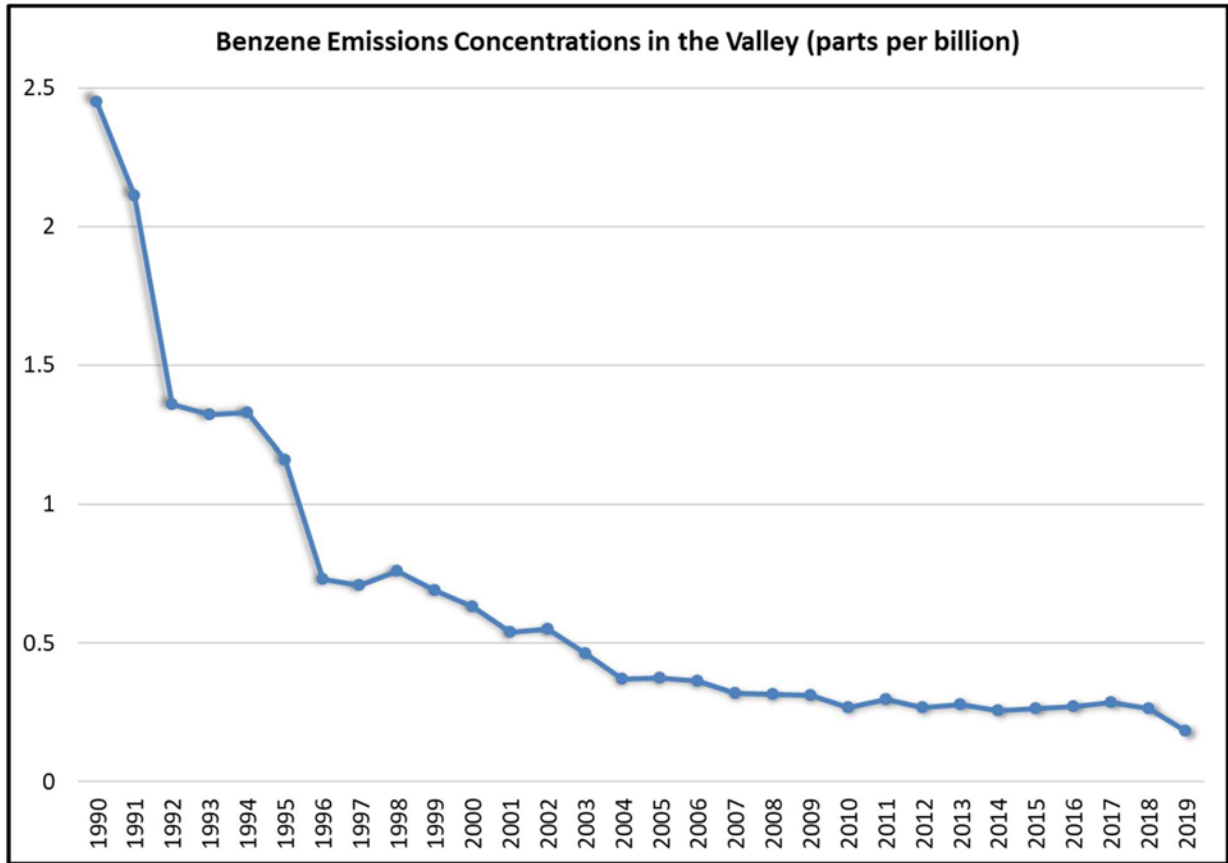
#### **ATCM for Composite Wood Products**

The purpose of the CARB approved ATCM is to reduce formaldehyde emissions from composite wood products including hardwood plywood, particleboard, medium density fiberboard, thin medium density fiberboard, and also furniture and other finished products made with composite wood products. Formaldehyde is produced on a large scale worldwide. One major use includes the production of wood binding adhesives and resins. CARB developed a modified version of the Composite Wood Product ATCM that was released for a 15-day public comment period on January 31, 2008, and was approved April 18, 2008, by the Office of Administrative Law. Further amendments to this ATCM were approved in May of 2012.

#### **ATCM for Benzene from Retail Service Stations**

CARB adopted the ATCM for Emissions of Benzene from Retail Service Stations. The ATCM reflects the use of best available control technology, which requires the installation of CARB-certified Phase I and II vapor recovery control equipment at all retail service stations. The ATCM is designed to reduce benzene and total hydrocarbon emissions from uncontrolled stations by 95 percent. Figure 3 shows the trend of benzene emissions in the Valley.

**Figure 3. Benzene Emissions Trend, San Joaquin Valley (CARB Annual Toxics Monitoring Data)**



**ATCMs Adopted by the District as Regulations:**

- District Rule 7011: Chromium Plating And Chromic Acid Anodizing Facilities
- District Rule 7012: Hexavalent Chromium - Cooling Towers
- District Rule 7021: Ethylene Oxide - Sterilizers and Aerators
- District Rule 7031: Dioxin - Medical Waste Incinerators
- District Rule 7041: Fluorides - Phosphoric Acid Plants
- District Rule 7050: Asbestos - Containing Material for Surfacing Applications
- District Rule 7060: Toxic Metals from Non-Ferrous Metal Melting
- District Rule 7070: Perchloroethylene from Dry Cleaning Operations

Other ATCMs are implemented primarily through the permitting process. These include the ATCM for Stationary Compression Ignition Engines and the ATCM for Diesel Particulate Matter from Portable Engines Rated at 50 Horsepower and Greater.

**Reducing Health Risk through Enforcement Delegation**

On July 1, 2008, the District began enforcing California Air Resources Board's ATCM to Limit School Bus Idling and Idling at Schools and ATCM to Limit Diesel-Fueled Commercial Motor Vehicle Idling, during timeframes in which state funding is available to

support these efforts. The purpose of these ATCMs is to reduce toxic and criteria air pollutants by limiting idling time. By enforcing these requirements in the Valley, the District is able to directly reduce public exposure from toxic emissions, especially in sensitive areas.

The District was delegated the responsibility of enforcing the U.S. EPA's NESHAP for asbestos, a known carcinogen, and as a result performs hundreds of inspections of construction projects that have the possibility of disturbing asbestos containing materials. By ensuring that these materials are removed and handled correctly, the probability of harmful releases of asbestos is significantly reduced.

### **Implementation of Federal Air Toxics Mandates**

EPA has issued NESHAPs through Part 61 and Part 63 of Title 40 of the Code of Federal Regulations (CFR). The Part 61 NESHAPs were issued prior to the adoption of the Federal Clean Air Act Amendments of 1990. Those NESHAPs are specific to a particular hazardous air pollutant (HAP). Due to little activity in adopting NESHAPs, the 1990 amendments to the Federal Clean Air Act established a new procedure for developing NESHAPs. A list of 189 HAPs was established. EPA identified industries that emitted those HAPs and established a prioritized list of over 70 source categories for which Maximum Achievable Control Technology (MACT) standards would be promulgated. These MACT standards apply to major sources of HAPs, defined as sources with emissions greater than 10 tons per year of a single HAP, or 25 tons per year of combined HAPs. Many of these source categories are already subject to state and local regulation, which have traditionally been more stringent than the federal regulations. EPA has already adopted MACT standards to address the majority of the source categories identified.

In addition to the MACT standards for major sources, EPA is also required to adopt NESHAPs standards to reduce the health risk associated with area (non-major) sources of HAPs. As the result of a lawsuit, EPA was under court order to promulgate area source NESHAPs for 4 categories of sources by December 15, 2006; for 6 categories by June 15, 2007; and for 10 categories each 6 months thereafter until June 15, 2009. Similar to the MACT standards for major sources, many of the area sources subject to these standards are already subject to state and local regulation. Area source NESHAPs have already been promulgated for Oil and Natural Gas Production Facilities; Polyvinyl Chloride and Copolymers Production, Primary Copper Smelting, Secondary Copper Smelting, and Primary Nonferrous Metals - Zinc, Cadmium, and Beryllium; Acrylic and Modacrylic Fibers Production, Carbon Black Production, Chemical Manufacturing: Chromium Compounds, Flexible Polyurethane Foam Production and Fabrication, Lead Acid Battery Manufacturing, and Wood Preserving; Clay Ceramics Manufacturing, Glass Manufacturing, and Secondary Nonferrous Metals Processing; Electric Arc Furnace Steelmaking Facilities; and Hospital Ethylene Oxide Sterilizers. See Appendix D for the current status of the District's implementation of NESHAPs.

An amendment to 40 CFR part 63, subpart ZZZZ (control of HAPs from reciprocating internal combustion engines) was proposed on June 6, 2012, and was finalized by EPA

on January 14, 2013. This regulation requires reductions in hazardous air pollutants from stationary internal combustion engines over the next several years, and requires significant recordkeeping and monitoring of the engines affected. The District is currently developing processes and policies to assist those facilities affected to comply with the new requirements.

Many other amendments to existing NESHAPs were finalized in 2012: Chemical Manufacturing, Hard & Decorative Chrome electroplating and HCL supplements, Polyvinyl Chloride, Nitric Acid Plants, Petroleum Refineries process heaters and flares, etc. While these NESHAPs have lesser applicability in California and the San Joaquin Valley than the engine NESHAP discussed above, the District will identify, notify, and assist those facilities affected.

In December 2021, EPA issued a decision extending Toxic Release Inventory (TRI) reporting for ethylene oxide to 29 facilities across the country. These facilities were required to begin tracking their chemical activities, releases and other waste management quantities starting in January 2022 and submit TRI data to EPA in 2023. None of these facilities are located within the San Joaquin Valley.

The District currently is delegated authority by EPA to implement and enforce NESHAPs through two mechanisms. First, all major sources of HAPs are required to obtain Title V operating permits. The NESHAP requirements for these major sources are included in the Title V permits for which the District is delegated authority by EPA. Second, the District is delegated authority to implement and enforce all area source NESHAPs that are included in District Rule 4002, most recently amended on May 20, 2004. Under the District's Air Toxics Program and federal regulations, there are several options for implementing new NESHAP requirements. These options are discussed in more detail below. The District will choose the most appropriate option for implementing each Federal standard, and will hold public workshops to obtain public input on the implementation of these additional standards.


- Straight Delegation: Accepting delegation of the federal standard as written by amending Rule 4002 or by agreeing to automatic delegation with an option of opting-out for specific NESHAPs using an approach developed by the (CAPCOA);
- Rule Adjustment: Proposing minor changes to the federal MACT rule that make the adjusted rule no less stringent than the federal standard;
- Rule Substitution: Substituting one or more existing, new, or amended District rules for the federal standard (It should be noted that California Districts have been delegated authority for the chrome plating and dry cleaning NESHAPs because EPA has agreed that the ATCMs for those source categories are equivalent to the NESHAPs.);
- Streamlining Multiple Applicable Requirements: Minimizing duplicative requirements by placing the more stringent emission limit or workplace practice standard on the permit along with the corresponding monitoring, recordkeeping, and reporting requirements;
- Program Substitution: Using existing programs to assure compliance with the

- requirements of federal standards;
- No Delegation: Using existing programs to reduce the emissions of hazardous air pollutants without delegation of federal standards.

The NESHAPs for which the District has received delegation through Rule 4002 are listed in Table D1 in Appendix D. All current NESHAPs for which the District has not received delegation through Rule 4002 are listed in Table D2 in Appendix D.

Regardless of the status and type of delegation, the District believes strongly in working with the affected sources to make them aware of the requirements in a timely manner, and then help them understand and comply with these public health protective regulations.

## Air Dispersion Modeling



Air quality models use mathematical techniques to simulate the physical and chemical processes that affect air pollutants as they disperse and react in the atmosphere. These models form the backbone of the air toxics management process, as they are used to assess the potential exposure of the public to various toxic emissions. Using inputs of meteorological data and source parameter information such as emission rates and stack height, models predict ambient concentrations of primary pollutants that are emitted. Models are also important to the air quality management process because they determine compliance with National/State Ambient Air Quality Standards (NAAQS/SAQS), and other regulatory requirements such as New Source Review (NSR).

### EPA Regulatory Model (AERMOD)

The American Meteorological Society/Environmental Protection Agency Regulatory Model Improvement Committee (AERMIC) was formed to introduce state-of-the-art modeling concepts into the EPA's air quality models. Through AERMIC, a modeling system, AERMOD, was developed to incorporate air dispersion based on planetary boundary layer turbulence structure and scaling concepts, including treatment of both surface and elevated sources, and both simple and complex terrain.

With the promulgation of AERMOD as the preferred air dispersion model in EPA's *Guideline on Air Quality Models* (signed by the EPA Administrator on October 21, 2005 and published November 9, 2005 in the *Federal Register*), AERMOD is used for appropriate application as a replacement for ISCST3 since November 9, 2006.



## **Meteorological Data**

The District makes available meteorological data from both the National Climatological Data Center (NCDC) and the Fifth-Generation Penn State/National Center for Atmospheric Research Mesoscale Model (MM5). The NCDC data were collected at major airports in the San Joaquin Valley. The MM5 data were derived from a numerical model for locations in the valley where there are no airports. These locations are primarily in the western part of the Valley. All processed data is freely available for download on the District's web page at:

[https://www.valleyair.org/busind/pto/Tox\\_Resources/AirQualityMonitoring.htm](https://www.valleyair.org/busind/pto/Tox_Resources/AirQualityMonitoring.htm)

## **Appendices**

Appendix A: Facilities Assessed Under AB 2588 in 2022

Appendix B: Toxic Emissions Summary

Appendix C: AB 2588 District Implementation Flow Chart

Appendix D: Current Status of NESHAP Delegation

## Appendix A. Facilities Assessed under AB 2588 in 2022

Appendix A includes a detailed list of the facilities assessed under AB 2588 in 2022. Table A1 includes gasoline dispensing facilities prioritized, Table A2 includes other types of facilities prioritized, and Table A3 includes the facilities with completed health risk assessments.

**Table A1. Gasoline Dispensing Facilities Prioritized in 2022**

Region	Facility ID	Facility Name	City	Prioritization Score	Prioritization Category
C	1123	1 Star Mini Mart	Fresno	1.04	Intermediate
C	1782	1 Stop Liquor & Gas	Madera	0.51	Exempt/Low
C	284	11th Street Chevron Inc.	Hanford	0.80	Exempt/Low
S	750	24/7 Food & Fuel LLC	Bakersfield	0.51	Exempt/Low
S	5587	2nd Generation	Visalia	0.81	Exempt/Low
C	1351	3j's Market	Kingsburg	0.51	Exempt/Low
S	1834	3way Market And Gas	Bakersfield	0.51	Exempt/Low
S	2066	4010 Arco Am/Pm	Bakersfield	2.04	Intermediate
C	1786	41 Gas & Liquor	Madera	1.23	Intermediate
S	100	4b Market & Gas	Tulare	0.60	Exempt/Low
S	8347	4ever Limited Inc. DbA Gasko Mart	Bakersfield	0.91	Exempt/Low
S	2184	51 Crown Enterprise Inc. DbA Lucky 7 Food	Delano	0.51	Exempt/Low
N	993	620 West Charter Way LLC	Stockton	0.93	Exempt/Low
S	2101	7 - Eleven Inc.	Bakersfield	0.51	Exempt/Low
S	9500	7 Eleven Facility #38628	Bakersfield	0.69	Exempt/Low
S	9280	7 Eleven Inc.	Bakersfield	0.51	Exempt/Low
S	2237	7- Eleven Inc.	Bakersfield	0.51	Exempt/Low
C	102	7- Eleven Inc.	Clovis	0.59	Exempt/Low
C	1266	7- Eleven Inc.	Fresno	0.62	Exempt/Low
S	2221	7- Eleven Inc.	Visalia	0.62	Exempt/Low
C	104	7- Eleven Inc.	Clovis	0.73	Exempt/Low
N	1407	7- Eleven Inc.	Merced	0.81	Exempt/Low
C	1943	7- Eleven Inc.	Clovis	0.83	Exempt/Low
N	1408	7- Eleven Inc.	Merced	0.84	Exempt/Low
C	1794	7- Eleven Inc.	Oakhurst	0.86	Exempt/Low
S	2225	7- Eleven Inc.	Visalia	0.92	Exempt/Low
C	91	7- Eleven Inc.	Fresno	1.00	Exempt/Low
C	100	7- Eleven Inc.	Hanford	1.08	Intermediate
C	1795	7- Eleven Inc.	Chowchilla	1.11	Intermediate
N	1403	7- Eleven Inc.	Atwater	1.16	Intermediate
C	96	7- Eleven Inc.	Hanford	1.18	Intermediate
C	79	7- Eleven Inc.	Mendota	1.23	Intermediate

## 2022 Annual Report on the District's Air Toxics Program

Region	Facility ID	Facility Name	City	Prioritization Score	Prioritization Category
C	2936	7- Eleven Inc.	Madera	1.38	Intermediate
C	1263	7- Eleven Inc.	Kettleman City	1.45	Intermediate
S	2235	7- Eleven Inc.	Lost Hills	1.46	Intermediate
N	1406	7- Eleven Inc.	Los Banos	1.49	Intermediate
N	1409	7- Eleven Inc.	Merced	1.69	Intermediate
C	105	7- Eleven Inc.	Reedley	1.75	Intermediate
C	83	7- Eleven Inc.	Selma	1.83	Intermediate
C	1232	7- Eleven Inc.	Fresno	1.91	Intermediate
N	1392	7- Eleven Inc.	Merced	1.93	Intermediate
C	1944	7- Eleven Inc.	Kerman	2.00	Intermediate
N	1404	7- Eleven Inc.	Santa Nella	2.11	Intermediate
N	1753	7- Eleven Inc.	Oakdale	2.82	Intermediate
N	3520	76 Express Tiger No 1	Stockton	0.47	Exempt/Low
S	3256	7-Eleven #32241	Bakersfield	1.38	Intermediate
N	9759	7-Eleven #38877	Stockton	0.51	Exempt/Low
C	9572	7-Eleven 38756	Clovis	0.76	Exempt/Low
C	1168	7-Eleven Inc.	Hanford	0.51	Exempt/Low
N	3514	7-Eleven Inc.	Stockton	0.51	Exempt/Low
S	161	7-Eleven Inc.	Visalia	0.51	Exempt/Low
S	2155	7-Eleven Inc.	Bakersfield	0.51	Exempt/Low
S	2136	7-Eleven Inc.	Oildale	0.51	Exempt/Low
C	9587	7-Eleven Inc.	Fresno	0.51	Exempt/Low
S	2093	7-Eleven Inc.	Visalia	0.51	Exempt/Low
S	2128	7-Eleven Inc.	Bakersfield	0.51	Exempt/Low
S	2138	7-Eleven Inc.	Bakersfield	0.51	Exempt/Low
S	9289	7-Eleven Inc.	Bakersfield	0.51	Exempt/Low
C	1167	7-Eleven Inc.	Lemoore	0.55	Exempt/Low
S	3268	7-Eleven Inc.	Bakersfield	0.57	Exempt/Low
S	2137	7-Eleven Inc.	Arvin	0.58	Exempt/Low
C	1114	7-Eleven Inc.	Fresno	0.87	Exempt/Low
C	3526	7-Eleven Inc.	Fresno	0.88	Exempt/Low
C	9586	7-Eleven Inc.	Fresno	0.92	Exempt/Low
S	3292	7-Eleven Inc.	Bakersfield	1.12	Intermediate
N	136	7-Eleven Inc.	Stockton	1.40	Intermediate
N	7529	7-Eleven Inc.	Ceres	1.50	Intermediate
C	3167	7-Eleven Inc. 35068	Lemoore	0.63	Exempt/Low
N	9768	7-Eleven Inc.	Ceres	0.66	Exempt/Low
N	9496	7-Eleven Inc.	Stockton	1.11	Intermediate
N	5010	7-Eleven Incorporated	Stockton	1.36	Intermediate
N	747	7-Eleven, Inc.	Stockton	0.51	Exempt/Low

## 2022 Annual Report on the District's Air Toxics Program

Region	Facility ID	Facility Name	City	Prioritization Score	Prioritization Category
N	1370	7-Eleven, Inc.	Los Banos	0.51	Exempt/Low
N	745	7-Eleven, Inc.	Manteca	0.51	Exempt/Low
N	748	7-Eleven, Inc.	Stockton	0.80	Exempt/Low
N	3940	7-Eleven, Inc.	Tracy	1.38	Intermediate
N	3810	7-Eleven, Inc.	Stockton	2.24	Intermediate
S	9298	7-Eleven, Inc.	Bakersfield	0.51	Exempt/Low
N	9781	7-Eleven, Inc. Store #38704	Los Banos	1.03	Intermediate
N	744	7-Eleven, Store #17647	Manteca	0.51	Exempt/Low
S	593	8 And 10 Market	Porterville	0.51	Exempt/Low
S	2002	9700 Rosedale LLC	Bakersfield	1.32	Intermediate
S	3003	99 Food Mart	Tulare	0.51	Exempt/Low
S	2082	99 Gas & Food Mart Inc.	Kingsburg	1.00	Exempt/Low
S	3250	A & A Express	Maricopa	0.51	Exempt/Low
N	70	A & G Gas Inc.	Stockton	2.32	Intermediate
N	365	A & S Partnership DbA Fast& Easy Mart103	Stockton	1.36	Intermediate
S	3844	A One Market Inc.	Bakersfield	0.51	Exempt/Low
N	4322	A&A Gas Inc. DbA A&A Gas And Food Mart	Manteca	3.25	Intermediate
N	1989	A&M Gas (Abdo Almolaiki)	Modesto	0.67	Exempt/Low
S	964	A-1 Food Gas Mart	Visalia	0.51	Exempt/Low
S	3070	A-1 Food Gas Mart	Lindsay	0.51	Exempt/Low
C	2026	A-1 Liquor & Gas (Pritam S. Gill)	Parlier	0.82	Exempt/Low
S	2074	Aa Gas 'N' Grub 2	Farmersville	0.67	Exempt/Low
S	977	Aa Gas-N-Grub	Exeter	0.67	Exempt/Low
N	3768	Aarti Petroleum	Turlock	2.28	Intermediate
N	8709	Aasra Petroleum, Inc.	Ripon	3.01	Intermediate
N	7841	Ab March Ln Stockton Operating Inc.	Stockton	4.84	Intermediate
C	46	Abby Arco	Fresno	0.70	Exempt/Low
N	8840	Abc Petroleum Inc. DbA Tracy Plaza Texaco	Tracy	5.83	Intermediate
N	117	Abdo Thabet Nashir	Stockton	0.56	Exempt/Low
N	103	Abdo Thabit Nashir	Stockton	0.51	Exempt/Low
N	8540	Abdo Thabit Nashir	Stockton	0.66	Exempt/Low
C	667	Abe's Liquor And Food	Clovis	0.82	Exempt/Low
N	1273	Adel's Mini Mart	Merced	0.67	Exempt/Low
N	1725	Agile Solutions & Consulting Inc.	Modesto	3.23	Intermediate
S	2183	Ahdi Enterprises Corp DbA Shafter Shell	Shafter	0.51	Exempt/Low
N	635	Ahmed's Sons Inc.	Manteca	1.53	Intermediate

## 2022 Annual Report on the District's Air Toxics Program

Region	Facility ID	Facility Name	City	Prioritization Score	Prioritization Category
C	2365	Ahwahnee Ez Mart	Ahwahnee	0.51	Exempt/Low
S	1584	Airport Texaco	Bakersfield	1.20	Intermediate
N	84	Aj's Mini Mart Inc.	Stockton	0.13	Exempt/Low
S	4253	Akers Texaco	Visalia	0.61	Exempt/Low
N	1986	Alex And Sons Gas And Food	Modesto	0.67	Exempt/Low
C	2297	All Star Mini Mart	Armona	0.62	Exempt/Low
S	312	Alraifi LLC	Porterville	0.67	Exempt/Low
S	933	Al's Mini Mart	Porterville	0.51	Exempt/Low
N	7689	Alves Center	Manteca	0.82	Exempt/Low
S	6749	Am Pm Arco	Tulare	3.50	Intermediate
N	1850	Amar Beer Wine & Gas	Turlock	0.00	Exempt/Low
S	3534	Amar Jyot LLC	Bakersfield	2.73	Intermediate
N	9476	American Bedliners & Truck Accessories	Stockton	2.87	Intermediate
N	1722	American United Investments Inc.	Oakdale	8.75	Intermediate
C	3837	Amigos Mini Mart	Avenal	5.82	Intermediate
C	7822	Analyst Properties LLC	Fresno	0.51	Exempt/Low
S	3689	Andreotti's Corner	Buttonwillow	0.02	Exempt/Low
N	1041	Ap DbA Billjar Valero	Tracy	0.67	Exempt/Low
N	1920	Ap Enterprise Inc. DbA Frontier Liquor	Modesto	0.51	Exempt/Low
C	4073	Ap Gill Inc. DbA Zoo Liquor & Gas	Fresno	0.51	Exempt/Low
S	7741	Apk 22 Inc	Dinuba	4.42	Intermediate
S	1000	Applegate Market (Said Kaeib)	Porterville	0.52	Exempt/Low
S	3918	Apro LLC	Visalia	0.61	Exempt/Low
N	133	Apro LLC	Stockton	1.36	Intermediate
N	132	Apro LLC	Stockton	1.48	Intermediate
C	9195	Apro, LLC DbA United Pacific #0251	Madera	1.44	Intermediate
N	1168	Arco #00237 - Mehar Petroleum Inc.	Merced	2.29	Intermediate
N	79	Arco #02186 - Khai Quang Vo	Stockton	1.36	Intermediate
N	83	Arco #05450 American United Investments	Stockton	1.97	Intermediate
N	71	Arco #06080 - Jamil Kabariti	Lathrop	3.68	Intermediate
N	9316	Arco #07071- MSCO Strauch Management LLC	Merced	4.15	Intermediate
N	9711	Arco #07124 - Bp Products North America	Merced	2.83	Intermediate
N	8850	Arco #07147-MSCO Strauch Management LLC	Stockton	3.03	Intermediate

## 2022 Annual Report on the District's Air Toxics Program

Region	Facility ID	Facility Name	City	Prioritization Score	Prioritization Category
N	78	Arco #83560 - Wight Holdings Inc.	Stockton	1.41	Intermediate
S	7081	Arco 82646	Delano	0.55	Exempt/Low
N	9463	Arco Am/Pm	Stockton	2.76	Intermediate
C	8583	Arco Am/Pm #83145	Madera	2.39	Intermediate
N	9311	Arco Am/Pm Stockton - Ken Dharni	Stockton	4.22	Intermediate
S	9015	Arco Am/Pm Wasco	Wasco	2.11	Intermediate
C	2317	Arco Am-Pm	Kingsburg	2.22	Intermediate
C	40	Arco AM-PM	Fresno	3.29	Intermediate
N	1727	Arco Fac #06043-Anshi & Ayaan Inc.	Modesto	1.81	Intermediate
N	85	Arco Fac #07049-Strauch Companies	Lodi	2.78	Intermediate
N	80	Arco Fac #2093 - Tracy Bains Inc.	Tracy	3.57	Intermediate
C	97	Arco Gas & Food Mart (Nirmal Singh Gill)	Fresno	0.63	Exempt/Low
C	3728	Arco Smog Pro	Fresno	5.83	Intermediate
C	9121	Arco Station Nees	Fresno	3.88	Intermediate
N	1745	Arco Turlock Petroleum Inc.	Turlock	1.94	Intermediate
C	3411	Arj Chevron	Avenal	0.62	Exempt/Low
N	76	Arp Minimart Corporation	Tracy	0.05	Exempt/Low
S	3418	Arvin Petroleum Inc.	Bakersfield	3.09	Intermediate
S	9035	Arvin Petroleum Inc. #47008	Arvin	1.97	Intermediate
S	2164	Asa Enterprise Inc. - Lucky 7	Bakersfield	0.51	Exempt/Low
N	4721	Ashish Boveja	Stockton	1.17	Intermediate
N	567	Ashish Boveja DbA My Mini Mart Gasoline	Stockton	0.79	Exempt/Low
C	1847	Ashlan Cedar Gas N Liquor	Fresno	2.07	Intermediate
N	9468	Asp Petroleum Inc	Manteca	4.51	Intermediate
N	1171	Atwater Shell	Atwater	1.08	Intermediate
N	4151	Au Energy, LLC	Modesto	1.06	Intermediate
S	7156	Avo's Shell (Avo Cholakian)	Bakersfield	1.75	Intermediate
N	3016	B & W Petroleum (Bait Barn)	Waterford	0.90	Exempt/Low
N	4012	B And W Petroleum	Escalon	0.90	Exempt/Low
C	4329	B&J Petroleum Sales LLC DbA Arco Am/Pm	Fresno	2.75	Intermediate
N	1185	B&V Inc. (Gurnek Bagri & Sammarbir Virk)	Los Banos	1.28	Intermediate
N	2056	B&W Petroleum	Patterson	0.79	Exempt/Low
C	2070	B&W Petroleum #103 DbA Tiny Mart	Prather	0.99	Exempt/Low
C	863	Baba Ji Market	Parlier	0.51	Exempt/Low

2022 Annual Report on the District's Air Toxics Program

Region	Facility ID	Facility Name	City	Prioritization Score	Prioritization Category
S	2428	Baba Properties Inc.	Bakersfield	0.54	Exempt/Low
S	9251	Bachan Singh Ghangas LLC	Bakersfield	1.07	Intermediate
C	690	Bag-O-Bag	Fresno	0.63	Exempt/Low
S	8987	Balkuver LLC	Bakersfield	1.93	Intermediate
N	8563	Ballico Mom And Pop Mini Mart	Ballico	0.67	Exempt/Low
N	1350	Balwant S Dhami, Sure Stop Market	Atwater	0.51	Exempt/Low
C	1805	Balwinder Singh Dbm Madera Self Serv	Madera	0.85	Exempt/Low
C	7460	Bangar Chevron	Hanford	1.03	Intermediate
N	4748	Bap Enterprises Inc. / Wilson Way Chevron	Stockton	1.90	Intermediate
N	853	Baph 3 Inc. Dbm 3 B's Truck & Auto Plaza	Lodi	2.01	Intermediate
C	1982	Barber Aviation	Madera	2.51	Intermediate
S	7609	Barn V	Visalia	0.93	Exempt/Low
S	1823	Bashaar Najdawi Chevron	Bakersfield	0.79	Exempt/Low
S	2368	Basic Properties	Delano	2.93	Intermediate
C	1718	Bass Fork Minit Mart	North Fork	0.51	Exempt/Low
C	2632	Bbs Partners Incorporated	Oakhurst	0.81	Exempt/Low
C	95	Beacon Gas & Food Mart	Fresno	0.78	Exempt/Low
C	7994	Beal Development LLC-Chevron Food Mart	Fresno	0.93	Exempt/Low
C	9439	Beal Developments	Fresno	0.94	Exempt/Low
C	9035	Beal Developments LLC	Clovis	0.71	Exempt/Low
C	7735	Beal Developments LLC, E-Z Mart	Clovis	0.73	Exempt/Low
C	297	Beal Developments, LLC	Fresno	1.37	Intermediate
C	697	Beal Properties Inc.	Fresno	0.51	Exempt/Low
C	3305	Beal Properties Inc.	Fresno	0.62	Exempt/Low
C	3677	Beal Properties Inc.	Fresno	1.04	Intermediate
S	1459	Bear Mountain Truck Stop	Bakersfield	0.63	Exempt/Low
C	109	Bee's Market/Hardeep Singh Rathore	Raisin City	0.53	Exempt/Low
C	2900	Behlo Oil Corp Dbm Kingsburg Chevron	Kingsburg	1.05	Intermediate
C	112	Belmont Car Wash Inc.	Fresno	1.64	Intermediate
S	314	Ben Maddox Pik N Go	Visalia	0.51	Exempt/Low
S	850	Best Truck Stop	Pixley	0.51	Exempt/Low
C	1760	Bhaiti And Son Inc. - Dbm Madera Mobil	Madera	0.93	Exempt/Low
C	3864	Bhandal Petro Dbm Bulldog Gas & Mart #2	Fresno	0.94	Exempt/Low
S	6896	Bhandal Travel Center	Earlimart	8.10	Intermediate



## 2022 Annual Report on the District's Air Toxics Program

Region	Facility ID	Facility Name	City	Prioritization Score	Prioritization Category
N	9040	Bi Rite Liquor	Merced	0.86	Exempt/Low
S	9248	Big B's Travel Center #2	Delano	0.51	Exempt/Low
S	620	Big O Gas-Deli & Grill	Orosi	0.51	Exempt/Low
S	105	Big Stop Market Inc. Dba Big Stop Market	Shafter	0.67	Exempt/Low
C	2231	Bill's Quick Stop (Abdo Alhomedi)	Madera	0.51	Exempt/Low
N	3492	Bill's Sport & Bait Shop	Modesto	0.51	Exempt/Low
C	698	Bizzy Bee Gas & Food Mart	Fresno	3.07	Intermediate
S	2302	Bj's Express Mart	Visalia	0.86	Exempt/Low
C	1054	Bj's Food & Liquor #2	Fresno	1.01	Intermediate
C	1717	Bj's Gas And Liquor	Madera	0.73	Exempt/Low
N	261	Blackhawk Petroleum	Stockton	0.67	Exempt/Low
S	3760	Blackwells Corner Restaurant & Deli	Lost Hills	0.13	Exempt/Low
S	1261	Bob Shiralian Shell	Lebec	1.27	Intermediate
N	9362	Bobbies Food Corner	Atwater	0.51	Exempt/Low
S	970	Bob's Auto And Truck Stop	Pixley	0.51	Exempt/Low
S	621	Bob's Tiny Mart	Porterville	0.51	Exempt/Low
C	1218	Bobs Villa Food Mart	Clovis	1.43	Intermediate
N	4353	Bonfare Market #43	Modesto	0.51	Exempt/Low
C	1759	Boyal Brothers Inc. Dba Gas 'N' Grab	Madera	0.51	Exempt/Low
C	327	Boyett Petroleum	Clovis	0.51	Exempt/Low
N	2902	Boyett Petroleum	Modesto	0.51	Exempt/Low
N	3268	Boyett Petroleum	Modesto	1.20	Intermediate
N	9706	Boyett Petroleum	Modesto	2.04	Intermediate
N	1726	Bps Fuel	Modesto	5.83	Intermediate
N	612	Br Petro Inc, Dba Lakewood Chevron	Lodi	1.07	Intermediate
N	937	Brd Investments Inc./Waterloo Food Mart	Stockton	1.18	Intermediate
N	3840	Briggsmore Cruisers #11	Modesto	1.98	Intermediate
N	3963	Brother's Food Mart	Livingston	1.16	Intermediate
N	1241	Brothers Royal Crown	Atwater	1.13	Intermediate
S	2303	Br's Food Store	Porterville	0.51	Exempt/Low
S	115	Brundage Lane Am Pm	Bakersfield	1.63	Intermediate
S	8114	Brundage Petroleum Inc.	Bakersfield	2.46	Intermediate
N	7468	Bsv Inc. Dba Stop N Go	Atwater	0.51	Exempt/Low
N	1205	Bsv, Inc.	Atwater	1.52	Intermediate
C	9346	Bubble Clean	Fresno	1.59	Intermediate
S	7675	Buena Vista Concession (Rupinder Jhaj)	Taft	0.13	Exempt/Low



## 2022 Annual Report on the District's Air Toxics Program

Region	Facility ID	Facility Name	City	Prioritization Score	Prioritization Category
S	2697	Buford Oil Co	Lost Hills	0.03	Exempt/Low
C	153	Buford Oil Co (Star Mart)	Armona	0.51	Exempt/Low
C	154	Buford Oil Co (Star Mart)	Corcoran	0.51	Exempt/Low
C	162	Buford Oil Co (Star Mart)	Avenal	0.61	Exempt/Low
C	160	Buford Oil Co (Star Mart)	Hanford	1.30	Intermediate
C	1216	Buford Oil Co (Texaco)	Kingsburg	0.51	Exempt/Low
C	237	Buford Oil Co Inc. (Buford Shell #14)	Sanger	0.51	Exempt/Low
C	156	Buford Oil Co. (Little's Tex.)	Hanford	0.51	Exempt/Low
C	155	Buford Oil Co. (Star Mart #4)	Lemoore	0.51	Exempt/Low
C	158	Buford Oil Company	Riverdale	0.51	Exempt/Low
C	161	Buford Oil Company	Fowler	0.69	Exempt/Low
C	168	Buggy Bath	Pinedale	1.23	Intermediate
C	166	Buggy Bath Car Wash (Chevron)	Clovis	0.51	Exempt/Low
C	2770	Buggy Showers	Madera	0.89	Exempt/Low
C	1291	Bulldog Gas & Mart	Fresno	0.87	Exempt/Low
C	38	Bunnell & Almann's Petroleum Inc.	Fresno	2.85	Intermediate
C	7263	Bush Chevron	Lemoore	0.96	Exempt/Low
C	291	Butler Chevron 95768	Fresno	0.71	Exempt/Low
S	2797	Buttonwillow Chevron	Buttonwillow	8.75	Intermediate
S	2047	Buttonwillow Food And Gas	Buttonwillow	2.99	Intermediate
S	2432	Bye Bye Inc./Samco Oak #5	Bakersfield	1.16	Intermediate
N	1856	Bz Mart (Balwinder Dhillon)	Modesto	0.51	Exempt/Low
C	2508	C & C Fuel Company	Madera	0.92	Exempt/Low
N	8797	C & F Market Harvin Fuel	Modesto	0.67	Exempt/Low
C	5741	C A Plaza	Hanford	0.51	Exempt/Low
C	50	C&B Arco DbA H&R Enterprises	Fresno	2.00	Intermediate
N	534	C.D.& R's Oil Inc. DbA Tracy Blvd Chevron	Tracy	2.30	Intermediate
N	9231	Cagasoline Inc. DbA Cagasoline Express	Manteca	1.39	Intermediate
N	161	California Car Wash	Stockton	0.51	Exempt/Low
C	1276	California- Fresno Oil Co-Fowler 76-109	Fowler	0.86	Exempt/Low
S	484	California Fresno Oil Co-Mooney 76-114	Visalia	0.59	Exempt/Low
S	2521	California Mini Mart (Sikander Jassar)	Bakersfield	0.77	Exempt/Low
N	2165	California Pacific Connect Inc.	Modesto	0.51	Exempt/Low
N	2500	California Stop	Stockton	0.51	Exempt/Low

## 2022 Annual Report on the District's Air Toxics Program

Region	Facility ID	Facility Name	City	Prioritization Score	Prioritization Category
S	2500	California-Fresno Oil Co	Visalia	0.51	Exempt/Low
C	1120	California-Fresno Oil Co	Selma	0.69	Exempt/Low
C	2368	California-Fresno Oil Co	Fresno	1.44	Intermediate
C	468	California-Fresno Oil Co	Fresno	2.82	Intermediate
C	1917	California-Fresno Oil Co	Fresno	5.83	Intermediate
C	1300	California-Fresno Oil Company-Universit	Clovis	1.91	Intermediate
C	1124	California-Fresno Oil Co-Westside 76-107	Firebaugh	1.43	Intermediate
S	2356	Capri Food Store	Mcfarland	0.51	Exempt/Low
N	1193	Card-Gas, Inc.	Merced	0.61	Exempt/Low
C	2880	Cardlock Fuels System, LLC	Fresno	0.51	Exempt/Low
N	2288	Cardlock Fuels System, LLC	Turlock	0.51	Exempt/Low
N	1775	Cardlock Fuels System, LLC.	Modesto	0.51	Exempt/Low
C	2034	Cargo Mart	Laton	0.51	Exempt/Low
C	805	Castle B Inc. DbA Parkside Chevron	Fresno	1.04	Intermediate
C	4141	Cavalier Food	Fresno	1.23	Intermediate
N	1733	Cb 50 Yosemite Blvd Operating Inc.	Modesto	1.68	Intermediate
S	3780	Cbrr Inc.	Taft	0.02	Exempt/Low
C	694	Central Food Mart	Fresno	5.83	Intermediate
N	1770	Central Gas Oakdale	Oakdale	0.59	Exempt/Low
N	9033	Central Valley Gas Stations Atwater	Merced	5.83	Intermediate
N	1198	Century Chevron	Merced	0.69	Exempt/Low
N	1809	Century Chevron	Turlock	1.13	Intermediate
N	4989	Century Chevron Food Mart	Turlock	1.46	Intermediate
N	4766	Century Chevron Food Mart	Turlock	8.75	Intermediate
N	1343	Century Petroleum Inc./Century Chevron	Merced	1.10	Intermediate
N	1746	Ceres Cruisers #12	Ceres	0.92	Exempt/Low
N	1730	Ceres Petroleum Inc. DbA Arco Ampm	Ceres	3.46	Intermediate
N	2168	Ceres Shell	Ceres	1.37	Intermediate
S	9366	Chahal Enterprise Inc. #1	Visalia	3.48	Intermediate
C	718	Chahal Management Inc.	Kerman	0.78	Exempt/Low
S	8767	Chandi Josan Petroleum Inc.	Visalia	3.41	Intermediate
N	8933	Charanjit Jutla	Tracy	2.26	Intermediate
N	2523	Charter Way Petro Inc.	Stockton	2.53	Intermediate
C	1119	Chase Inc.	Kettleman City	1.86	Intermediate

## 2022 Annual Report on the District's Air Toxics Program

Region	Facility ID	Facility Name	City	Prioritization Score	Prioritization Category
C	1002	Chase Inc. - Kettleman City Exxon	Kettleman City	0.56	Exempt/Low
S	3750	Chase Inc. - Tejon Valero	Lebec	1.17	Intermediate
S	1658	Chase Inc. 76	Lost Hills	1.26	Intermediate
C	2427	Chase Inc. B P	Coalinga	1.75	Intermediate
C	2374	Chase Inc. DbA Slater Shell	Fresno	2.90	Intermediate
S	3043	Chase Inc. Buttonwillow	Buttonwillow	1.50	Intermediate
C	9166	Chase Valero Travel Center	Firebaugh	1.35	Intermediate
C	37	Chase, Inc.	Coalinga	0.53	Exempt/Low
S	8063	Chauhan & Toor Inc.	Pixley	2.60	Intermediate
S	240	Chester Liquor Market	Bakersfield	0.51	Exempt/Low
S	770	Chevron Food Mart	Tulare	0.58	Exempt/Low
N	4034	Chevron Products Co	Tracy	2.72	Intermediate
N	2363	Chevron Products Co A Chevron Usa Inc.	Stockton	1.52	Intermediate
N	4947	Chevron Products Co A Chevron Usa Inc.	Tracy	1.78	Intermediate
N	4693	Chevron Products Company	Ripon	1.38	Intermediate
N	4114	Chevron Products Company	Livingston	1.48	Intermediate
N	3919	Chevron Products Company	Modesto	1.57	Intermediate
N	4405	Chevron Products Company	Manteca	1.57	Intermediate
N	7627	Chevron Products Company	Riverbank	2.20	Intermediate
N	4087	Chevron Products Company	Stockton	2.40	Intermediate
N	7462	Chevron Products Company	Stockton	2.46	Intermediate
N	4165	Chevron Station & Mini Mart	Merced	1.86	Intermediate
C	280	Chevron U.S.A. Inc.. #96953	Kettleman City	3.06	Intermediate
N	2515	Chevron Usa Inc.	Tracy	3.11	Intermediate
S	9041	Chevron Usa Inc.	Bakersfield	0.00	Exempt/Low
S	2439	Chevron Usa Inc.	Lost Hills	1.20	Intermediate
C	279	Chevron Usa Inc. #92133	Coalinga	2.94	Intermediate
N	3315	Chevron Usa Inc.	Manteca	1.43	Intermediate
N	1813	Chevron Usa Products Company	Modesto	1.61	Intermediate
N	31	Chevron Usa Products Company	Stockton	1.84	Intermediate
N	1812	Chevron Usa Products Company	Ceres	1.98	Intermediate
N	1204	Chevron Usa Products Company	Santa Nella	2.47	Intermediate
N	325	Chevron Usa Products Company	Stockton	2.51	Intermediate
C	290	Chevron Usa, Inc. #92316	Firebaugh	2.36	Intermediate

## 2022 Annual Report on the District's Air Toxics Program

Region	Facility ID	Facility Name	City	Prioritization Score	Prioritization Category
S	7230	Circle 7 Liquor Inc.	Visalia	0.52	Exempt/Low
C	2313	Circle D Food & Liquor	Fresno	0.67	Exempt/Low
S	1871	Circle Deli	Bakersfield	0.51	Exempt/Low
N	3200	Circle J Food & Gas	Turlock	0.51	Exempt/Low
N	8956	Circle K Los Banos	Los Banos	2.61	Intermediate
C	2325	Circle K Stores Inc.	Fresno	0.51	Exempt/Low
S	2299	Circle K Stores Inc.	Bakersfield	0.51	Exempt/Low
S	2141	Circle K Stores Inc.	Wasco	0.52	Exempt/Low
S	2146	Circle K Stores Inc.	Bakersfield	0.53	Exempt/Low
S	2143	Circle K Stores Inc.	Bakersfield	0.65	Exempt/Low
C	319	Circle K Stores Inc.	Hanford	0.66	Exempt/Low
N	1211	Circle K Stores Inc.	Dos Palos	0.89	Exempt/Low
N	1206	Circle K Stores Inc.	Atwater	0.96	Exempt/Low
C	321	Circle K Stores Inc.	San Joaquin	1.00	Exempt/Low
C	323	Circle K Stores Inc.	Avenal	1.01	Intermediate
N	1822	Circle K Stores Inc.	Modesto	1.03	Intermediate
N	1210	Circle K Stores Inc.	Los Banos	1.20	Intermediate
C	322	Circle K Stores Inc.	Selma	2.10	Intermediate
C	9207	Circle K Stores Inc.	Fresno	2.30	Intermediate
N	1821	Circle K Stores Inc.	Turlock	3.16	Intermediate
N	1405	Circle 'R' Minimart	Merced	0.73	Exempt/Low
S	325	City Food Mart Lindsay	Lindsay	0.59	Exempt/Low
N	2004	City Mart And Gas, Inc.	Modesto	0.51	Exempt/Low
C	2969	City Of Coalinga	Coalinga	0.02	Exempt/Low
N	1218	City Of Gustine	Gustine	0.63	Exempt/Low
C	3570	City Of Hanford	Hanford	2.51	Intermediate
N	9488	Cj Jutla	Ripon	1.90	Intermediate
S	3402	Ckg Mart Inc.	Lamont	1.29	Intermediate
C	9375	Clovis Arco Am/Pm	Clovis	2.85	Intermediate
C	3209	Clovis Mart & Gas (Valero Gas)	Clovis	2.12	Intermediate
C	1695	Clovis Shell	Clovis	1.53	Intermediate
N	4159	Cls Fuel Enterprises Inc.	Oakdale	1.15	Intermediate
C	1732	Coarsegold Kwik Serv/Boyett Petroleum	Coarsegold	0.92	Exempt/Low
C	1731	Coarsegold Self Service Station/S Singh	Coarsegold	0.76	Exempt/Low
C	4214	Coast To Coast Petroleum	Fresno	1.75	Intermediate
N	1836	Coffee Road Petroleum	Modesto	2.36	Intermediate
N	220	Collegeville Market & Cafe	Stockton	1.02	Intermediate
S	8147	Comanche Shell	Bakersfield	1.15	Intermediate
S	316	Convenience Corner Iii	Goshen	0.67	Exempt/Low

## 2022 Annual Report on the District's Air Toxics Program

Region	Facility ID	Facility Name	City	Prioritization Score	Prioritization Category
N	3494	Corner Market & Deli	Stevinson	0.51	Exempt/Low
C	8848	Costco Gasoline	Hanford	2.49	Intermediate
N	4255	Costco Wholesale Loc #661	Modesto	13.60	High Priority
C	2484	Country Club Food Mart	Madera	0.55	Exempt/Low
N	3845	Country Marketplace	Stockton	1.64	Intermediate
N	450	Country Mart Gas & Food	Tracy	0.01	Exempt/Low
S	9208	Countryside Village	Bakersfield	7.29	Intermediate
S	3427	County Line Chevron	Delano	1.11	Intermediate
C	385	Cressman's - Gillett LLC	Shaver Lake	0.13	Exempt/Low
N	2104	Crowslanding Petroleum, Inc.	Modesto	1.13	Intermediate
N	8505	Cruisers Manteca - Bp #29	Manteca	1.63	Intermediate
C	3243	C's Oasis (Chuay Chhun & Cindy Yee)	Fresno	0.94	Exempt/Low
S	3848	Csg Petroleum Inc.	Bakersfield	2.45	Intermediate
S	2284	Cutler Food Mart	Cutler	0.73	Exempt/Low
S	4176	Cypress Flyers	Visalia	5.83	Intermediate
S	3982	D & R Lost Hills Co Brand Facility	Lost Hills	0.58	Exempt/Low
S	3680	D J Holding Inc.	Bakersfield	0.70	Exempt/Low
S	3038	D Street Chevron	Porterville	0.51	Exempt/Low
N	643	Dabb Corporation	Manteca	0.51	Exempt/Low
S	3310	Daffodils LLC	Visalia	0.58	Exempt/Low
N	4654	Dale Road Cruisers #22	Modesto	2.37	Intermediate
C	1778	Daljit Singh Chohan	Madera	0.51	Exempt/Low
N	518	Darrell Eppler Dba March Lane 76	Stockton	1.51	Intermediate
C	3525	Dassel's Petroleum, Inc.	Hanford	0.67	Exempt/Low
S	3568	Day N Night Mini Mart	Tulare	0.51	Exempt/Low
S	1036	Day N Nite Mini Mart	Lindsay	0.51	Exempt/Low
C	1144	Db Ashlan Inc.	Fresno	1.14	Intermediate
S	9131	Delano Chevron	Delano	0.88	Exempt/Low
S	2543	Delano City Municipal Airport	Delano	0.00	Exempt/Low
N	4484	Delhi Arco	Delhi	5.83	Intermediate
N	1229	Delhi Gas & Liquor	Delhi	0.51	Exempt/Low
N	4283	Delta Charter Inc.	Stockton	1.50	Intermediate
C	3461	Depot Development, Inc.	Friant	5.83	Intermediate
S	3252	DGC Oil Inc.	Bakersfield	2.08	Intermediate
S	587	Diamond Food Mart LLC	Tulare	0.75	Exempt/Low
N	7509	Diamond Gas & Mart	Modesto	0.67	Exempt/Low
N	9146	Diamond Gas & Mart #5	Modesto	0.67	Exempt/Low
S	6820	Dillon & Sons Dba The Barn #4	Arvin	0.51	Exempt/Low

## 2022 Annual Report on the District's Air Toxics Program

Region	Facility ID	Facility Name	City	Prioritization Score	Prioritization Category
C	1999	Dinkey Creek Inn & General Store Inc.	Shaver Lake	0.00	Exempt/Low
S	2813	DJs Food Mart	Bakersfield	0.51	Exempt/Low
S	962	Doc's Corner Inc.	Tulare	0.51	Exempt/Low
S	742	Don's Liquor Mart	Frazier Park	1.04	Intermediate
N	4604	Dos Palos Chevron	Dos Palos	0.02	Exempt/Low
N	4209	Dos Palos Mini Mart	Dos Palos	0.51	Exempt/Low
N	1735	Dosanjh Family Partnership	Turlock	2.48	Intermediate
N	1794	Dosanjh Family Partnership	Modesto	2.53	Intermediate
N	1734	Dosanjh Petroleum	Salida	1.93	Intermediate
S	939	Double D Mini-Mart	Visalia	0.51	Exempt/Low
N	1757	Downtown Valero	Modesto	0.51	Exempt/Low
C	441	D's Mini Mart	San Joaquin	0.51	Exempt/Low
S	1033	Ducor Handy Market Inc.	Ducor	0.51	Exempt/Low
C	664	Dulai B Corporation Dba J S Mini Mart	Corcoran	0.51	Exempt/Low
S	2353	Dulai Mini Mart/Parmajeet Singh Dulai	Bakersfield	0.87	Exempt/Low
C	472	E Z Go Mini Mart	Fresno	0.51	Exempt/Low
S	3328	E Z Stop Mobil	Bakersfield	1.05	Intermediate
N	1883	E&J Kwik Serv	Modesto	0.57	Exempt/Low
N	3875	Eage Investments LLC	Stockton	2.20	Intermediate
S	2192	Earlimart Valero	Earlimart	0.51	Exempt/Low
N	8807	East Harney Arco - Ken Dharni	Lodi	3.06	Intermediate
S	4206	East Hills Cc Inc.	Bakersfield	0.99	Exempt/Low
S	7378	East Travel Plaza LLC	Arvin	4.07	Intermediate
N	755	El Dorado Food Mart	Stockton	2.13	Intermediate
N	3451	El Dorado Gas And Mart	Stockton	0.67	Exempt/Low
C	685	El Toro Market	Caruthers	0.51	Exempt/Low
C	59	Elkhorn Ave Market	Caruthers	0.67	Exempt/Low
N	2400	Elkhorn Golf Club	Stockton	2.50	Intermediate
N	308	Emil's Liquor & Sport Shop	Escalon	2.92	Intermediate
S	2642	Empire Gas & Liquor	Bakersfield	0.77	Exempt/Low
N	1887	Empire Liquors	Empire	1.59	Intermediate
S	8782	Encore Petroleum Inc.	Visalia	4.49	Intermediate
S	6748	Erin Group LLC	Visalia	0.59	Exempt/Low
N	312	Ernie's General Store	Stockton	0.64	Exempt/Low
N	313	Escalon Mini-Mart	Escalon	0.51	Exempt/Low
C	577	Evergreen Food Store	Fresno	0.51	Exempt/Low
N	4398	Excel Petroleum, Inc.	Stockton	0.70	Exempt/Low
N	388	Excel Petroleum, Inc.	Stockton	5.83	Intermediate

## 2022 Annual Report on the District's Air Toxics Program

Region	Facility ID	Facility Name	City	Prioritization Score	Prioritization Category
S	2073	Exeter Mini Mart (Novroz Ali Rahim)	Exeter	0.51	Exempt/Low
S	481	Exeter Pik N Go	Exeter	0.73	Exempt/Low
S	3937	Express Gas Mart (Jesus Ontiveros)	Alpaugh	0.67	Exempt/Low
N	1987	Express Market (B Singh & V Sidhu)	Oakdale	0.53	Exempt/Low
S	6507	Express Mart & Gas	Porterville	1.50	Intermediate
N	8126	Express Mart 1	Modesto	1.56	Intermediate
S	2037	Express Mini Mart	Visalia	0.51	Exempt/Low
S	752	E-Z Mart	Bakersfield	0.76	Exempt/Low
C	8168	Ez Mart #4	Sanger	0.51	Exempt/Low
C	1770	E-Z Mart & Gas (Chaitanya Shah)	Oakhurst	0.67	Exempt/Low
C	1307	Ez Mart Food & Gas	Fresno	0.66	Exempt/Low
C	1755	Ez Mart Food Store # 15	Madera	5.83	Intermediate
S	923	Ez Pick N Go	Visalia	0.51	Exempt/Low
C	467	E-Z Trip Fresno	Fresno	1.30	Intermediate
S	2071	Fa&Y Venture Inc. Dba On Your Way Food St	Delano	0.78	Exempt/Low
N	1991	Fairview General Store	Ceres	0.51	Exempt/Low
C	7834	Falcon Junction Inc.	Prather	1.20	Intermediate
C	947	Family Express Food & Liquor	Fresno	0.51	Exempt/Low
C	987	Family Express Food & Liquor #2	Fresno	0.51	Exempt/Low
C	8043	Family Express Food And Deli	Fresno	0.51	Exempt/Low
C	2210	Family Food Center (Jaswant S Chera)	Madera	0.51	Exempt/Low
S	1085	Famoso Travel Center	Mcfarland	0.51	Exempt/Low
C	3488	Fareast Inc.	Fresno	0.51	Exempt/Low
S	816	Farmers Food Market	Poplar	0.51	Exempt/Low
C	3678	Farmers Market	Madera	0.51	Exempt/Low
N	9480	Farmer's Quick Stop	Dos Palos	0.67	Exempt/Low
S	6484	Farmersville Food Mart	Farmersville	0.67	Exempt/Low
C	270	Fashion Fair Chevron	Fresno	0.62	Exempt/Low
N	4120	Fast And Easy Mart #101 (Muhammad Bilal)	Modesto	1.63	Intermediate
C	430	Fast And Friendly	Armona	0.51	Exempt/Low
S	2454	Fast Break Abdul Aziz	Bakersfield	0.51	Exempt/Low
N	6517	Fast Lane Central Valley, LLC	Lathrop	1.08	Intermediate
C	1766	Fast N Esy #10	Madera	2.01	Intermediate
C	2435	Fast N Esy #11	Fresno	1.94	Intermediate
N	4085	Fast N Esy #12 (Vinay Vohra)	Atwater	2.41	Intermediate
C	1338	Fast N Esy #14	Fresno	1.13	Intermediate



## 2022 Annual Report on the District's Air Toxics Program

Region	Facility ID	Facility Name	City	Prioritization Score	Prioritization Category
C	1229	Fast N Esy #15	Kingsburg	0.95	Exempt/Low
N	8806	Fast N Esy #16	Manteca	0.76	Exempt/Low
C	8752	Fast N Esy #20	Fresno	1.05	Intermediate
C	1395	Fast N Esy #21	Fresno	0.54	Exempt/Low
N	8721	Fast N Esy #27	Merced	0.57	Exempt/Low
C	4024	Fast N Esy #31	Fresno	1.13	Intermediate
C	295	Fast N Esy #6	Fresno	1.09	Intermediate
C	7877	Fast N Esy #7	Fresno	1.20	Intermediate
C	1278	Fast N Esy 17 Corporation	Fresno	1.06	Intermediate
C	3512	Fast N Esy 18 Corporation	Fresno	1.51	Intermediate
C	1230	Fast N Esy 22 Corp DbA Fast N Esy 24	Fresno	0.65	Exempt/Low
C	8599	Fast N Esy 22 Corporation	Fresno	0.78	Exempt/Low
C	1958	Fast N Esy 23 Corporation	Fresno	0.51	Exempt/Low
C	3566	Fast N Esy 26 Corporation	Fresno	0.59	Exempt/Low
C	3895	Fast N Esy 28 Corporation	Fresno	0.79	Exempt/Low
C	3724	Fast N Esy 29	Fresno	0.53	Exempt/Low
C	301	Fast N Esy 4 Corporation	Fresno	0.87	Exempt/Low
C	294	Fast N Esy 5 Corporation	Fresno	0.83	Exempt/Low
C	7136	Fast N Esy 9 Corporation	Clovis	0.80	Exempt/Low
S	8166	Fast N Esy li Inc.- DbA Fast N Esy #13	Tulare	7.04	Intermediate
C	485	Fast Trip Food Store	Mendota	2.16	Intermediate
S	667	Fast Way Market	Richgrove	0.51	Exempt/Low
C	484	Fastrip Food Store	Fresno	2.14	Intermediate
C	483	Fastrip Food Store	Fresno	2.66	Intermediate
C	482	Fastrip Food Store #4-890	Coalinga	3.36	Intermediate
S	476	Fastrip Oil Co	Delano	0.51	Exempt/Low
S	3033	Fastrip Oil Co	Earlimart	1.64	Intermediate
S	2357	Fastrip Oil Co	Lamont	1.71	Intermediate
S	6512	Fastrip Oil Co	Taft	3.06	Intermediate
S	2067	Fastrip Oil Co	Bakersfield	3.58	Intermediate
C	2765	Fastrip Oil Co Lp	Kerman	3.57	Intermediate
C	3053	Fastrip Oil Co, L P	Lemoore	9.39	Intermediate
C	3110	Fastrip Oil Company	Riverdale	0.69	Exempt/Low
C	3166	Fastrip Oil Company L P	Sanger	6.67	Intermediate
C	1741	Fastway Market	Madera	0.51	Exempt/Low
S	1262	Fiesta Liquor And Gas	Bakersfield	0.51	Exempt/Low
C	89	Fifth Wheel Truck Stop Inc.	Fresno	0.67	Exempt/Low
C	2140	Firebaugh Mart LLC	Firebaugh	0.51	Exempt/Low
C	2319	Firouza Inc.	Hanford	0.53	Exempt/Low



## 2022 Annual Report on the District's Air Toxics Program

Region	Facility ID	Facility Name	City	Prioritization Score	Prioritization Category
N	97	First Evergreen Oil Corp Db Tiwana Gas	Stockton	0.90	Exempt/Low
N	1902	Five Minute Car Wash	Modesto	2.05	Intermediate
C	877	Five Stars Market	Five Points	0.67	Exempt/Low
N	714	Flag City Chevron (Stars Holding Co LLC)	Lodi	0.97	Exempt/Low
N	102	Flyers Energy LLC	Stockton	0.51	Exempt/Low
S	2182	Flyers Energy LLC	Bakersfield	0.51	Exempt/Low
S	751	Flyers Energy LLC	Bakersfield	0.51	Exempt/Low
N	128	Flyers Energy, LLC	Manteca	0.51	Exempt/Low
C	8012	Foods Co #316	Fresno	3.75	Intermediate
C	7990	Foods Co #339	Fresno	2.37	Intermediate
S	7794	Foods Co #384	Bakersfield	1.91	Intermediate
N	1247	Forebay Chevron	Santa Nella	1.12	Intermediate
S	1032	Four Seasons Handy Market	Visalia	0.90	Exempt/Low
S	2437	Four Veer Inc. Db Rosedale Chevron	Bakersfield	1.31	Intermediate
S	2139	Fox Petroleum Inc.	Shafter	2.59	Intermediate
S	616	Frank's Stop & Go Market	Porterville	0.51	Exempt/Low
S	1571	Freeway Express Mart (B Dhaliwal Inc.)	Bakersfield	0.51	Exempt/Low
C	1117	Fresno 99 Investments LLC	Fresno	8.75	Intermediate
C	532	Fresno Ashlan Gas & Mart	Fresno	0.90	Exempt/Low
C	2797	Fresno Central Market	Fresno	0.51	Exempt/Low
C	3790	Fresno Elite Carwash Inc.	Fresno	0.76	Exempt/Low
C	500	Fresno Gas And Liquor	Fresno	0.51	Exempt/Low
C	3299	Fresno Highway Fuels Inc.	Fresno	0.90	Exempt/Low
C	8710	Fresno Mall 76	Fresno	1.06	Intermediate
C	3970	Fresno Mckinley Arco	Fresno	5.83	Intermediate
C	3120	Fresno Petroleum Inc.	Fresno	0.54	Exempt/Low
N	3130	Frias Union Service	Patterson	1.28	Intermediate
S	7384	Friendly Liquor	Porterville	0.51	Exempt/Low
N	1921	Fruit Yard Produce Stand	Modesto	1.53	Intermediate
C	8844	Fueling Convenience Inc.	Fresno	0.75	Exempt/Low
N	9475	Fulkerth Chevron	Turlock	1.09	Intermediate
C	654	G Mart	Fresno	0.72	Exempt/Low
S	2046	G&G Oil Group, Inc. (Db Arco #42542)	Bakersfield	1.68	Intermediate
S	458	G1 Mart	Lindsay	0.67	Exempt/Low
C	2346	Garreks Inc.	Clovis	2.09	Intermediate
C	3153	Garreks Inc. Db Bubble Clean	Fresno	1.19	Intermediate
C	77	Gas & Food Shop #3406	Fresno	0.85	Exempt/Low

## 2022 Annual Report on the District's Air Toxics Program

Region	Facility ID	Facility Name	City	Prioritization Score	Prioritization Category
S	457	Gas & Goodies	Tulare	0.51	Exempt/Low
S	2784	Gas 4 Less	Bakersfield	0.13	Exempt/Low
N	4372	Gas City (Balwinder Singh)	Modesto	0.91	Exempt/Low
N	1930	Gas Plus Mini Mart (Kamal Preet Kaur)	Modesto	0.51	Exempt/Low
S	2075	Gas Ranch Mini Mart	Woodlake	0.67	Exempt/Low
S	8897	Gas-N-Save Mini Mart Db Arrow Gas Marke	Bakersfield	0.51	Exempt/Low
S	1002	Gasoline Alley	Woodlake	0.67	Exempt/Low
C	1793	Gateway & Olive Investments Db Gateway	Madera	0.66	Exempt/Low
N	2298	Gawfco Enterprises Inc.	Westley	1.86	Intermediate
N	3466	George's Mini-Mart	Lockeford	1.00	Exempt/Low
S	1286	Gerges Oil, Inc. Db Gerges Chevron	Taft	0.51	Exempt/Low
C	1149	Get-N-Go	Fresno	0.84	Exempt/Low
C	3619	Get-N-Go #4	Fresno	0.51	Exempt/Low
S	3614	Gh Food Mart Inc./Complete Convenience Ct	Delano	1.02	Intermediate
C	3874	Ghs Brothers	Fresno	0.72	Exempt/Low
C	1296	Ghs Brothers Db Xpress Food Mart	Fresno	1.00	Exempt/Low
C	165	Ghs Brothers Db Xpress Food Mart 2	Fresno	0.51	Exempt/Low
S	965	Gifford's Market	Springville	0.51	Exempt/Low
S	666	Gil Duyst & Son Inc.	Visalia	8.34	Intermediate
N	5102	Gill Bros Inc.	Ceres	1.59	Intermediate
S	602	Gill Food Mart And Gas	Visalia	0.85	Exempt/Low
C	574	Gill's Texaco	Caruthers	0.67	Exempt/Low
C	4378	Gill's Truck Stop	Hanford	1.49	Intermediate
C	1754	Gmg Food Store #101	Madera	0.84	Exempt/Low
N	4293	Golden Bear Gas	Stockton	0.67	Exempt/Low
C	1541	Golden Boy Market	Fresno	0.51	Exempt/Low
C	3744	Golden Doaba Ent LLC Db Am/Pm 82072	Fresno	2.77	Intermediate
C	8017	Golden Doaba Enterprises LLC	Fresno	0.48	Exempt/Low
S	1030	Golden Filling Station Db Farmersville	Farmersville	0.51	Exempt/Low
S	592	Golden Rissco Inc. Db Caldwell Chevron	Visalia	0.51	Exempt/Low
N	5073	Golden State Chevron	Turlock	0.37	Exempt/Low
S	1667	Golden State Mobil	Bakersfield	0.51	Exempt/Low
S	931	Goshen Travel Plaza	Goshen	0.51	Exempt/Low
N	639	Govinder S. Atwal	Lodi	0.51	Exempt/Low
N	5112	Granada Fuel & Food, Inc.	Santa Nella	1.14	Intermediate

## 2022 Annual Report on the District's Air Toxics Program

Region	Facility ID	Facility Name	City	Prioritization Score	Prioritization Category
S	2064	Grand Avenue Coast Inc.	Bakersfield	1.55	Intermediate
C	1255	Grand Convenient Stores	Fresno	5.83	Intermediate
C	8735	Grand Petroleum Inc.	Firebaugh	0.45	Exempt/Low
N	1818	Grand Petroleum Inc.	Modesto	1.05	Intermediate
C	3613	Grangeville Market	Hanford	0.51	Exempt/Low
N	1228	Great America Gas & Food	Livingston	0.51	Exempt/Low
C	169	Greener Car Cleaner (Dba: Bubble Wash)	Selma	0.51	Exempt/Low
S	8067	Greg's Petroleum	Shafter	1.03	Intermediate
N	372	Grewal's Gas & Liquor	Stockton	0.70	Exempt/Low
S	324	Griffin Gas Liquor & Food	Tulare	0.51	Exempt/Low
N	9259	Grin Investments Inc.	Stockton	2.54	Intermediate
N	1792	Grip And Go	Modesto	0.67	Exempt/Low
N	1958	G's Food Mart	Patterson	0.67	Exempt/Low
N	454	Gsg Gas And Mart	Stockton	0.51	Exempt/Low
S	1934	Gun C Oh	Bakersfield	0.77	Exempt/Low
N	9466	Gurinder Singh	Modesto	5.83	Intermediate
N	9334	Gurpreet Sandhu	Manteca	1.85	Intermediate
C	3473	Guru Gas & Market Inc.	Huron	0.51	Exempt/Low
N	8851	Gustine Chevron	Gustine	0.64	Exempt/Low
C	9368	Gutherie's Chevron Mini Mart	Madera	0.64	Exempt/Low
C	9374	H & S Business Center	Sanger	2.08	Intermediate
S	238	H & S Chevron Food Mart Inc.	Arvin	0.51	Exempt/Low
N	1106	H & S Energy Products #3038	Lockeford	0.93	Exempt/Low
N	859	H & S Energy Products, #3034	Manteca	0.51	Exempt/Low
N	3591	H & S Energy Products, #3035	Lathrop	1.94	Intermediate
C	1768	H&R Families Inc. Dba Chowchilla Chevron	Chowchilla	1.11	Intermediate
N	621	H&S Energy Products, LLC # 3081	Stockton	1.74	Intermediate
N	387	Hammer I-5 Am/Pm	Stockton	5.83	Intermediate
C	7716	Hanco77	Hanford	3.66	Intermediate
N	1209	Handi Stop	Merced	0.51	Exempt/Low
C	1085	Handi Stop #9	Fresno	0.76	Exempt/Low
C	613	Handi Stop Market	Fresno	0.51	Exempt/Low
C	2095	Handi Stop/Vinod Nijhawan	Clovis	0.51	Exempt/Low
C	9459	Handi-Stop	Caruthers	1.67	Intermediate
C	813	Hanford Liquor And Food Mart	Hanford	0.51	Exempt/Low
C	614	Hanford Tri Mart Inc.	Hanford	0.51	Exempt/Low
C	9056	Hanjrah Inc. Dba Arco Am Pm	Coalinga	1.25	Intermediate
S	2054	Happy Gas & Mini Mart	Bakersfield	0.51	Exempt/Low
S	911	Harbans Singh Grewal	Mcfarland	0.51	Exempt/Low

## 2022 Annual Report on the District's Air Toxics Program

Region	Facility ID	Facility Name	City	Prioritization Score	Prioritization Category
N	9218	Harinder Singh Bhatia	Modesto	4.55	Intermediate
S	4547	Hari's Market	Porterville	0.51	Exempt/Low
C	90	Harjit Singh & Davinderpal Sangha	Fresno	1.38	Intermediate
C	2312	Harmon Star Mart #2 (Avtar Singh)	Fresno	0.51	Exempt/Low
N	3912	Harnam Corporation	Tracy	4.87	Intermediate
N	8692	Haroon Al Rashid, Rahman Gas & Market	Ceres	0.51	Exempt/Low
C	1733	Harpreet S Sidhu Dbx Mexicali Market	Madera	0.67	Exempt/Low
C	617	Harris Ranch	Coalinga	2.79	Intermediate
C	1680	Harry's Liquor & Gas (Ravinder Kaur)	Madera	0.70	Exempt/Low
N	9188	Harsarb Inc.	Los Banos	0.64	Exempt/Low
S	455	Harvin Fuel Inc.	Terra Bella	0.51	Exempt/Low
N	771	Harvinder Pal Singh - Kettleman Chevron	Lodi	1.70	Intermediate
C	7954	Headlining Shopping Center LLC	Fresno	0.72	Exempt/Low
C	3544	Helm Liquor Market	Helm	0.67	Exempt/Low
S	3524	Henderson Ave Chevron (Taha Saleh)	Porterville	0.75	Exempt/Low
S	8816	Highland Manor	Oildale	0.51	Exempt/Low
N	2163	Hk 1313 Petroleum, Inc.	Modesto	1.76	Intermediate
N	8829	Hk 1313 Petroleum, Inc.	Modesto	2.73	Intermediate
C	2182	Home Away Inc. Dbx The Pines Resort	Bass Lake	0.51	Exempt/Low
S	4674	Howards Mini Mart #6	Bakersfield	0.61	Exempt/Low
C	702	Hsg Farmers Inc. (Johnny Quik 149)	Clovis	1.00	Exempt/Low
S	7539	Hungry's Market	Bakersfield	0.67	Exempt/Low
N	2308	Hunt & Sons Inc.	Oakdale	1.98	Intermediate
N	2306	Hunt & Sons Inc.	Modesto	0.67	Exempt/Low
N	1089	Hunt & Sons Inc. - Arch Road Cardlock	Stockton	0.51	Exempt/Low
N	4198	Hunt & Sons Inc.- Service Road Cardlock	Ceres	0.67	Exempt/Low
S	112	Hwj Enterprizes Inc. Dbx Samco Ca #4	Bakersfield	0.90	Exempt/Low
S	1865	Hwy 58 Fuel Stop	Bakersfield	0.51	Exempt/Low
C	2965	Ice Bucket	Coalinga	0.95	Exempt/Low
S	3509	In & Out Food Mart	Visalia	8.75	Intermediate
S	7522	Inderjit Inc.	Wasco	0.51	Exempt/Low
S	2023	Indie Co	Bakersfield	1.48	Intermediate
N	9348	Interstate A Enterprises Inc.	Lathrop	0.51	Exempt/Low

## 2022 Annual Report on the District's Air Toxics Program

Region	Facility ID	Facility Name	City	Prioritization Score	Prioritization Category
S	822	Ivanhoe Mini Mart	Ivanhoe	0.51	Exempt/Low
S	976	Ivanhoe Speedy Mart	Ivanhoe	0.51	Exempt/Low
N	8854	Iyr Petroleum Inc.	Modesto	0.92	Exempt/Low
N	1156	J & B Body Shop	Stockton	0.05	Exempt/Low
C	762	J & T Junction Corp	Kingsburg	0.85	Exempt/Low
S	4148	J And J Liquor Stop Number 1	Bakersfield	0.51	Exempt/Low
S	3093	J And K Food Mart Inc.	Bakersfield	1.07	Intermediate
N	4975	J D Singh Service Stations, Inc.	Thornton	8.75	Intermediate
C	52	J L Gas And Food	Fresno	1.77	Intermediate
N	3978	J N S Market Liquor & Gas	Dos Palos	0.67	Exempt/Low
S	2348	J Street Mini Mart	Tulare	0.51	Exempt/Low
N	4291	J&D Property, LLC Db Hughson Chevron	Hughson	0.89	Exempt/Low
N	1815	J&N Petroleum Inc.	Turlock	1.44	Intermediate
C	1011	J. Market And Gas	Reedley	0.51	Exempt/Low
S	330	Jack Griggs Inc.	Porterville	0.51	Exempt/Low
C	3373	Jack's Car Wash	Fresno	1.58	Intermediate
C	3293	Jack's Gas	Fresno	5.83	Intermediate
C	2306	Jack's Gas #2	Easton	0.78	Exempt/Low
C	734	Jacks Gas #4	Hanford	0.51	Exempt/Low
N	2059	Jacks Gas #5	Newman	1.10	Intermediate
S	818	Jack's Gas #7	Woodlake	0.51	Exempt/Low
S	3608	Jack's Git N Go	Tulare	0.56	Exempt/Low
S	8272	Jacks Liquor Store & Fueling	Visalia	0.67	Exempt/Low
C	674	Jacks Mart	Fresno	0.64	Exempt/Low
N	902	Jackson Energy	Stockton	1.65	Intermediate
S	2384	Jaco Hill	Bakersfield	1.27	Intermediate
S	2392	Jaco Hill	Bakersfield	2.01	Intermediate
S	2360	Jaco Hill	Wasco	2.23	Intermediate
S	2382	Jaco Hill	Bakersfield	2.33	Intermediate
S	2394	Jaco Hill	Bakersfield	2.65	Intermediate
S	2369	Jaco Hill	Shafter	3.07	Intermediate
S	2380	Jaco Hill	Bakersfield	3.33	Intermediate
S	2389	Jaco Hill	Bakersfield	4.19	Intermediate
S	2396	Jaco Hill	Bakersfield	6.20	Intermediate
S	2377	Jaco Hill Co	Bakersfield	0.51	Exempt/Low
S	2372	Jaco Hill Co	Lamont	0.57	Exempt/Low
S	2359	Jaco Hill Co	Arvin	0.82	Exempt/Low
S	2363	Jaco Hill Co	Taft	0.89	Exempt/Low
S	937	Jaco Hill Co	Tulare	1.14	Intermediate
S	2355	Jaco Hill Co	Wasco	1.38	Intermediate

## 2022 Annual Report on the District's Air Toxics Program

Region	Facility ID	Facility Name	City	Prioritization Score	Prioritization Category
S	2390	Jaco Hill Co	Bakersfield	1.93	Intermediate
S	2371	Jaco Hill Co	Bakersfield	2.78	Intermediate
S	2370	Jaco Hill Co	Bakersfield	4.31	Intermediate
C	891	Jaco Hill Company	Orange Cove	0.89	Exempt/Low
C	670	Jaco Hill Company	Caruthers	0.92	Exempt/Low
S	636	Jaco Oil Co	Farmersville	7.77	Intermediate
S	2558	Jaco Oil DbA Fastrip Station	Bakersfield	5.11	Intermediate
N	4246	Jadwinder Singh	Patterson	8.75	Intermediate
C	1275	Jagtar Singh Brar DbA Hanford 76	Hanford	0.55	Exempt/Low
N	3406	Jahant Food & Fuel Stop	Acampo	1.15	Intermediate
S	2365	Jamieson Hill	Bakersfield	0.75	Exempt/Low
S	2387	Jamieson Hill	Bakersfield	1.69	Intermediate
S	2374	Jamieson Hill	Lamont	1.70	Intermediate
S	2393	Jamieson Hill	Taft	1.83	Intermediate
S	2399	Jamieson Hill	Lindsay	1.95	Intermediate
S	2361	Jamieson Hill	Bakersfield	2.43	Intermediate
S	2383	Jamieson Hill	Arvin	2.53	Intermediate
S	2373	Jamieson Hill	Bakersfield	2.68	Intermediate
S	2386	Jamieson Hill	Bakersfield	2.91	Intermediate
S	2397	Jamieson Hill	Bakersfield	3.00	Intermediate
S	2395	Jamieson Hill	Delano	3.16	Intermediate
S	2381	Jamieson Hill	Bakersfield	3.78	Intermediate
S	2375	Jamieson Hill	Bakersfield	4.64	Intermediate
N	3775	Jammu & Kashmir Inc./D&S Gas & Mini Mart	Legrand	0.51	Exempt/Low
N	66	Jass Enterprises Inc. - Am/Pm Woodbridge	Woodbridge	2.09	Intermediate
S	2457	Jasuir Singh Sohal-Kwik Korner	Dinuba	0.55	Exempt/Low
N	9650	Javier Galvan West Main Partners LLC	Turlock	8.75	Intermediate
N	535	Jay Mcillrath	Stockton	0.51	Exempt/Low
N	2658	Jbs Petro Inc.	Lodi	0.89	Exempt/Low
S	8259	Jeev Global Inc.	Tulare	1.44	Intermediate
S	3743	Jeffries Brothers	Bakersfield	1.14	Intermediate
S	3117	Jeffries Brothers	Bakersfield	1.32	Intermediate
S	3489	Jeffries Brothers Inc.	Wasco	0.51	Exempt/Low
S	2417	Jeffries Brothers Inc.	Shafter	0.51	Exempt/Low
S	2414	Jeffries Brothers Inc.	Taft	0.52	Exempt/Low
C	1053	Jensen Shell	Fresno	0.78	Exempt/Low
C	675	Jet Stop Inc.	Huron	0.67	Exempt/Low
C	3921	Jgss Food Service Inc.	Fowler	3.38	Intermediate



## 2022 Annual Report on the District's Air Toxics Program

Region	Facility ID	Facility Name	City	Prioritization Score	Prioritization Category
S	1729	Jhaj & Brar Investment Inc.	Lost Hills	5.83	Intermediate
C	2825	Jiffy Food	Coalinga	0.51	Exempt/Low
C	475	Jiffy Food Stop	Easton	0.51	Exempt/Low
C	1752	Jiffy Market Food Store	Chowchilla	0.51	Exempt/Low
S	239	Jiffy's Store	Shafter	0.51	Exempt/Low
S	1277	Jkcm Corp DbA Jk Gas And Mart	Delano	0.51	Exempt/Low
C	3483	Jkr Ventures Inc. DbA R & S Mini Mart	Fresno	0.96	Exempt/Low
S	480	Jobrn Inc.	Bakersfield	0.55	Exempt/Low
C	1715	Joes Food Mart	Chowchilla	0.60	Exempt/Low
N	7849	Joes Food Mart	Modesto	0.82	Exempt/Low
N	435	Joe's Travel Plaza	Lathrop	0.67	Exempt/Low
N	4839	Joe's Travel Plaza - Westley	Westley	7.07	Intermediate
S	591	Joe's Westside Market	Porterville	0.62	Exempt/Low
S	8475	John & Suzie Cross Kennedy Meadows Gs	Inyokern	0.26	Exempt/Low
C	1185	Johnny Liquor Food Store	Sanger	0.51	Exempt/Low
C	9545	Johnny Quick #207	Fresno	0.97	Exempt/Low
C	3304	Johnny Quik 163	Fresno	5.83	Intermediate
C	7545	Johnny Quik Food Store	Clovis	1.86	Intermediate
C	695	Johnny Quik Food Store #109	Fresno	0.51	Exempt/Low
C	6986	Johnny Quik Food Store #189	Fowler	5.83	Intermediate
S	1289	Johnny's Foodmart	Bakersfield	1.16	Intermediate
C	3043	Josan & Josan Inc. DbA Selma Arco-Ampm	Selma	3.16	Intermediate
C	2324	Josan & Josan, Inc. DbA Hwy 41 Arco Ampm	Madera	2.47	Intermediate
C	9341	Josan Investment, Inc.	Lemoore	2.15	Intermediate
N	3828	Jsks Enterprises Inc. DbA Arco Am Pm	Manteca	3.07	Intermediate
C	1273	Jst LLC	Fresno	0.81	Exempt/Low
C	1297	Jst LLC	Fresno	1.20	Intermediate
N	757	Judge & Kap Petroleum Inc. DbA Gavinko Ga	Stockton	0.99	Exempt/Low
C	4884	K - C Market	Kettleman City	0.66	Exempt/Low
C	707	K & H Liquor And Food	Lemoore	0.51	Exempt/Low
S	744	K & K Mart	Mcfarland	0.51	Exempt/Low
S	1449	K & S Food Store	Bakersfield	0.60	Exempt/Low
N	1710	K S Chandi & Sons	Modesto	3.54	Intermediate
C	56	Kailey Fuels Inc. (Arco Am Pm)	Fresno	2.53	Intermediate
N	6572	Kamal Dhaliwal	Atwater	4.11	Intermediate
S	938	Kamlesh Rani	Pixley	0.51	Exempt/Low

## 2022 Annual Report on the District's Air Toxics Program

Region	Facility ID	Facility Name	City	Prioritization Score	Prioritization Category
N	9026	Kaptan Gas & Food	Oakdale	0.85	Exempt/Low
S	975	Kdg Capital LLC DbA Sierra Sporting Goo	Exeter	0.51	Exempt/Low
S	1004	Ken's Chinowth Git & Go	Visalia	0.95	Exempt/Low
N	452	Kent's Oil Service Inc.	Stockton	4.42	Intermediate
C	716	Kerman Carwash Inc.	Kerman	0.77	Exempt/Low
N	5278	Kesar Petroleum Inc.	Stockton	0.28	Exempt/Low
C	55	Kettleman City Mobil Inc.	Kettleman City	1.05	Intermediate
S	6850	Kevin Stores Inc. DbA Hillside Liquor	Bakersfield	0.51	Exempt/Low
N	456	King Island Marina	Stockton	1.84	Intermediate
N	5100	Kingdon Airport LLC	Lodi	0.05	Exempt/Low
N	5126	Kings Market	Hilmar	0.51	Exempt/Low
C	1281	Kings River Sinclair	Reedley	2.09	Intermediate
C	3808	Kingsburg Food Mart	Kingsburg	0.57	Exempt/Low
N	1042	Kpmc Management Inc. DbA: Arco Cherokee	Lodi	0.66	Exempt/Low
S	3127	Kulwant Khaira DbA C&E Market	Tulare	0.51	Exempt/Low
C	1886	Kwik Korner	Reedley	0.51	Exempt/Low
S	1008	Kwik Korner Market	Orosi	0.67	Exempt/Low
C	92	Kwik Serv	Fresno	0.51	Exempt/Low
N	3277	Kwik Serv Lodi, B&W 113	Lodi	0.51	Exempt/Low
C	4225	Kwik Serve	Fresno	2.15	Intermediate
N	433	La Favorita, California Corporation	French Camp	0.51	Exempt/Low
C	6922	La Plaza 24, Inc.	Madera	0.51	Exempt/Low
S	2496	Lakhbir Singh DbA Cornerstone Market	Dinuba	0.70	Exempt/Low
S	1573	Larson Food Store	Bakersfield	0.00	Exempt/Low
N	3486	Lathrop Gas & Food Inc.	Lathrop	2.24	Intermediate
N	134	Lathrop Shell (Arbabian Family LLC)	Lathrop	1.38	Intermediate
S	3796	Lemon Cove Market	Lemon Cove	0.51	Exempt/Low
C	7380	Lemoore Crossing	Lemoore	0.51	Exempt/Low
C	1289	Lemoore Mobil (Foeng Yam)	Lemoore	0.51	Exempt/Low
N	1322	Lemos Entr. LLC/M&M Corner Mini Mart	Delhi	1.01	Intermediate
S	3562	Lerdo Chevron	Shafter	0.03	Exempt/Low
S	1513	Linder Equipment Co	Tulare	0.08	Exempt/Low
S	4188	Lindsay Chevron	Lindsay	5.83	Intermediate
S	3697	Lindsay Food Mart	Lindsay	0.82	Exempt/Low
S	9195	Lindsay Unified School District	Lindsay	0.51	Exempt/Low



2022 Annual Report on the District's Air Toxics Program

Region	Facility ID	Facility Name	City	Prioritization Score	Prioritization Category
N	3273	Livingston Gas And Grocery	Livingston	0.54	Exempt/Low
S	9202	Lkmp Properties	Shafter	0.56	Exempt/Low
N	4773	Lodi Airport	Acampo	0.63	Exempt/Low
N	203	Lodi Food And Liquor	Lodi	0.51	Exempt/Low
N	5016	Lodi Valley Petroleum Inc.	Lodi	0.51	Exempt/Low
C	9402	Loma Vista Petroleum, Inc.	Clovis	2.95	Intermediate
N	1289	Los Banos Shell	Los Banos	1.18	Intermediate
N	1188	Los Camperos Inc. DbA Buy N Save	Los Banos	0.51	Exempt/Low
C	8054	Los Primos Market	Laton	0.51	Exempt/Low
S	1310	Lost Hills Travel Center Inc.	Lost Hills	1.79	Intermediate
S	767	Lovejot Singh & Jagjit Singh	Visalia	0.51	Exempt/Low
S	3957	Lovers Lane Food Mart	Visalia	0.59	Exempt/Low
N	4477	Love's Country Store Of California #223	Ripon	4.34	Intermediate
N	8912	Love's Country Stores Of Ca	Lodi	0.75	Exempt/Low
S	4025	Love's Country Stores Of Calif #230	Lost Hills	4.55	Intermediate
S	7567	Love's Travel Stop- #382	Tulare	2.06	Intermediate
C	9522	Love's Travel Stop #736	Madera	3.44	Intermediate
N	4378	Loves Travel Stops & Country Stores	Santa Nella	2.33	Intermediate
C	2394	Lucky 7	Madera	0.51	Exempt/Low
S	8632	Lucky 7	Bakersfield	0.51	Exempt/Low
S	2144	Lucky 7 #1	Delano	0.51	Exempt/Low
S	2958	Lucky 7 #2 Food Mart	Delano	0.51	Exempt/Low
C	991	Lucky Gas & Liquor	Fresno	0.61	Exempt/Low
S	1559	Lucky Seven #3	Bakersfield	0.51	Exempt/Low
N	1299	M & A Market	Merced	0.51	Exempt/Low
N	8199	M & B Petroleum	Modesto	2.93	Intermediate
N	1298	M.G. Santos, Inc., Texaco #2	Los Banos	0.88	Exempt/Low
C	3148	Madera Valero Gas & Food (Aahil Entrprs)	Madera	0.67	Exempt/Low
C	1726	Madtown Dino Mart	Madera	0.56	Exempt/Low
N	7715	Main St Chevron Turlock Project Inc.	Turlock	1.08	Intermediate
C	1035	Majha Business Solutions	Fresno	0.74	Exempt/Low
C	2888	Mallah Inc.	Fresno	0.63	Exempt/Low
N	8641	Mann Bros Truck Stop Inc.	Modesto	0.17	Exempt/Low
N	850	Manteca Liquor & Food	Manteca	0.64	Exempt/Low
N	9391	Manteca Petroleum, Inc.	Manteca	3.95	Intermediate
N	4339	Manu Deen Bani, Inc.	Snelling	0.51	Exempt/Low

## 2022 Annual Report on the District's Air Toxics Program

Region	Facility ID	Facility Name	City	Prioritization Score	Prioritization Category
N	9302	March & March LLC	Stockton	0.67	Exempt/Low
S	2181	Market Express One Inc.	Bakersfield	0.51	Exempt/Low
N	4580	Marks Fuel & Food Inc. (Dba: Arco Victor)	Lodi	5.83	Intermediate
N	3956	Maxi Mart	Atwater	0.78	Exempt/Low
S	8951	Mcauliff Center Lp	Visalia	1.25	Intermediate
S	222	Mcfarland Chevron	Mcfarland	1.10	Intermediate
N	2281	Mchenry 76 & Food Mart	Modesto	0.66	Exempt/Low
N	4049	Mchenry Cruisers #10	Modesto	2.96	Intermediate
N	2263	Mchenry Shell	Modesto	0.51	Exempt/Low
N	86	Mcm14 Corp	Stockton	2.77	Intermediate
C	993	Meerpur Inc.	Fresno	0.51	Exempt/Low
C	3200	Mendota Food Mart	Mendota	0.67	Exempt/Low
N	1184	Merced Fuel & Food (Akshat Sharma)	Merced	5.83	Intermediate
N	1201	Merced Mall Chevron	Merced	1.59	Intermediate
N	7168	Merced River Development Inc.	Snelling	0.72	Exempt/Low
S	225	Mesa Marin Chevron	Bakersfield	0.19	Exempt/Low
S	2236	Metro Mart	Bakersfield	0.51	Exempt/Low
S	1448	Midway Market & Liquor	Lake Of The Wds	0.51	Exempt/Low
C	837	Mighty Mart	Sanger	2.82	Intermediate
S	8343	Mighty Mike's Gas, Inc.	Plainview	0.51	Exempt/Low
S	8989	Millbrook Gas Station	Bakersfield	8.75	Intermediate
C	2202	Millerton General Store	Clovis	0.51	Exempt/Low
S	2048	Ming Business Inc.	Bakersfield	1.53	Intermediate
N	549	Miracle Mile Market	Stockton	0.61	Exempt/Low
C	3611	Mission Gas N Go Inc.	Madera	3.05	Intermediate
C	843	Mission Plaza	Parlier	0.61	Exempt/Low
N	4569	Mitchell Gas & Lube	Ceres	5.83	Intermediate
S	8900	Mlh Enterprise	Bakersfield	1.80	Intermediate
N	9350	Mobil Exxon Gas And Mini Mart	Patterson	0.53	Exempt/Low
N	175	Mobil Stockton #1/Abdo Nashir	Stockton	0.88	Exempt/Low
S	1038	Moe's Quickstop	Orosi	0.51	Exempt/Low
N	1353	Mohamed M Obeid Dba Richard's Market & L	Gustine	0.51	Exempt/Low
N	1744	Monte Vista Petroleum Inc.	Turlock	5.83	Intermediate
C	1799	Monty's Liquor	Madera	0.51	Exempt/Low
S	1061	Mooney Shell	Visalia	0.51	Exempt/Low
N	2406	Morada Chevron Fast N Easy Go	Stockton	1.93	Intermediate
S	2304	Morton Express Mini Mart	Porterville	0.51	Exempt/Low

## 2022 Annual Report on the District's Air Toxics Program

Region	Facility ID	Facility Name	City	Prioritization Score	Prioritization Category
N	9562	Mo's Oasis Market	Hughson	1.00	Exempt/Low
N	125	Mossdale Chevron (Sksp Inc.)	Lathrop	1.46	Intermediate
S	589	Mota's Mini Mart	Ivanhoe	0.51	Exempt/Low
S	8913	Mountain View Inc.	Bakersfield	0.66	Exempt/Low
S	2776	Mountview Inc.	Bakersfield	0.98	Exempt/Low
S	3220	Mountview Inc.	Bakersfield	1.07	Intermediate
S	2230	Mpcn Corp DbA Super Food Mart	Bakersfield	0.51	Exempt/Low
N	334	Mss-Petro Inc. DbA Flames Liquor & Gas	Lodi	0.97	Exempt/Low
C	853	Mt Whitney Mini Mart	Riverdale	0.51	Exempt/Low
C	3479	Mtn View Gas & Mart (Bhandal Inc.)	Selma	1.15	Intermediate
S	747	Mueer M Saeed- Edison Mini Mart	Edison	0.51	Exempt/Low
S	2102	Munn Chau DbA Stockdale Food Mart	Bakersfield	0.73	Exempt/Low
S	4289	Munni Ji LLC DbA Tipton Shell	Tipton	0.52	Exempt/Low
S	8342	Murray Family Farms	Bakersfield	0.01	Exempt/Low
S	3267	Muthana li Corp DbA Obie's Downtown	Bakersfield	1.08	Intermediate
S	2492	N & S Mini Market	Porterville	0.67	Exempt/Low
S	9171	N Square	Goshen	5.71	Intermediate
C	3579	Nas Partnership DbA Six Star Food Mart	Madera	1.33	Intermediate
S	5420	Natalie Enterprises Inc. DbA Tadros Marke	Tulare	5.83	Intermediate
N	378	National Petroleum Manteca	Manteca	1.04	Intermediate
N	3957	National Petroleum Patterson	Patterson	8.75	Intermediate
C	3509	Navjeet Singh	Clovis	2.92	Intermediate
S	4293	Nelson's Corner LLC	Springville	0.51	Exempt/Low
N	4518	New Olive Market	Atwater	0.51	Exempt/Low
C	1290	Neya Inc.	Fresno	1.35	Intermediate
S	471	Niles Market	Bakersfield	0.51	Exempt/Low
N	2009	Nirmal Kaur DbA Waterford Market	Waterford	0.51	Exempt/Low
C	1141	Nirmal Singh Shop N Quick Inc.	Fresno	0.54	Exempt/Low
S	734	Nizar Karimi	Visalia	0.51	Exempt/Low
N	738	North Pole Gas & Food Inc.	Tracy	1.25	Intermediate
C	1128	Northgate Shell	Fresno	1.97	Intermediate
C	39	Nskb Investments Inc. DbA Sb Market	Fresno	1.92	Intermediate
C	2441	O C Citrus Mini Mart	Orange Cove	0.51	Exempt/Low
N	2072	Oakdale Municipal Airport	Oakdale	2.51	Intermediate

## 2022 Annual Report on the District's Air Toxics Program

Region	Facility ID	Facility Name	City	Prioritization Score	Prioritization Category
N	9688	Oasis Fuels Inc. Db a Merced Truck & Auto	Le Grand	0.01	Exempt/Low
N	4196	Oasis Market	Crows Landing	0.69	Exempt/Low
S	7569	Oasis Market & Truck Stop	Ducor	0.67	Exempt/Low
N	8707	Oasis Market And Liquor	Turlock	1.89	Intermediate
N	1882	Oasis Mini Mart	Newman	0.72	Exempt/Low
C	1126	Old Town Shell	Clovis	0.51	Exempt/Low
S	9433	Olive Grove Foodmart	Bakersfield	2.39	Intermediate
S	2100	Olive Star Cc Inc.	Bakersfield	0.59	Exempt/Low
N	1849	Olsen Service Station/Nasser M Obaid	Modesto	0.51	Exempt/Low
S	3892	Omega Market	Porterville	0.51	Exempt/Low
S	6617	On The Go Food Store	Bakersfield	1.47	Intermediate
C	1250	On The Go Stores LLC Db a On The Go Fresn	Fresno	0.67	Exempt/Low
N	4176	One Stop Market	Patterson	0.67	Exempt/Low
N	1131	One Stop Market	Manteca	0.91	Exempt/Low
C	810	One Stop Market & Gas	Reedley	1.48	Intermediate
S	1454	One Stop Shell (Kulwant Singh)	Bakersfield	0.51	Exempt/Low
S	3725	Ooba Inc. Db a Samco Union #7	Bakersfield	1.32	Intermediate
S	2815	Orange Belt Grocery (Mohsen M Obad)	Lindsay	0.67	Exempt/Low
N	9230	Orange Market & Gas	Turlock	0.51	Exempt/Low
N	3939	Orlando's	Linden	0.64	Exempt/Low
S	811	Orosi Food Mart (Salah S Salah)	Orosi	0.51	Exempt/Low
S	1068	Orosi Mart & Deli (Salah Saleh Alisaleh)	Orosi	0.60	Exempt/Low
S	2436	Oswell Chevron, Inc.	Bakersfield	0.99	Exempt/Low
S	114	Outpost Food And Gas	Taft	0.51	Exempt/Low
C	2326	P J Express Mart	Madera	0.51	Exempt/Low
N	1202	Pacheco Chevron	Los Banos	1.79	Intermediate
N	8614	Pacific West Petroleum Inc.	Tracy	6.52	Intermediate
S	2555	Paige Ave Mini Mart	Tulare	1.13	Intermediate
C	1791	Pal Brothers, LLC	Madera	1.24	Intermediate
C	9342	Palm Bluff Carwash	Fresno	1.79	Intermediate
C	9440	Palm Plaza	Hanford	8.75	Intermediate
S	2219	Panama & Colony Gas	Bakersfield	0.51	Exempt/Low
S	7610	Panama Lane Shell	Bakersfield	1.09	Intermediate
S	2068	Pandher Mart - LLC	Bakersfield	1.73	Intermediate
C	4185	Panoche Mobil	Firebaugh	0.89	Exempt/Low
C	1892	Panoche Shell	Firebaugh	1.06	Intermediate

## 2022 Annual Report on the District's Air Toxics Program

Region	Facility ID	Facility Name	City	Prioritization Score	Prioritization Category
N	4608	Paq Inc., Db a Gas-4-Less	Stockton	2.92	Intermediate
N	1749	Paradise Gasoline	Modesto	0.66	Exempt/Low
C	47	Pardeep Singh	Fresno	7.29	Intermediate
C	913	Parkway Mini Mart	Fresno	0.51	Exempt/Low
N	4067	Parkwood Gas & Food	Stockton	0.88	Exempt/Low
S	2954	Parmar Brothers Inc.	Tulare	0.57	Exempt/Low
C	1745	Parmar Petroleum Inc. Db a Gas N Stuff	North Fork	0.51	Exempt/Low
S	2499	Parshant Kumar/Madhu Bala (Pk 1 Stop)	Visalia	0.67	Exempt/Low
N	9546	Patterson Valero	Patterson	0.51	Exempt/Low
N	2098	Paul Oil Company Inc.	Oakdale	1.12	Intermediate
N	2099	Paul Oil Company, Inc.	Riverbank	0.91	Exempt/Low
N	5105	Pd Brothers/ G & B Liquor	Planada	0.51	Exempt/Low
N	8774	Pdi Db a Los Banos Valero	Los Banos	1.10	Intermediate
C	923	Penny Wise	Fresno	0.85	Exempt/Low
N	2105	Penny Wise Gas	Modesto	0.79	Exempt/Low
C	1977	Pennywise	Fresno	1.08	Intermediate
C	3918	Perjian Corporation	Fresno	0.51	Exempt/Low
N	633	Pershing Gas For Less	Stockton	2.53	Intermediate
N	9274	Pershing Holdings Inc.	Escalon	2.79	Intermediate
S	3576	Petro Travel Plaza	Wheeler Ridge	3.72	Intermediate
S	4161	Petro Travel Plaza Holdings LLC	Lebec	3.78	Intermediate
S	7238	Petro Travel Plaza LLC	Lebec	2.89	Intermediate
N	7988	Pg Trading Inc. Db a Grab And Go Plaza	Tracy	2.12	Intermediate
C	1184	Pic 'N' Go #2	Fresno	0.64	Exempt/Low
C	701	Pick Quick Food Store (Bladev S Padda)	Clovis	0.88	Exempt/Low
C	7163	Pilot Travel Centers #1277	Avenal	0.03	Exempt/Low
S	1456	Pilot Travel Centers #1302	Bakersfield	1.75	Intermediate
N	3363	Pilot Travel Centers LLC	Ripon	0.73	Exempt/Low
N	4547	Pilot Travel Centers LLC	Lodi	0.81	Exempt/Low
S	2012	Pilot Travel Centers LLC	Bakersfield	2.84	Intermediate
N	9260	Pilot Travel Centers LLC #1017-01	Lathrop	1.63	Intermediate
S	9102	Pilot Travel Centers LLC #1071-01	Tulare	0.47	Exempt/Low
N	9267	Pilot Travel Centers LLC #1080-01	Patterson	4.68	Intermediate
S	3806	Pilot Travel Centers LLC #154	Lost Hills	3.38	Intermediate

## 2022 Annual Report on the District's Air Toxics Program

Region	Facility ID	Facility Name	City	Prioritization Score	Prioritization Category
C	2132	Pilot Travel Centers LLC #365	Madera	4.12	Intermediate
S	1439	Pine Mountain Service Center	Pine Mt Club	0.51	Exempt/Low
S	936	Pixley Handy Market Inc.	Pixley	0.52	Exempt/Low
S	2016	Pixley Mini Mart	Pixley	0.51	Exempt/Low
S	2649	Pj Express Mart	Farmersville	0.67	Exempt/Low
S	1041	Plano Handy Market (Hesham Makhlof)	Porterville	0.67	Exempt/Low
N	1668	Platinum Gas & Market	Modesto	0.51	Exempt/Low
S	4154	Poplar Mini Mart	Porterville	0.51	Exempt/Low
S	574	Portavilla Market (Joseph Abdulla)	Porterville	0.67	Exempt/Low
S	8314	Porterville Arco	Porterville	4.19	Intermediate
S	2090	Porterville City Airport	Porterville	3.67	Intermediate
S	1027	Porterville Liquor	Porterville	0.53	Exempt/Low
S	1728	Pound's Grocery	Bakersfield	0.51	Exempt/Low
S	566	Preet Market	Tulare	0.51	Exempt/Low
S	1007	Prince Food & Gas	Visalia	0.65	Exempt/Low
S	633	Prince Mart (Harinderpal Kaur)	Lemon Cove	0.51	Exempt/Low
S	6859	Prince Palace	Bakersfield	1.06	Intermediate
S	4246	Prince Palace	Bakersfield	1.18	Intermediate
S	8341	Prince Palace Truck Stop Inc.	Bakersfield	1.08	Intermediate
S	604	Princess Superette	Visalia	0.51	Exempt/Low
C	3150	Pritam Singh Gill DbA Extra Mart	Madera	5.83	Intermediate
N	4351	Pritpal Singh - Pennywise Travel	Santa Nella	3.45	Intermediate
C	8518	Propel Fuels Inc.	Fresno	0.51	Exempt/Low
S	3790	Prosperity Food Land (Fawaz Alset)	Tulare	0.51	Exempt/Low
S	7005	Prosperity Mini Mart & Gas	Tulare	8.75	Intermediate
N	2097	Pushpinder Singh DbA Money Market	Oakdale	0.53	Exempt/Low
S	2621	Quality Market & Fuel	Lamont	0.61	Exempt/Low
S	311	Quality Mart	Lindsay	0.51	Exempt/Low
S	2283	Quic Shop Markets	Dinuba	1.14	Intermediate
N	2129	Quick & Save	Patterson	0.51	Exempt/Low
N	1349	Quick And Easy - Rai & Sons Corp.	Gustine	0.51	Exempt/Low
C	992	Quick Fill Inc.	Fresno	0.00	Exempt/Low
C	693	Quick Food Store	Fresno	0.51	Exempt/Low
C	7442	Quick N E-Z	Fresno	1.47	Intermediate
N	4234	Quick N Save	Hughson	0.51	Exempt/Low
N	4446	Quick N Save	Riverbank	0.51	Exempt/Low

2022 Annual Report on the District's Air Toxics Program

Region	Facility ID	Facility Name	City	Prioritization Score	Prioritization Category
N	4610	Quick N Save	Merced	0.67	Exempt/Low
C	1139	Quick Pick & Deli	Fresno	0.51	Exempt/Low
N	141	Quick Serve	Manteca	1.66	Intermediate
N	4249	Quick Shop N Go	Modesto	0.51	Exempt/Low
C	3358	Quick Stop Mini Mart	Caruthers	0.51	Exempt/Low
S	221	Quick Trip Liquor	Tulare	0.58	Exempt/Low
S	1146	Quick-N-Handy Mart & Deli	Dinuba	0.80	Exempt/Low
S	2179	Quick-N-Handy Mart & Deli #2	Visalia	0.65	Exempt/Low
S	2665	Quick-N-Out	Bakersfield	0.51	Exempt/Low
S	603	Quik Jack's Inc.	Visalia	0.91	Exempt/Low
C	1730	Quik Serve Food Store	Coarsegold	5.83	Intermediate
N	2123	Quik Stop #142	Denair	1.50	Intermediate
N	2125	Quik Stop #45	Modesto	0.96	Exempt/Low
N	2114	Quik Stop #71	Modesto	0.99	Exempt/Low
N	2124	Quik Stop #73	Oakdale	0.96	Exempt/Low
N	2115	Quik Stop #79	Turlock	0.94	Exempt/Low
N	2118	Quik Stop #83	Modesto	1.70	Intermediate
N	2117	Quik Stop #87	Modesto	0.91	Exempt/Low
N	669	Quik Stop Market #120	Stockton	1.31	Intermediate
N	660	Quik Stop Market #121	Manteca	0.98	Exempt/Low
N	666	Quik Stop Market #124	Manteca	0.54	Exempt/Low
N	671	Quik Stop Market #138	Tracy	0.83	Exempt/Low
N	668	Quik Stop Market #144	Stockton	1.21	Intermediate
N	2121	Quik Stop Market #155	Turlock	1.01	Intermediate
N	2116	Quik Stop Market #156	Ceres	1.15	Intermediate
N	4362	Quik Stop Market #163	Livingston	3.22	Intermediate
N	663	Quik Stop Market #39	Stockton	0.62	Exempt/Low
N	659	Quik Stop Market #76	Stockton	0.97	Exempt/Low
N	662	Quik Stop Market Inc. #148	Lodi	0.77	Exempt/Low
N	661	Quik Stop Markets #125	Ripon	1.55	Intermediate
N	665	Quik Stop Markets #132	Stockton	1.07	Intermediate
N	670	Quik Stop Markets #152	Lodi	0.85	Exempt/Low
S	961	Qwik Stop	Porterville	0.63	Exempt/Low
C	6895	R & S Liquor	Corcoran	0.51	Exempt/Low
N	4559	R Abbate Enterprises	Gustine	0.61	Exempt/Low
S	1290	R J & Sons Inc.	Delano	0.67	Exempt/Low
N	2913	R K Service Station	Waterford	0.64	Exempt/Low
S	482	R Singh Enterprises Inc.	Exeter	0.62	Exempt/Low
N	1359	R St Chevron	Merced	0.53	Exempt/Low



## 2022 Annual Report on the District's Air Toxics Program

Region	Facility ID	Facility Name	City	Prioritization Score	Prioritization Category
N	1094	Radc Enterprises Inc. - Grant Line Shell	Tracy	1.39	Intermediate
N	245	Radc Enterprises Inc. DbA Tracy Shell	Tracy	1.19	Intermediate
N	9597	Radc Enterprises, Inc.	Stockton	2.59	Intermediate
N	9596	Radc Enterprises, Inc.	Modesto	2.16	Intermediate
N	1737	Rai & Bath Petroleum Inc.	Modesto	3.19	Intermediate
N	1732	Rai & Sehaj Petroleum Inc.	Modesto	2.31	Intermediate
C	2364	Rai Food Mart Inc. DbA Oaks Mini Mart	Reedley	5.83	Intermediate
N	2127	Rai's Mart (Essam Alsumare)	Riverbank	0.67	Exempt/Low
S	2145	Ramco Express	Bakersfield	0.76	Exempt/Low
N	6060	Ramos Oil Inc.	Thornton	0.51	Exempt/Low
S	972	Ranch Market	Porterville	0.51	Exempt/Low
N	1169	Rancho Market And Gas Inc.	Winton	0.51	Exempt/Low
N	5015	Rancho San Miguel Market	Stockton	0.27	Exempt/Low
C	3076	Ranchos Valero	Madera	0.78	Exempt/Low
N	1053	Randhawa Fuel LLC DbA Dinomart	Manteca	1.09	Intermediate
N	983	Randhawa Petroleum LLC DbA El Dorado Gas	Stockton	0.65	Exempt/Low
C	2261	Rani Food & Liquor Inc.	Fresno	0.51	Exempt/Low
N	431	Rat Oil, Inc. DbA Gas And Shop	Ripon	0.51	Exempt/Low
N	282	Razi Petroleum Inc	Tracy	0.63	Exempt/Low
C	3083	Red Chillies LLC DbA Jackpot	Hanford	0.74	Exempt/Low
C	691	Red Rocket (Lakhbir Singh)	Clovis	0.51	Exempt/Low
C	3737	Red Top Gas	Chowchilla	0.51	Exempt/Low
C	1005	Red Triangle Oil Company	Fresno	0.51	Exempt/Low
S	111	Refaat Naiem Tayan	Bakersfield	0.97	Exempt/Low
N	1159	Refuel Petroleum, Inc.	Manteca	0.51	Exempt/Low
C	3819	Renna Ventures Inc.	Fresno	0.97	Exempt/Low
C	1016	Reno's Mega Mart	Firebaugh	1.38	Intermediate
N	208	Rg Gas Stations Inc. DbA Thornton Valero	Stockton	0.88	Exempt/Low
C	3300	Rhodes Inc.	Orange Cove	0.51	Exempt/Low
C	1021	Rhodes Texaco	Reedley	0.51	Exempt/Low
S	1287	Rio Bravo Market (Dipali Desai)	Bakersfield	0.51	Exempt/Low
N	459	Ripon Shell (Balaji Angle)	Ripon	0.91	Exempt/Low
N	3985	Riverbank Cruisers #34	Riverbank	2.30	Intermediate
C	8615	Riverside Golf Course	Fresno	0.36	Exempt/Low
C	9449	Riverside Valero	Fresno	1.28	Intermediate
S	825	Rj Food & Gas (Preetam Singh)	Dinuba	1.25	Intermediate



## 2022 Annual Report on the District's Air Toxics Program

Region	Facility ID	Facility Name	City	Prioritization Score	Prioritization Category
S	6587	Rj's Travel Center	Traver	0.97	Exempt/Low
C	275	Robert V Jensen Inc.- Chevron	Hanford	0.93	Exempt/Low
C	1031	Robert V. Jensen, Inc.	Fresno	0.96	Exempt/Low
C	2423	Robert V. Jensen, Inc.	Reedley	0.94	Exempt/Low
N	1358	Robinson Oil Corp Db a Rotten Robbie #59	Santa Nella	2.54	Intermediate
C	1879	Roe Oil Company	Hanford	0.51	Exempt/Low
S	1663	Rosedale Station Inc.	Bakersfield	0.00	Exempt/Low
S	8831	Royal Express Delivery Inc.	Bakersfield	0.51	Exempt/Low
N	8695	Royal Gas And Food	Livingston	0.67	Exempt/Low
S	8898	Roy's Market	Bakersfield	0.51	Exempt/Low
S	803	Rozi's Liquor Store	Delano	0.51	Exempt/Low
S	596	Rozi's Market	Visalia	0.51	Exempt/Low
C	766	Rs Cheaper Co	Fresno	0.87	Exempt/Low
C	8997	Ryan Corner	Fresno	0.51	Exempt/Low
S	1732	S & A Market	Shafter	0.51	Exempt/Low
S	2104	S & H Fuel Stop 3 Inc.	Bakersfield	0.87	Exempt/Low
S	3955	S & H Fuel Stop Inc.	Bakersfield	0.51	Exempt/Low
S	1288	S & J Quick Stop	Shafter	0.53	Exempt/Low
C	2203	S & K Mini Market	Chowchilla	0.52	Exempt/Low
C	3424	S & K Mini Mart	Madera	0.55	Exempt/Low
C	1956	S & K Mini Mart	Sanger	0.68	Exempt/Low
N	2289	S & S Bal LLC	Turlock	0.97	Exempt/Low
S	679	S & S Mini Mart, Inc.	Lamont	0.51	Exempt/Low
N	2522	S&A Petro Inc.	Stockton	0.96	Exempt/Low
C	3111	S.B. Partners Inc. Db a Yosemite Gas	Oakhurst	8.75	Intermediate
N	4563	Safeway Inc.	Turlock	3.31	Intermediate
N	5020	Safeway Inc., Store #2707	Stockton	4.86	Intermediate
N	4490	Safeway, Inc.	Stockton	1.11	Intermediate
N	1260	Sagar's Gas N Save	Merced	0.67	Exempt/Low
S	2065	Saint Peter & Saint Paul LLC	Bakersfield	1.44	Intermediate
C	457	Saleh H. Alkobadi Db a East Reedley Store	Reedley	5.83	Intermediate
N	1769	Salida Cruisers #1	Salida	1.80	Intermediate
S	2014	Sal's E-Z Stop	Bakersfield	0.51	Exempt/Low
S	1348	Sam Khalil	Lebec	1.89	Intermediate
S	1066	Sam Qasem Alinagi Alqabeli	Farmersville	0.67	Exempt/Low
S	2287	Samco Food Store Inc.	Bakersfield	0.52	Exempt/Low
S	6555	Sam's Club # 4819	Bakersfield	9.59	Intermediate

## 2022 Annual Report on the District's Air Toxics Program

Region	Facility ID	Facility Name	City	Prioritization Score	Prioritization Category
S	3734	Sam's Market	Bakersfield	0.51	Exempt/Low
S	6951	Sam's Market & Gas	Bakersfield	0.53	Exempt/Low
C	1222	Sam's Mini Mart	Coalinga	0.67	Exempt/Low
S	812	San Joaquin Helicopter	Delano	0.13	Exempt/Low
C	573	Sanger Automated Fuel Inc.	Sanger	0.58	Exempt/Low
C	134	Sanger Food Mart	Sanger	0.51	Exempt/Low
N	7987	Sanguinetti Investments, LLC	Farmington	2.34	Intermediate
S	2051	Sat Kaival Management LLC	Bakersfield	3.22	Intermediate
N	7310	Sat Kartar Blessings LLC	Stockton	0.76	Exempt/Low
C	404	Satinder Pal Singh	Sanger	0.51	Exempt/Low
C	7198	Satwant Mini Mart	Madera	1.08	Intermediate
S	819	Save Center Gas & Food (Gurdip S Sandhu)	Porterville	0.51	Exempt/Low
C	1137	Save-N-Go	Selma	0.73	Exempt/Low
N	2477	Sb Gas & Market	Tracy	0.51	Exempt/Low
N	3658	Sbd Oil Inc.	Westley	2.68	Intermediate
N	262	Sbr Petro Inc./Countryside Liquor & Gas	Lodi	0.51	Exempt/Low
N	3612	Sbsj Petro Inc. Dba Flag City Shell	Lodi	1.26	Intermediate
S	1083	Schwebel Petroleum	Bakersfield	0.51	Exempt/Low
S	1084	Schwebel Petroleum	Bakersfield	3.11	Intermediate
S	8562	Schwebel Petroleum Co Inc.		0.00	Exempt/Low
S	8198	Schwebel Petroleum Co Inc.	Fellows	0.00	Exempt/Low
S	8197	Schwebel Petroleum Co Inc.	Maricopa	0.61	Exempt/Low
C	3325	Second Generation LLC	Fresno	0.63	Exempt/Low
S	3909	Second Generation LLC	Farmersville	0.75	Exempt/Low
C	2832	Selma Chevron	Selma	0.68	Exempt/Low
C	455	Selma Exxon	Selma	1.18	Intermediate
C	763	Selma Quick Stop	Selma	0.51	Exempt/Low
C	8244	Selma Retail Prop Inc.-Dba Get N Go Selma	Selma	0.73	Exempt/Low
C	337	Sequoia Marketplace LLC	Squaw Valley	0.90	Exempt/Low
C	2196	Sequoia Marketplace LLC	Squaw Valley	1.18	Intermediate
N	8725	Seven-Eleven Delhi #Bp32	Delhi	2.84	Intermediate
S	2626	Seville Food Mart	Visalia	0.51	Exempt/Low
C	7819	Shah Chevron	Hanford	5.83	Intermediate
C	3365	Shah's Shell	Hanford	0.94	Exempt/Low
S	3626	Shakib Dashtipour	Bakersfield	1.87	Intermediate
S	8186	Shannon Village Mart	Visalia	2.37	Intermediate
N	8748	Shannon's Mini Mart	Merced	0.67	Exempt/Low

## 2022 Annual Report on the District's Air Toxics Program

Region	Facility ID	Facility Name	City	Prioritization Score	Prioritization Category
C	2043	Shaver Lake Gas & Deli	Shaver Lake	0.51	Exempt/Low
C	3308	Shaver Lake Sports Inc.	Shaver Lake	0.46	Exempt/Low
S	4292	Shell	Visalia	0.51	Exempt/Low
S	3615	Shell "Barn" Mini Mart	Exeter	0.72	Exempt/Low
N	8736	Shell Station	Gustine	0.51	Exempt/Low
S	810	Shepherd's Market	Visalia	0.51	Exempt/Low
S	1031	Sherwood Handy Market	Porterville	0.63	Exempt/Low
S	2187	Shiralian Ent Inc.- Db a E-Z Trip-B/W	Buttonwillow	1.63	Intermediate
S	326	Shiralian Valero	Tulare	1.75	Intermediate
C	1800	Shirdhi Inc.	Chowchilla	1.32	Intermediate
N	1030	Shirdhi Inc.	Merced	1.55	Intermediate
C	8553	Shirdhi Inc. Db a Express Mart Valero	Lemoore	1.38	Intermediate
C	1228	Shirmiss Inc Db a Peach Shell	Clovis	1.39	Intermediate
C	1142	Shogy Market LLC	Firebaugh	0.51	Exempt/Low
S	2470	Shop & Go Market	Visalia	0.67	Exempt/Low
S	320	Shop & Save	Porterville	0.51	Exempt/Low
C	1145	Shop And Gas	Fresno	0.51	Exempt/Low
N	4044	Shop And Go	Merced	0.67	Exempt/Low
C	8516	Shop Kwik Market	Reedley	0.67	Exempt/Low
C	8751	Shop N Go #614	Clovis	1.98	Intermediate
C	88	Shop N Go #618	Lemoore	0.89	Exempt/Low
S	4036	Shop 'N Go Inc.	Tulare	0.98	Exempt/Low
C	136	Shop N Quick #2	Easton	0.79	Exempt/Low
C	2683	Shop N'go Inc.	Coalinga	0.89	Exempt/Low
C	1138	Shop-N-Go	Fresno	1.23	Intermediate
C	1140	Shop-N-Go	Fowler	1.92	Intermediate
C	4026	Shop-N-Go	Clovis	2.34	Intermediate
N	292	Short Stop Food Mart	Lodi	0.63	Exempt/Low
S	973	Shukri A Alrezaki	Lindsay	0.51	Exempt/Low
S	6930	Sidhu Estates Inc.	Dinuba	1.62	Intermediate
C	1152	Sierra Liquor & Deli	Hanford	0.51	Exempt/Low
S	2177	Sierra Minit Mart - Plano	Porterville	1.05	Intermediate
S	319	Sierra Minit Mart #1	Porterville	0.96	Exempt/Low
S	2546	Sierra Minit Mart #2	Porterville	1.55	Intermediate
S	2547	Sierra Minit Mart #4	Terra Bella	0.92	Exempt/Low
S	2086	Sierra Minit Mart #5	Tulare	1.20	Intermediate
S	2087	Sierra Minit Mart #7	Tulare	1.28	Intermediate
N	1724	Simlov Enterprise LLC	Turlock	2.08	Intermediate

## 2022 Annual Report on the District's Air Toxics Program

Region	Facility ID	Facility Name	City	Prioritization Score	Prioritization Category
S	3335	Simonyan Enterprises li Inc.	Lindsay	2.48	Intermediate
N	1381	Simple Simon Mini-Mart	Dos Palos	0.51	Exempt/Low
C	1746	Six Star Chevron (Tanver Ahmad)	Madera	1.31	Intermediate
N	674	Sjrj Investment Inc.	Manteca	0.51	Exempt/Low
N	2891	Sksp Inc. DbA Modesto Chevron	Modesto	5.83	Intermediate
C	9581	Skypark Arco	Fresno	2.11	Intermediate
C	1240	Smart Place Inc.	Fresno	0.51	Exempt/Low
N	2178	Smart Stop Food Mart	Modesto	0.51	Exempt/Low
N	1383	Smiley's Shell	Merced	0.51	Exempt/Low
N	1376	Smiley's Shell	Merced	0.74	Exempt/Low
N	353	Smk Chevron (Harvinder Pal Singh)	Acampo	1.58	Intermediate
C	8736	Snack Market & Tobacco	Fresno	1.01	Intermediate
C	3772	Snappy Food	Fresno	0.65	Exempt/Low
S	3716	Snappy Food Store	Bakersfield	0.66	Exempt/Low
N	9386	Sng Hotels Inc.	Manteca	8.75	Intermediate
C	3477	Snl Corp	Fresno	0.51	Exempt/Low
N	345	Sohal #3	Stockton	2.83	Intermediate
N	2034	Spa Food Liquor & Gas	Modesto	0.51	Exempt/Low
N	1258	Spa Petroleum Inc.	Merced	4.38	Intermediate
S	2061	Sparkling Image Corp	Bakersfield	1.49	Intermediate
C	159	Spl Lidder Enterprise Inc.	Hanford	0.51	Exempt/Low
N	2182	Sport Stop	Waterford	1.11	Intermediate
C	9088	Square Deal Market	Corcoran	0.74	Exempt/Low
N	258	Srh Food & Gas Market	Stockton	0.90	Exempt/Low
C	797	Srp Real Estate Inc. (DbA Belmont Fuel St	Fresno	0.61	Exempt/Low
S	3285	Ssg Bakersfield Group Inc.	Bakersfield	2.13	Intermediate
S	905	Sssb Corp, Inc. DbA Verdugo Market 2	Bakersfield	0.51	Exempt/Low
S	1453	Sssb1 Corp Inc. DbA 76 Food Mart	Bakersfield	0.64	Exempt/Low
S	2631	Sssb2 Corp (Wasco Market)	Wasco	0.67	Exempt/Low
C	1591	Star #1	Selma	1.22	Intermediate
C	1195	Star 1 Mart	Parlier	1.23	Intermediate
C	3692	Star 7 Market	Kerman	0.51	Exempt/Low
N	1779	Star Convenience Inc.	Modesto	0.51	Exempt/Low
N	7167	Star Convenience Inc. DbA Quik Shop & Gas	Modesto	0.51	Exempt/Low
N	2071	Star Gas	Oakdale	0.51	Exempt/Low
N	981	Statewide Petroleum Inc.	Manteca	0.51	Exempt/Low

## 2022 Annual Report on the District's Air Toxics Program

Region	Facility ID	Facility Name	City	Prioritization Score	Prioritization Category
C	700	Sterling Hartel Developments 1, Inc.	Fresno	0.57	Exempt/Low
C	3306	Sterling Hartel Developments 1, Inc.	Fresno	1.04	Intermediate
S	3420	Stine Road Chevron	Bakersfield	0.71	Exempt/Low
S	2072	Stockdale Mobil	Bakersfield	1.05	Intermediate
S	4129	Stockdale Mobil #2	Bakersfield	7.29	Intermediate
S	4127	Stony Creek Village	Stony Creek	0.51	Exempt/Low
C	5721	Stop And Shop #2	Fresno	0.51	Exempt/Low
C	1148	Stop N Go	Fresno	0.51	Exempt/Low
C	8350	Stop N Go Chevron	Madera	1.00	Exempt/Low
N	2209	Stop N Save Liquors #1	Modesto	0.51	Exempt/Low
N	2203	Stop N Save Liquors #10	Modesto	0.51	Exempt/Low
N	2201	Stop N Save Liquors #2	Modesto	0.51	Exempt/Low
N	2208	Stop N Save Liquors #4	Turlock	0.51	Exempt/Low
N	2206	Stop N Save Liquors #5	Riverbank	0.51	Exempt/Low
N	2202	Stop N Save Liquors #6	Modesto	0.51	Exempt/Low
N	2207	Stop N Save Liquors #7	Modesto	0.51	Exempt/Low
N	2204	Stop N Save Liquors #8	Modesto	0.51	Exempt/Low
C	994	Stop Zone Inc.	Hanford	0.51	Exempt/Low
S	1044	Strathmore Handy Market	Strathmore	0.51	Exempt/Low
S	1069	Strathmore Liquor	Strathmore	0.51	Exempt/Low
S	1722	Stuart's Petroleum	Bakersfield	1.03	Intermediate
S	2431	Stuart's Petroleum	Bakersfield	1.13	Intermediate
S	2078	Sub Station (Sukhdev Singh)	Woodlake	1.04	Intermediate
S	2638	Success Market	Porterville	0.15	Exempt/Low
S	1049	Suhovy's Market	Strathmore	0.51	Exempt/Low
S	806	Sukhsanam Market	Bakersfield	0.51	Exempt/Low
S	246	Sullivan Petroleum Corp LLC	Bakersfield	1.44	Intermediate
S	9173	Sullivan Petroleum LLC	Bakersfield	8.75	Intermediate
S	6678	Sullivan's Petroleum LLC	Bakersfield	1.66	Intermediate
S	1218	Sultana Food Mart	Sultana	0.51	Exempt/Low
N	2257	Sungold Ventures LLC Db Sungold Petrole	Modesto	8.75	Intermediate
S	2706	Sunlines Handy Market	Porterville	0.51	Exempt/Low
C	1740	Sunny Market & Liquor	Madera	0.51	Exempt/Low
N	3280	Sunny's Food Mart	Modesto	0.51	Exempt/Low
S	2096	Sunnyside Handy Market	Porterville	0.51	Exempt/Low
C	9423	Sunnyside Market	Fresno	1.31	Intermediate
C	1129	Sunnyside Sinclair	Fresno	0.55	Exempt/Low

## 2022 Annual Report on the District's Air Toxics Program

Region	Facility ID	Facility Name	City	Prioritization Score	Prioritization Category
S	154	Sunrise Handy Market (Nezam Kasis)	Porterville	0.61	Exempt/Low
C	875	Sunrise Mini Mart	Reedley	0.51	Exempt/Low
N	1736	Sunrise Retail Enterprises Inc.	Riverbank	3.41	Intermediate
C	2050	Sunshine Food Mart	Fresno	0.53	Exempt/Low
S	1045	Sunshine Handy Market	Porterville	0.51	Exempt/Low
C	1201	Super 1 Food Store	Fresno	0.51	Exempt/Low
S	2031	Super 7 Beer & Food Inc.	Porterville	0.51	Exempt/Low
S	2656	Super 7 Food Store #2 (Paramjit Kaur)	Tulare	0.67	Exempt/Low
C	465	Super Express (Marinder Singh)	Clovis	0.81	Exempt/Low
N	8769	Super Mac Food & Gas #2	Modesto	0.51	Exempt/Low
N	4438	Super Mac Food & Gas (Paramjit Singh)	Hilmar	0.54	Exempt/Low
C	8807	Super Mart Chevron	Caruthers	0.51	Exempt/Low
S	618	Super Stop #2	Kingsburg	0.51	Exempt/Low
N	4142	Super Stop Gas & Liquor	Manteca	0.67	Exempt/Low
S	3578	Super Stop Shopping Center	Tulare	0.51	Exempt/Low
C	733	Super-7	Fresno	0.51	Exempt/Low
N	3414	Super-A Gas & Food	Winton	0.51	Exempt/Low
N	1388	Superway Market	Planada	0.67	Exempt/Low
S	1006	Sw Retail Group DbA Sal's Food Mart	Dinuba	0.63	Exempt/Low
C	8520	Sws Fuel Inc. DbA Johnny Quick 007	Madera	1.52	Intermediate
N	4419	Synergy Petroleum 332 Inc.	Stockton	0.89	Exempt/Low
C	1212	T & A Mobil Mini-Mart	Hanford	0.51	Exempt/Low
C	1209	T & J Arco Mini Mart	Parlier	1.04	Intermediate
S	2069	T S Gas Inc.	Bakersfield	0.00	Exempt/Low
N	3058	Ta Operating LLC	Santa Nella	1.31	Intermediate
S	8614	Ta Operating LLC	Arvin	2.22	Intermediate
C	1792	Tackle Box	Madera	1.09	Intermediate
S	8993	Taft Enterprises Inc.	Bakersfield	0.36	Exempt/Low
S	3648	Taft Hwy Chevron	Bakersfield	1.18	Intermediate
S	2379	Taing Horizon Inc.	Bakersfield	0.62	Exempt/Low
C	1210	Take 10	Corcoran	1.21	Intermediate
N	9330	Tera Investments	Lodi	2.04	Intermediate
S	1029	Terra Bella Handy Market	Terra Bella	0.51	Exempt/Low
S	2189	Terry M & Michael J Bennett	Visalia	0.61	Exempt/Low
S	3706	Tesoro West Coast Co LLC #68225	Tulare	1.71	Intermediate
S	900	Tesoro West Coast Co LLC #68124	Delano	0.51	Exempt/Low

## 2022 Annual Report on the District's Air Toxics Program

Region	Facility ID	Facility Name	City	Prioritization Score	Prioritization Category
S	3561	Tesoro West Coast Co LLC #68126	Earlimart	1.21	Intermediate
C	3548	Tesoro West Coast Company LLC #68139	Fresno	1.44	Intermediate
N	3384	Tesoro West Coast Company LLC #68166	Modesto	1.13	Intermediate
N	1928	Tesoro West Coast Company LLC #68226	Turlock	0.85	Exempt/Low
N	751	Tesoro West Coast Company LLC #68150	Lockeford	1.60	Intermediate
N	95	Tesoro West Coast Company LLC #68151	Lodi	1.14	Intermediate
N	104	Tesoro West Coast Company LLC #68152	Lodi	0.82	Exempt/Low
N	1039	Tesoro West Coast Company LLC #68153	Lodi	1.57	Intermediate
N	903	Tesoro West Coast Company LLC #68154	Lodi	1.62	Intermediate
N	2265	Tesoro West Coast Company LLC #68163	Modesto	0.90	Exempt/Low
N	1854	Tesoro West Coast Company LLC #68164	Modesto	1.55	Intermediate
N	1859	Tesoro West Coast Company LLC #68165	Modesto	1.45	Intermediate
N	1860	Tesoro West Coast Company LLC #68177	Oakdale	1.42	Intermediate
N	3564	Tesoro West Coast Company LLC #68221	Stockton	1.49	Intermediate
C	1225	Texaco	Huron	0.51	Exempt/Low
S	3224	Tfc88 Inc. DbA Stockdale West Texaco	Bakersfield	2.17	Intermediate
S	8605	The Barn Delano	Delano	1.35	Intermediate
S	9077	The Barn Demaree	Visalia	0.94	Exempt/Low
S	1452	The Barn li	Bakersfield	1.18	Intermediate
S	2095	The Barn lii	Bakersfield	0.78	Exempt/Low
C	1742	The Forks Resort	Bass Lake	1.63	Intermediate
N	1847	The Grewal Family Trust	Turlock	1.06	Intermediate
C	3006	The Last Stop	Sanger	1.04	Intermediate
S	1638	The Spot Food Mart #4	Bakersfield	5.83	Intermediate
S	4168	The Spot Food Mart Inc.	Bakersfield	5.83	Intermediate
S	487	Three Rivers Chevron	Three Rivers	0.51	Exempt/Low
S	2215	Three Rivers Market	Three Rivers	0.51	Exempt/Low
N	856	Tiki Lagun Partners LLC	Stockton	1.80	Intermediate
S	904	Tip Top Liquors	Bakersfield	0.51	Exempt/Low
S	2260	Tipton Chevron	Tipton	0.67	Exempt/Low



## 2022 Annual Report on the District's Air Toxics Program

Region	Facility ID	Facility Name	City	Prioritization Score	Prioritization Category
C	2241	Tj Food N Liquor (Eric S. Tang)	Fresno	0.73	Exempt/Low
C	735	Tj Grangeville Corporation	Lemoore	1.00	Exempt/Low
S	1572	Tmp Corp DbA Freeway Gas & Liquor	Bakersfield	0.51	Exempt/Low
S	2434	Tmp Corp DbA Niles Chevron	Bakersfield	0.70	Exempt/Low
N	8867	Todd Energy Corporation	Los Banos	4.22	Intermediate
C	2232	Tollhouse Market & Grill	Tollhouse	0.51	Exempt/Low
S	2720	Tomer And Sons Inc.	Bakersfield	0.51	Exempt/Low
C	4217	Tony's 1 Stop Shop	Fresno	0.68	Exempt/Low
C	3689	Tony's One Stop Arco/Manjit Kaur	Fresno	1.22	Intermediate
C	1245	Tower Gas & Mini Mart	Fresno	0.51	Exempt/Low
S	3811	Town & Country Market	Porterville	1.63	Intermediate
N	638	Tr Petro Inc. DbA Plaza Liquor #2	Lodi	0.58	Exempt/Low
N	8746	Tracy 76 - Reliance Gas Investments Inc.	Tracy	0.75	Exempt/Low
N	849	Tracy Market Inc.	Tracy	0.97	Exempt/Low
N	3970	Tracy Truck & Auto Stop	Tracy	1.74	Intermediate
S	1733	Travel Centers Of America	Buttonwillow	2.58	Intermediate
N	1317	Travel Centers Of America	Santa Nella	3.71	Intermediate
S	2629	Traver Market	Traver	1.55	Intermediate
S	143	Traver Valley Farms	Traver	0.55	Exempt/Low
C	1151	Tri-Mart	Hanford	0.67	Exempt/Low
N	1905	Triple R Gas And Mart	Waterford	0.51	Exempt/Low
S	2055	Trmc Retail LLC - Speedway No 1477	Mettler	0.23	Exempt/Low
S	2056	Trmc Retail LLC-Speedway No 1474 (Mobil)	Frazier Park	1.43	Intermediate
S	2057	Trmc Retail LLC-Speedway No 1475 (Mobil)	Bakersfield	1.27	Intermediate
S	1048	Trmc Retail-Speedway No 3051	Visalia	1.68	Intermediate
C	3793	Tulare Arco (Sai Roja Inc.)	Fresno	3.29	Intermediate
S	588	Tulare Mini Mart	Tulare	0.51	Exempt/Low
S	7037	Tulare Petroleum Inc.	Tulare	3.40	Intermediate
C	8333	Tule River Tribal Council DbA Feather Tr	Avenal	0.00	Exempt/Low
N	3062	Turlock Petroleum Inc.	Ceres	3.77	Intermediate
S	2050	Turna & Sons Group Inc.	Bakersfield	1.63	Intermediate
N	887	Turner Cut Resort & Marina Inc.	Stockton	1.31	Intermediate
N	4765	Tvain Group Inc.	Turlock	4.79	Intermediate
N	8212	Tvain Investments Financial Inc.	Turlock	2.13	Intermediate



## 2022 Annual Report on the District's Air Toxics Program

Region	Facility ID	Facility Name	City	Prioritization Score	Prioritization Category
N	889	Two Guys Food & Fuel	Lathrop	1.12	Intermediate
S	1035	Two Village Market	Visalia	0.51	Exempt/Low
C	8032	U And A Mini Mart li	Sanger	0.82	Exempt/Low
S	852	U S Mini Mart	Earlimart	0.51	Exempt/Low
N	3592	Union Point Resort, Inc.	Stockton	0.00	Exempt/Low
S	8981	Union Village	Bakersfield	0.85	Exempt/Low
C	3241	United Park Inc.	Chowchilla	0.04	Exempt/Low
C	791	Us Gas And Food	Fresno	0.59	Exempt/Low
S	2020	Usa Food And Deli, Inc.	Exeter	0.51	Exempt/Low
C	989	U-Save Liquor Market Inc.	Fresno	0.78	Exempt/Low
S	3533	V G Mini Market	Bakersfield	0.52	Exempt/Low
N	3949	V K Chevron	Modesto	1.30	Intermediate
C	78	Valero Mini Mart (Sukhdev S. Brar)	Firebaugh	0.61	Exempt/Low
C	2166	Vallee Food Store #2	Coarsegold	0.59	Exempt/Low
C	2774	Vallee Foods #17	Fresno	0.93	Exempt/Low
S	571	Valley Convenience Stores Inc.	Exeter	0.51	Exempt/Low
S	2077	Valley Convenience Stores Inc.	Tulare	0.51	Exempt/Low
C	7138	Valley Food Mart	Coalinga	0.51	Exempt/Low
S	9356	Valley Fuel Goshen Inc.	Visalia	1.36	Intermediate
S	1883	Valley Fuel Tipton, Inc.	Tipton	0.74	Exempt/Low
S	813	Valley Fuel Visalia, Inc.	Visalia	0.51	Exempt/Low
C	94	Valley Gas	Fresno	0.51	Exempt/Low
C	1208	Valley Gas	Orange Cove	0.51	Exempt/Low
C	84	Valley Gas And Mini Mart (Ajitpal Singh)	Fresno	0.67	Exempt/Low
C	1813	Valley Gas Food Mart	Coalinga	0.51	Exempt/Low
N	3968	Valley Pacific Petroleum Services Inc.	Lodi	0.51	Exempt/Low
N	4158	Valley Pacific Petroleum Services Inc.	Stockton	0.51	Exempt/Low
N	1973	Valley Pacific Petroleum Services Inc.	Riverbank	0.51	Exempt/Low
N	3560	Valley Pacific Petroleum Services Inc.	Stockton	0.51	Exempt/Low
S	308	Valley Pacific Petroleum Services Inc.	Woodlake	0.51	Exempt/Low
S	2255	Valley Pacific Petroleum Services Inc.	Visalia	0.51	Exempt/Low
N	3138	Valley Pacific Petroleum Services Inc.	Tracy	1.48	Intermediate
C	1165	Valli Gas & Car Wash	Sanger	0.51	Exempt/Low
N	1988	Valtoha Inc. DbA Patterson Chevron	Patterson	0.87	Exempt/Low

## 2022 Annual Report on the District's Air Toxics Program

Region	Facility ID	Facility Name	City	Prioritization Score	Prioritization Category
N	999	Van De Pol Enterprises, Inc.	Lodi	0.51	Exempt/Low
N	4163	Van De Pol Enterprises, Inc. Dba Gustine	Gustine	0.51	Exempt/Low
C	1710	Van De Pol Enterprises, Inc. Dba Madera P	Madera	1.29	Intermediate
N	1290	Van De Pol Enterprises, Inc. Dba Merced C	Merced	0.60	Exempt/Low
N	1303	Van De Pol Enterprises, Inc. Dba R Street	Merced	0.51	Exempt/Low
C	3188	Van De Pol Enterprises, Inc. Dba:Chowchil	Chowchilla	1.23	Intermediate
N	156	Van De Pol Enterprises, Inc.	Ripon	0.13	Exempt/Low
N	921	Vanco Truck & Auto Plaza	Stockton	1.48	Intermediate
S	1585	Van's Deli Mart	Delano	0.51	Exempt/Low
N	1816	Verpal Investments Inc. Dba Eagle Chevron	Modesto	0.70	Exempt/Low
N	483	Village West Marina	Stockton	0.41	Exempt/Low
N	3627	Vine Fuels Inc.	Salida	1.47	Intermediate
N	2280	Vintage Car Wash Inc.	Modesto	0.51	Exempt/Low
S	2165	Virk Petroleum Corp/Akal Travel Plaza	Delano	0.13	Exempt/Low
C	2109	Virk Properties Inc. Dba Johnny Quik #157	Fresno	1.14	Intermediate
S	2703	Visalia Liquor Inc.	Visalia	0.63	Exempt/Low
C	3826	Vons - A Safeway Company	Oakhurst	3.05	Intermediate
C	3763	Vons - A Safeway Company	Clovis	4.35	Intermediate
C	7971	Vucovich Inc. Dba Fresno Equipment Co	Five Points	4.30	Intermediate
C	2918	Wagner's Mammoth Pool Resorts	Logan Meadow	0.00	Exempt/Low
S	8911	Wainright Oil Corp	Lebec	1.02	Intermediate
C	9777	Walmart Inc.	Kerman	3.06	Intermediate
S	1574	Wardaa 1 LLC Dba Samco Rosedale #13	Bakersfield	0.93	Exempt/Low
S	2013	Wardaa Inc. Dba Samco Norris #9	Bakersfield	0.51	Exempt/Low
S	1841	Wasco Chevron	Wasco	5.83	Intermediate
S	6830	Wasco Mini Mart (Ahmed Ghassan Nagi)	Wasco	0.91	Exempt/Low
N	890	Waterloo Liquors	Stockton	0.55	Exempt/Low
S	2440	Weedpatch Chevron	Bakersfield	0.83	Exempt/Low
C	48	West & Shaw Kwik Serv	Fresno	1.00	Exempt/Low
C	2866	West Hill Oil, Inc.	Coalinga	0.13	Exempt/Low
C	7275	West Hills Oil Inc.	San Joaquin	0.51	Exempt/Low
C	3593	West Hills Oil, Inc.	Kettleman City	0.61	Exempt/Low

2022 Annual Report on the District's Air Toxics Program

Region	Facility ID	Facility Name	City	Prioritization Score	Prioritization Category
N	945	West Lane Fuels	Stockton	0.51	Exempt/Low
S	2269	West Tulare Food Mart	Tulare	1.00	Exempt/Low
N	5049	West Valley Auto Service, LLC	Tracy	9.48	Intermediate
N	936	Western Food And Fuel	Stockton	0.51	Exempt/Low
N	1817	Westley Beacon	Westley	0.73	Exempt/Low
C	3401	Westside Stations, Inc.	Mendota	1.43	Intermediate
S	8338	Wheeler Ridge Shell Station	Bakersfield	0.51	Exempt/Low
S	4247	White Lane Mobil & Circle K	Bakersfield	0.51	Exempt/Low
S	1654	White Lane Shell (Jeffrey Yam)	Bakersfield	1.60	Intermediate
N	1983	Whitmore Stations Inc.	Ceres	1.16	Intermediate
S	2035	Willie's Market (Balwinder Mehat)	Lindsay	0.64	Exempt/Low
N	3135	Windecker Inc.	Los Banos	0.51	Exempt/Low
N	9339	Windecker Property Development LLC	Los Banos	2.04	Intermediate
N	3900	Wine Country Sta/Gill Pandher Invest Inc.	Lodi	0.87	Exempt/Low
N	1232	Winton Petroleum Inc.	Winton	0.51	Exempt/Low
C	287	WKM Associates Inc.	Fresno	1.26	Intermediate
C	469	Woodward Village 76	Fresno	0.77	Exempt/Low
S	745	Xpress Gas 76	Bakersfield	1.11	Intermediate
S	3143	Xpress Mart	Bakersfield	0.00	Exempt/Low
S	1887	Xtra Mart	Exeter	0.51	Exempt/Low
S	3961	Yahalla Inc. DbA Samco #2	Bakersfield	1.00	Exempt/Low
S	2613	Yakoob Mohamed DbA Jack's Gas & Deli	Orosi	0.65	Exempt/Low
S	3672	Yakoob Nagib Saleh Mohamed DbA Jacks Gas	Visalia	1.14	Intermediate
N	4172	Yosemite & Creekwood Inc.	Modesto	1.06	Intermediate
N	73	Yosemite Avenue Arco Am/Pm	Manteca	1.55	Intermediate
C	1797	Zippy Mart #3	Madera	0.67	Exempt/Low

**Table A2. Other Types of Facilities Prioritized in 2022**

Region	Facility ID	Facility Name	City/County	Prioritization Score	Prioritization Category
N	717	A. Sambado & Son, Inc.	Linden	4.81	Intermediate
N	7488	Aemetis Advanced Fuels Keyes Inc.	Ceres	5.87	Intermediate
C	8901	Agroplantae Inc.	Fresno	0.05	Exempt/Low
N	4399	All Foreign & Domestic Body Shop	Stockton	0.46	Exempt/Low
C	3115	American Avenue Landfill	Kerman	5.03	Intermediate
N	9476	American Bedliners & Truck Accessories	Stockton	2.87	Intermediate
C	6923	Ampersand Chowchilla Biomass LLC	Chowchilla	123.00	High Priority
N	3021	Anh Auto Body & Paint	Stockton	0.30	Exempt/Low
S	8416	Aptco LLC	Delano	0.36	Exempt/Low
S	3012	Aptco LLC	McFarland	1.96	Intermediate
S	2273	Bakersfield City Wastewater #2	Bakersfield	0.50	Exempt/Low
S	3103	Bakersfield City Wastewater #3	Bakersfield	2.16	Intermediate
S	1246	Berry Petroleum Company LLC	Kern County	6.73	Intermediate
S	1328	Berry Petroleum Company LLC	McKittrick	6.73	Intermediate
S	3585	Berry Petroleum Company LLC	Kern County	8.98	Intermediate
S	2265	Berry Petroleum Company LLC	Kern County	6.73	Intermediate
S	8591	Bethlehem Construction	Wasco	0.04	Exempt/Low
S	3984	Bowman Asphalt Inc.	Bakersfield	48.60	High Priority
C	150	Browning Ferris Industries	Fresno	0.13	Exempt/Low
C	146	Browning Ferris Industries	Fresno	0.19	Exempt/Low
S	4214	Calgren Renewable Fuels	Pixley	9.27	Intermediate
C	216	California Air National Guard	Fresno	28.00	High Priority
C	218	California Army National Guard	Fresno	3.43	Intermediate
C	402	California Dairies, Inc.	Fresno	1.43	Intermediate
S	382	California Resources Elk Hills LLC	Kern County	8.83	Intermediate
S	1738	California Resources Production Corp	Kern County	8.83	Intermediate
N	370	California Resources Production Corp	Stockton	1.13	Intermediate
S	8454	California Resources Production Corp	Kern County	8.83	Intermediate
S	8282	California Resources Production Corp	Kern County	8.83	Intermediate
C	652	Calmat DbA Vulcan Materials Company	Sanger	9.43	Intermediate
S	1538	Calmat Of Central California	Bakersfield	0.78	Exempt/Low
C	283	Chemical Waste Management, Inc.	Kettleman City	0.50	Exempt/Low
S	49	Chevron USA Inc.	McKittrick	0.05	Exempt/Low
S	1423	Chevron USA Inc.	Kern County	0.00	Exempt/Low
C	311	Chevron USA Inc.	Fresno County	0.17	Exempt/Low
S	2010	Chevron USA Inc.	Kern County	3.40	Intermediate
S	55	Chevron USA Inc. Lost Hills GP	Lost Hills	0.11	Exempt/Low
C	3074	City Of Clovis - Landfill	Clovis	0.73	Exempt/Low
N	2073	Covanta Stanislaus, Inc.	Crows Landing	3.59	Intermediate

## 2022 Annual Report on the District's Air Toxics Program

Region	Facility ID	Facility Name	City/County	Prioritization Score	Prioritization Category
S	6971	Crimson Renewable Energy LP	Bakersfield	0.00	Exempt/Low
N	3715	Custom Marble & Onyx	Modesto	0.15	Exempt/Low
S	1385	Delta Trading L P	Bakersfield	0.02	Exempt/Low
N	558	Diamond Pet Foods-Lathrop	Lathrop	7.52	Intermediate
C	3801	E & B Trucking Inc.	Hanford	0.16	Exempt/Low
C	1830	Foster Commodities	Kingsburg	0.21	Exempt/Low
C	535	Fresno/Clovis Regional WWTP	Fresno	0.88	Exempt/Low
N	1660	Gallo Cattle Company	Atwater	31.90	High Priority
N	964	George Reed Inc.	Clements	3.79	Intermediate
S	7858	Grade 6 Oil, LLC - KRH	Bakersfield	5.94	Intermediate
S	724	Grade 6 Oil, LLC - Western Power & Steam	Bakersfield	5.94	Intermediate
N	2898	Graham Packaging Pet Technologies Inc.	Modesto	0.02	Exempt/Low
N	366	Granite Construction	French Camp	2.85	Intermediate
S	1610	Granite Construction Co	Bakersfield	7.78	Intermediate
S	8650	Granite Construction Co	Bakersfield	1.19	Intermediate
C	9867	Granite Construction Company	Kingsburg	0.00	Exempt/Low
N	7888	Granite Construction Company	Tracy	5.21	Intermediate
C	590	Granite Construction, Coalinga	Coalinga	5.46	Intermediate
C	8706	Greens Best Bark And Mulch, Inc.	Reedley	3.48	Intermediate
N	6082	Grower Direct Nut Company	Hughson	2.33	Intermediate
N	2403	Hamamoto's Body Shop	Stockton	0.00	Exempt/Low
N	8237	Hernandez Auto Body And Paint	Stockton	0.32	Exempt/Low
N	408	Holz Rubber Company Inc.	Lodi	50.00	High Priority
N	767	J R Simplot Company	Lathrop	3.63	Intermediate
C	142	J R Simplot Co/Simplot Grower Solutions	Five Points	0.15	Exempt/Low
C	144	J R Simplot Co/Simplot Grower Solutions	Firebaugh	2.68	Intermediate
S	37	Kern Oil & Refining Co.	Bakersfield	21.30	High Priority
S	1768	Kw Plastics Of California	Bakersfield	0.17	Exempt/Low
N	2000	Lakewood Memorial Park	Hughson	2.73	Intermediate
S	1703	Macpherson Oil Co	Bakersfield	0.81	Exempt/Low
N	2943	Main Body Shop	Stockton	0.19	Exempt/Low
N	4607	Merced Power, LLC	El Nido	5.08	Intermediate
C	3608	Nutrien Ag Solutions	Firebaugh	0.03	Exempt/Low
N	593	Owens-Brockway Glass Container	Tracy	0.94	Exempt/Low
S	1336	Pacific Pipeline System LLC	Lebec	0.51	Exempt/Low
S	3636	Pastoria Energy Facility LLC	Lebec	1.51	Intermediate
S	4056	Pena's Disposal	Cutler	1.68	Intermediate
S	8448	Pixley Biogas LLC	Pixley	9.27	Intermediate
S	6534	Pixley Cogen Partners	Pixley	9.27	Intermediate
S	3277	R & R Resources LLC	Kern County	0.28	Exempt/Low
N	8844	Rivermaid Trading, Co.	Lodi	4.22	Intermediate
S	1688	Ruben's Auto Body LLC	Lamont	0.56	Exempt/Low
N	3317	San Francisco Autobody Frame	Stockton	0.05	Exempt/Low
N	1643	Select Harvest USA	Turlock	0.08	Intermediate

2022 Annual Report on the District's Air Toxics Program

Region	Facility ID	Facility Name	City/County	Prioritization Score	Prioritization Category
S	1372	Sentinel Peak Resources Ca LLC	Kern County	4.09	Intermediate
N	2382	Steven Stein Enterprises, Inc.	Stockton	0.01	Exempt/Low
N	2199	Stewart & Jasper	Newman	5.44	Intermediate
S	8310	Sturgeon Service International	Various Locations	0.00	Exempt/Low
S	360	Synagro WWT, Inc.	Lost Hills	0.05	Exempt/Low
C	1244	Toro Petroleum Corp	Firebaugh	0.43	Exempt/Low
S	2783	Tuboscope/Rodco A Nov LP Co Bakersfield	Bakersfield	3.84	Intermediate
S	548	Tulare City Wastewater Plant	Tulare	1.04	Intermediate
N	7617	USA Waste Of California, Inc.	Lathrop	18.60	High Priority
N	1291	Van De Pol Enterprises, DbA Merced Bulk	Merced	1.68	Intermediate
C	1714	Van De Pol Enterprises, Inc. DbA: Madera	Madera	2.43	Intermediate
S	1896	Ventura Coastal LLC	Visalia	0.49	Exempt/Low
S	2426	Visalia City Airport Aviation	Visalia	1.64	Intermediate
S	189	Voltage Multipliers Inc.	Visalia	0.59	Exempt/Low

**Table A3. Facilities with Health Risk Assessments Performed in 2022**

Region	Facility ID	Facility Name	City	Cancer Score	Acute Score	Chronic Score	Risk Category
N	5136	4283929 Delaware LLC; Dba West Coast Pet	Lodi	0.28	0.24	0.14	Intermediate Risk
S	890	Caballero Operations LLC	Bakersfield	9.40	0.83	0.05	Intermediate Risk
C	9450	Costco Gasoline Loc #1360	Clovis	0.00	0.50	0.20	Intermediate Risk
N	4669	Costco Gasoline LOC #658	Tracy	0.80	0.30	0.00	Intermediate Risk
N	7776	Costco Wholesale	Manteca	2.10	0.30	0.00	Intermediate Risk
S	7067	Costco Wholesale	Visalia	3.00	0.40	0.10	Intermediate Risk
S	6654	Costco Wholesale	Bakersfield	7.20	0.30	0.10	Intermediate Risk
N	4744	Costco Wholesale Loc #38	Stockton	6.70	0.50	0.20	Intermediate Risk
S	3930	Costco Wholesale Corp Loc #688	Bakersfield	3.50	0.30	0.10	Intermediate Risk
N	4153	Costco Wholesale Loc #142	Merced	2.20	0.20	0.10	Intermediate Risk
N	5127	Costco Wholesale Loc #782	Turlock	3.50	0.90	0.10	Intermediate Risk
S	3523	Elk Hills Power LLC	Tupman	0.04	0.00	0.00	Exempt/Low Risk
C	1406	Foster Farms, Belgravia Plant	Fresno	7.44	0.31	0.06	Intermediate Risk
N	8533	Highway 59 Composting Facility	Merced	3.19	0.07	0.00	Intermediate Risk
N	3696	Highway 59 Landfill Site	Merced	0.34	0.02	0.00	Exempt/Low Risk
C	2106	Nas Lemoore	Lemoore	8.09	0.45	0.01	Intermediate Risk
C	1820	Rio Bravo Fresno	Fresno	1.18	0.00	0.00	Intermediate Risk
S	4254	Salser & Dillard Funeral Chapel	Visalia	2.87	0.12	0.12	Intermediate Risk
C	7405	Triangle Rock Products, LLC	Madera	1.79	0.16	0.06	Intermediate Risk
S	3729	Visalia Landfill	Visalia	0.08	0.01	0.00	Exempt/Low Risk
C	8476	Vulcan Materials Co	Fresno	5.36	0.12	0.03	Intermediate Risk

## Appendix B. Toxics Emissions Summary

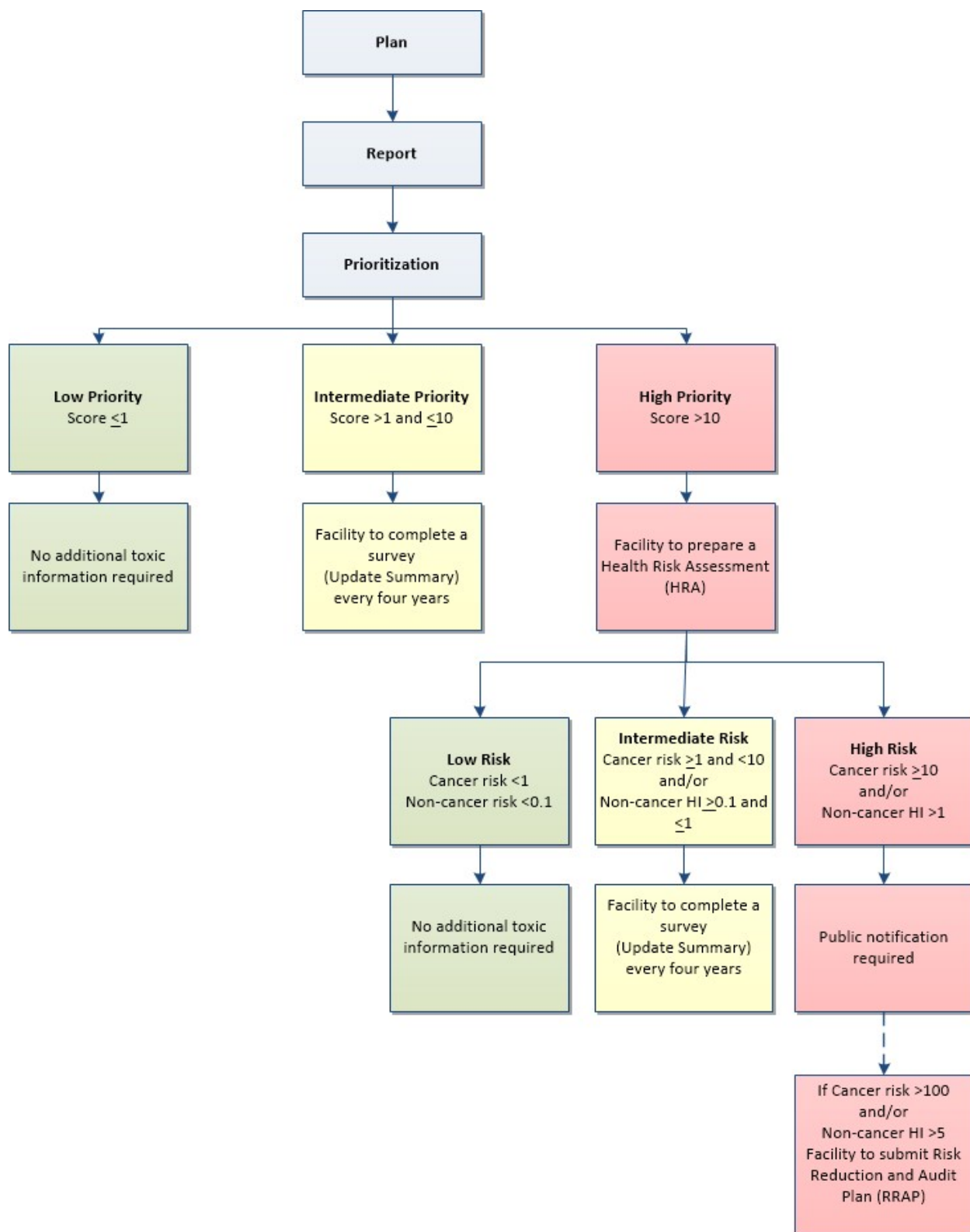
Emissions for eight counties of San Joaquin Valley from the latest California Air Resources Board California Toxics Inventory (CTI).

**Table B1. Toxic Emissions Summary**

Pollutant	CTI (tons/yr)
Acetaldehyde	3,512
Diesel Particulate Matter	2,520
Formaldehyde	2,318
Benzene	1,020
Perchloroethylene	448
1,3-Butadiene	269
Methylene Chloride	247
PAHs	238
Manganese	217
Acrolein	153
p-Dichlorobenzene	130
Styrene	96
Trichloroethylene	46
Chromium	34
Lead	28
Nickel	18
Acrylonitrile	7
Vinyl Chloride	7
Arsenic	5
Cadmium	3
Mercury	2
Chloroform	2
Ethylene Oxide	0
Ethylene Dichloride	0
Beryllium	0
Carbon Tetrachloride	0
Dioxins/Benzofurans	0
Chromium, Hexavalent	0



## Appendix C. AB 2588 District Implementation Flow Chart



## Appendix D. Current Status of NESHAP Delegation

National Emission Standards for Hazardous Air Pollutants (NESHAP) for which authority has been delegated to the District are included in District Rule 4002. This rule incorporates the NESHAPs from Part 61, Chapter I, Subchapter C, Title 40, Code of Federal Regulations (Table D.1), and the NESHAPs for Source Categories from Part 63, Chapter I, Subchapter C, Title 40, Code of Federal Regulations (Table D.2).

**Table D1. District Delegated NESHAPs from Part 61, Chapter I, Subchapter C, Title 40, Code of Federal Regulations.**

Subpart	Description
A	General Provisions
C	National Emission Standard for Beryllium
D	National Emission Standard for Beryllium Rocket Motor Firing
E	National Emission Standard for Mercury
F	National Emission Standard for Vinyl Chloride
J	National Emission Standard for Equipment Leaks (Fugitive Emission Sources) of Benzene
L	National Emission Standard for Benzene Emissions from Coke By-Product Recovery Plants
M	National Emission Standard for Asbestos
N	National Emission Standard for Inorganic Arsenic Emissions from Glass Manufacturing Plants
O	National Emission Standard for Inorganic Arsenic Emissions from Primary Copper Smelters
P	National Emission Standard for Inorganic Arsenic Emissions from Arsenic Trioxide and Metallic Arsenic Production Facilities
V	National Emission Standard for Equipment Leaks (Fugitive Emission Sources)
Y	National Emission Standard for Benzene Emissions from Benzene Storage Vessels
BB	National Emission Standard for Benzene Emissions from Benzene Transfer Operations
FF	National Emission Standard for Benzene Waste Operations

**Table D2. District Delegated NESHAPs from Part 63, Chapter I, Subchapter C, Title 40, Code of Federal Regulations.**

Subpart	Description
A	General Provisions
F-I	National Emission Standards for Organic Hazardous Air Pollutants From the Synthetic Organic Chemical Manufacturing Industry
J	National Emission Standards for Hazardous Air Pollutants from Polyvinyl Chloride and Copolymers Production
L	National Emission Standards for Coke Oven Batteries
R	National Emission Standards for Gasoline Distribution Facilities (Bulk Gasoline Terminals and Pipeline Breakout Stations)
S	National Emission Standards for Hazardous Air Pollutants from the Pulp and Paper Industry
T	National Emission Standards for Halogenated Solvent Cleaning (except §63.462 - Batch cold cleaning machine standards)
U	National Emission Standards for Hazardous Air Pollutant Emissions: Group I Polymers and Resins
W	National Emission Standards for Hazardous Air Pollutants for Epoxy Resins Production and Non-Nylon Polyamides Production
X	National Emission Standards for Hazardous Air Pollutants from Secondary Lead Smelting
Y	National Emission Standards for Marine Tank Vessel Loading Operations AA National Emission Standards for Hazardous Air Pollutants From Phosphoric Acid Manufacturing Plants
BB	National Emission Standards for Hazardous Air Pollutants from Phosphate Fertilizers Production Plants
CC	National Emission Standards for Hazardous Air Pollutants from Petroleum Refineries
DD	National Emission Standards for Hazardous Air Pollutants from Off-Site Waste and Recovery Operations
EE	National Emission Standards for Magnetic Tape Manufacturing Operations
GG	National Emission Standards for Aerospace Manufacturing and Rework Facilities
HH	National Emission Standards for Hazardous Air Pollutants from Oil and Natural Gas Production Facilities
II	National Emission Standards for Shipbuilding and Ship Repair (Surface Coating)
JJ	National Emission Standards for Wood Furniture Manufacturing Operations
KK	National Emission Standards for the Printing and Publishing Industry
LL	National Emission Standards for Hazardous Air Pollutants for Primary Aluminum Reduction Plants
MM	National Emission Standards for Hazardous Air Pollutants from Chemical Recovery Combustion Sources at Kraft, Soda, Sulfite, and Stand-Alone Semichemical Pulp Mills
YY	National Emission Standards for Hazardous Air Pollutants: Generic Maximum Achievable Control Technology (Generic MACT)
CCC	National Emission Standards for Hazardous Air Pollutants for Steel Pickling--HCl Process Facilities and Hydrochloric Acid Regeneration Plants
DDD	National Emission Standards for Hazardous Air Pollutants for Mineral Wool Production
GGG	National Emission Standards for Hazardous Air Pollutants from Pharmaceutical Production
HHH	National Emission Standards for Hazardous Air Pollutants from Natural Gas Transmission and Storage Facilities
III	National Emission Standards for Hazardous Air Pollutants for Flexible Polyurethane Foam Production
JJJ	National Emission Standards for Hazardous Air Pollutant Emissions: Group IV Polymers and Resins
LLL	National Emission Standards for Hazardous Air Pollutants for Source Categories;

Subpart	Description
	Portland Cement Manufacturing Industry
MMM	National Emission Standards for Hazardous Air Pollutants: Pesticide Active Ingredient Production
NNN	National Emission Standards for Hazardous Air Pollutants for Source Categories; Wool Fiberglass Manufacturing
OOO	National Emission Standards for Hazardous Air Pollutant Emissions: Manufacture of Amino/Phenolic Resins
PPP	National Emission Standards for Hazardous Air Pollutants for Polyether Polyols Production
QQQ	National Emission Standards for Hazardous Air Pollutants from Primary Copper Smelting
RRR	National Emission Standards for Hazardous Air Pollutants for Secondary Aluminum Production
TTT	National Emission Standards for Hazardous Air Pollutants for Primary Lead Smelting
UUU	National Emission Standards for Hazardous Air Pollutants from Petroleum Refineries: Catalytic Cracking Units, Catalytic Reforming Units, and Sulfur Recovery Units
VVV	National Emission Standards for Hazardous Air Pollutants: Publicly Owned Treatment Works
XXX	National Emission Standards for Hazardous Air Pollutants for Ferroalloys Production: Ferromanganese and Silicomanganese
AAAA	National Emission Standards for Hazardous Air Pollutants from Municipal Solid Waste Landfills
CCCC	National Emission Standards for Hazardous Air Pollutants from Manufacturing of Nutritional Yeast
EEEE	National Emission Standards for Hazardous Air Pollutants from Organic Liquids Distribution (Non-Gasoline)
FFFF	National Emission Standards for Hazardous Air Pollutants from Miscellaneous Organic Chemical Manufacturing
GGGG	National Emission Standards for Hazardous Air Pollutants from Solvent Extraction for Vegetable Oil Production
HHHH	National Emission Standards for Hazardous Air Pollutants from Wet- Formed Fiberglass Mat Production
JJJJ	National Emission Standards for Hazardous Air Pollutants from Paper and Other Web Coating
KKKK	National Emission Standards for Hazardous Air Pollutants from Surface Coating of Metal Cans
MMMM	National Emission Standards for Hazardous Air Pollutants from Surface Coating of Miscellaneous Metal Parts and Products
NNNN	National Emission Standards for Hazardous Air Pollutants from Surface Coating of Large Appliances
OOOO	National Emission Standards for Hazardous Air Pollutants from Printing, Coating, and Dyeing of Fabrics and Other Textiles
PPPP	National Emission Standards for Hazardous Air Pollutants from Surface Coating of Plastic Parts and Products
QQQQ	National Emission Standards for Hazardous Air Pollutants from Surface Coating of Wood Building Products
RRRR	National Emission Standards for Hazardous Air Pollutants from Surface Coating of Metal Furniture
SSSS	National Emission Standards for Hazardous Air Pollutants from Surface Coating of Metal Coil
TTTT	National Emission Standards for Hazardous Air Pollutants from Leather Finishing Operations
UUUU	National Emission Standards for Hazardous Air Pollutants from Cellulose Products

Subpart	Description
	Manufacturing
VVVV	National Emission Standards for Hazardous Air Pollutants from Boat Manufacturing
WWWW	National Emission Standards for Hazardous Air Pollutants from Reinforced Plastic Composites Production
XXXX	National Emission Standards for Hazardous Air Pollutants from f Rubber Tire Manufacturing
YYYY	National Emission Standards for Hazardous Air Pollutants from Stationary Combustion Turbines
AAAAA	National Emission Standards for Hazardous Air Pollutants from Lime Manufacturing Plants
BBBBB	National Emission Standards for Hazardous Air Pollutants from Semiconductor Manufacturing
CCCCC	National Emission Standards for Hazardous Air Pollutants from Coke Ovens: Pushing, Quenching, and Battery Stacks
EEEEE	National Emission Standards for Hazardous Air Pollutants from Iron and Steel Foundries
FFFFF	National Emission Standards for Hazardous Air Pollutants from Integrated Iron and Steel Manufacturing
GGGGG	National Emission Standards for Hazardous Air Pollutants from Site Remediation
HHHHH	National Emission Standards for Hazardous Air Pollutants from Miscellaneous Coating Manufacturing
IIIII	National Emission Standards for Hazardous Air Pollutants from Mercury Emissions from Mercury Cell Chlor-Alkali Plants
JJJJJ	National Emission Standards for Hazardous Air Pollutants from Brick and Structural Clay Products Manufacturing
KKKKK	National Emission Standards for Hazardous Air Pollutants from Clay Ceramics Manufacturing
LLLLL	National Emission Standards for Hazardous Air Pollutants from Asphalt Processing and Asphalt Roofing Manufacturing
MMMM M	National Emission Standards for Hazardous Air Pollutants from Flexible Polyurethane Foam Fabrication Operations
PPPPP	National Emission Standards for Hazardous Air Pollutants from Engine Test Cells/Stands
QQQQQ	National Emission Standards for Hazardous Air Pollutants from Friction Materials Manufacturing Facilities
RRRRR	National Emission Standards for Hazardous Air Pollutants from Taconite Iron Ore Processing
SSSSS	National Emission Standards for Hazardous Air Pollutants from Refractory Products Manufacturing
TTTTT	National Emission Standards for Hazardous Air Pollutants from Primary Magnesium Refining