

2019 YEAR END REPORT





Message from the Sheriff

Law enforcement services for the City of Hughson are performed under a mutual contract with the Stanislaus County Sheriff's Department. Personnel assigned to Hughson Police Services perform Patrol, General Investigations, Traffic Enforcement, Crime Prevention and Business Office functions. A wide

array of ancillary services, such as the SWAT Team, Dive Team, Bomb Team and other Administrative functions are also provided by the Sheriffs Operations Center, located on Hackett Rd. in the City of Modesto.

Sheriff Jeff Dirkse

Message from the Chief

"It is with great pride that I provide this end of year report of the outstanding efforts the deputies of Hughson Police Services have provided for 2019. Your dedicated team has worked closely with the community to make Hughson a safer place for all of its residents."



MILESTONES

I have just completed my fourth full year as Chief of Police in Hughson. This year has again included more great memories as I have become more acquainted with a community that has welcomed and embraced law enforcement and our deputies assigned to this city.

We have experienced some transfers of deputies out of Hughson as they went on to advance their careers in law enforcement. Each one of them brought their own personality to the community and their experience will be missed. But as we usher them out, we welcome a fresh crew of dedicated deputies.

We currently have a balance of experienced and newer deputies assigned to Hughson. We have 3 newer deputies and 2 more experienced deputies. Our Community Resource Deputy has even more years of experience in Hughson and he chose to extend for another year. He is easily recognized at our schools and the rest of our community and does an outstanding job at the community events. Deputy Nikkel will be rotating out this February.

Our staff at Hughson Police Services continues to be dedicated to your community. We attend several community events such as; Love Hughson, Trunk or Treat, Hughson Fruit and Nut Festival and the Christmas Parade. Hughson Police Services will continue hands on correspondence with all City, State, County and Federal Departments as well as with the Hughson Community.

We continue to be active at our Hughson schools by attending events such as Red Ribbon Week and Job Fairs. We value the relationship that we have with our schools. Networking with students, parents and staff has been beneficial to all.

Hughson Police Services continues to have presence on “Face Book” and “Next Door” as we post information to share with the community. Social media is a useful tool to keep the citizens of Hughson aware of what is happening in their community. It is also a means for the citizens of Hughson to provide constructive feedback and neighborhood concerns. We will continue to monitor those sites.



HUGHSON POLICE SERVICE STAFF

- **CHIEF OF POLICE – CHIEF LARRY SEYMOUR**
- **FIVE SWORN DEPUTIES – DEP. SIERRA, DEP. ZAZUETA, DEP. CAMPOS, DEP. PRASAD and COMMUNITY RESOURCE DEP. NIKKEL**
- **LEGAL CLERK – KAYCE PLACENCIA**

PATROL DEPUTY RESPONSES

- **4351.....CALLS FOR SERVICE**
- **1844TRAFFIC AND SUBJECT STOPS**
- **530.....TRAFFIC CITES**
- **205.....PARKING CITES**
- **24.....TRAFFIC COLLISION REPORTS**
- **19.....ADULT CITATIONS (CRIMINAL after ARREST)**
- **134.....ADULT ARREST**
- **6.....JUVENILE ARREST**

TRAFFIC ACTIVITY

Annual Report Summary

	Year Total 2018	Year Total 2019	Numerical Difference
Accident Totals	54	24	-30
Fatal Accidents	0	0	0
Injury Accidents	11	6	-5
Prop Damage/Non-Injury	31	12	-19
Hit and Run Accidents	12	6	-6
Drunk Driving Totals	6	6	0
Involved in Accidents	0	0	0
Driving Under Influence	6	6	0
Citation Issued Totals	624	735	+111
Moving Violations	203	159	-44
Non-Moving Violations	255	361	+106
Mechanical Violations	13	10	-3
Parking Violations	153	205	+51

STATISTICAL REPORT

RESPONSE TIME IN 2019 – HUGHSON POLICE SERVICE



Jeff Dirkse
Sheriff Coroner

Scope Note: Table 1 displays annual count and average response time of each final call type. Table 2 shows annual count and average response time for weapon-related calls. Table 3 exhibits monthly count and average response time of alarm calls. Figure 1 illustrates a trend of average response time for alarm calls over the year of 2019. **Please note that figures below are obtained directly from Stanislaus County Sheriff's Department RMS, which may differ from any statistics or figures submitted to any other governmental entities.**

Table 1. Average Response Time of Each Final Call Type, 2019

Final Call Type	Count	Response Time (Minute)
INFORMATION	442	2.87
CSAC AUDIBLE BURGLARY ALARM (COMMERCIAL)	105	2.83
C8AR AUDIBLE BURGLARY ALARM (RESIDENTIAL)	90	3.27
SECCK SECURITY CHECK	57	3.25
1037 SUSPICIOUS PERSON(S)	48	2.74
BOL BE ON THE LOOKOUT	44	2.72
ASSIST OTHER AGENCY	36	3.51
CIVIL CIVIL COMPLAINT	25	3.55
415E NOISE DISTURBANCE	21	3.97
415F FIGHT-FAMILY	20	3.06
E911W2 E911 HANG UP-WIRELESS PH2	19	3.32
5150 MENTALLY DISTURBED PERSON	18	3.77
1038 SUSPICIOUS VEHICLE(S)	17	0.02
1182 ACCIDENT-PROPERTY DAMAGE	17	2.70
415V FIGHT-VERBAL	15	3.18
WRNT WARRANT	15	0.02
488 PETTY THEFT	14	5.46
1144 DECEASED PERSON	10	4.55
647F DRUNK IN PUBLIC	10	2.66
HAZARD SAFETY HAZARD	10	1.81
HS HEALTH & SAFETY VIOLATION	10	0.77
PANIC ALARM	10	3.22
22500 CVC-ILLEGALLY PARKED VEHICLE	9	0.02
FOUND PROPERTY	9	1.45
10851 STOLEN VEHICLE	8	6.88
1141 AMBULANCE FOLLOW UP	8	2.27
459R RESIDENTIAL BURGLARY	7	5.33
PC PENAL CODE VIOLATION	7	2.85
SUPCIR SUSPICIOUS CIRCUMSTANCES	7	4.30
20002 HIT & RUN-PROPERTY DAMAGE	6	4.75
487 GRAND THEFT	6	7.49
SHOTS SOUNDS OF SHOTS FIRED	6	2.20

Final Call Type	Count	Response Time (Minute)
1053J LOST/MISSING CHILD UNDER 16	5	10.60
242 BATTERY	5	1.93
243E1 DOMESTIC BATTERY	5	3.90
273-5 SPOUSAL ABUSE	5	4.32
594 MALICIOUS MISCHIEF	5	2.27
E911C E911 HANG UP-COMMERICAL PHONE	5	3.90
EXTRA PATROL REQUEST	5	2.42
1064S SUBPOENA SERVICE	4	0.02
245 ASSAULT W/DEADLY WEAPON	4	1.14
370 PUBLIC NUISANCE	4	1.45
1053 LOST/MISSING PERSON 16 & OVER	3	5.58
1179 ACCIDENT-INJURIES	3	0.70
415 FIGHT	3	3.05
C8S SILENT BURGLARY	3	2.35
PUBSER PUBLIC SERVICE	3	0.13
1048 PERSON DOWN	2	1.61
1050 PROWLER	2	6.03
1057V VICIOUS ANIMAL	2	2.68
1125 DISABLED VEHICLE/STRANDED MOTORIST	2	1.85
1181 ACCIDENT-MINOR INJURIES	2	3.46
1183 ACCIDENT-NO DETAILS	2	3.22
13700 DOMESTIC VIOLENCE STAND-BY	2	3.70
23152 CVC-DRIVING UNDER THE INFLUENCE	2	4.92
247 SHOOTING AT UNOCC DWELLING.VEH	2	2.51
415N DISTURBANCE BTWN NEIGHBORS	2	2.59
422 TERRORIST THREATS	2	3.43
459C COMMERCIAL BURGLARY	2	2.89
459V VEHICLE BURGLARY	2	4.53
602 TRESPASSING	2	4.77
E911R E911 HANG UP-RESIDENTIAL PHONE	2	2.71
LOSTP LOST PROPERTY	2	0.02
1044 SUICIDE ATTEMPT	1	6.25
1057 ANIMAL COMPLAINT	1	2.12
10851R STOLEN VEHICLE RECOVERY	1	2.67
148 RESISTING ARREST	1	3.02
211 ARMED ROBBERY	1	2.38
211A ROBBERY ALARM	1	4.02
243 BATTERY W/SERIOUS INJURY	1	2.48
243-4 SEXUAL BATTERY	1	14.43
243D BATTERY W/SERIOUS INJURY	1	2.27
245NF ADW-NO FIRE RESPONSE	1	19.48
261 RAPE	1	1.27
261-5 UNLAWFUL SEXUAL INTERCOURSE	1	4.17
273-6 VIOLATION OF DOMESTIC VIOLENCE ORDER	1	1.52
273A CHILD ABUSE	1	5.85
288 LEWD ACTS W/CHILD UNDER 14	1	68.55

Final Call Type	Count	Response Time (Minute)
374 LITTERING/TRASH DUMPING	1	11.18
415J JUVENILE DISTURBANCE/PROBLEM	1	11.43
496 RECEIVING STOLEN PROPERTY	1	0.02
503 EMBEZZLEMENT	1	29.98
594F FELONY VANDALISM	1	0.02
597 CRUELTY TO ANIMALS	1	7.33
653M ANNOYING PHONE CALLS	1	16.32
ALARMC FIRE ALARM-COMMERCIAL	1	1.80
CIVIL CIVIL	1	14.55
COP COMMUNITY ORIENTED POLICING	1	0.02
FOUND ADULT	1	2.02
FOUND CHILD	1	1.15
MC MUNICIPAL CODE VIOLATION	1	0.02
MSGDEL MESSAGE DELIVERY	1	14.00
OPEN DOOR	1	4.07
PSTRUC POTENTIAL STRUCTURE FIRE	1	1.85
PW PUBLIC WORKS CALL	1	0.02
RESCUE	1	2.13
SCOC COUNTY ORDINANCE VIOLATION	1	0.02
SPOTCK SPOTLIGHT CHECK-NO CONTACT	1	2.67
TOTAL	1,255	2.86

Table 2. Average Response Time of Firearm-Related Calls, 2019

Final Call Type	Count	Response Time (Minute)
SHOTS SOUNDS OF SHOTS FIRED	6	2.20
245 ASSAULT W/DEADLY WEAPON	4	1.14
247 SHOOTING AT UNOCC DWELLING.VEH	2	2.51
211 ARMED ROBBERY	1	2.38
245NF ADW-NO FIRE RESPONSE	1	19.48
TOTAL	14	2.38

Table 3. Average Response Time by Month, Alarm Calls, 2019

Month	Count	Response Time (Minute)
January	16	3.30
February	22	4.16
March	19	3.65
April	20	2.93
May	15	4.20
June	21	2.62
July	24	3.34
August	20	2.77
September	21	1.95
October	10	2.75
November	11	2.55
December	11	2.77
TOTAL	210	2.85

Note: Note: Alarm calls (e.g., '211A ROBBERY ALARM', 'ALARMC', 'ALARMC FIRE ALARM-COMMERCIAL', 'ALARMR', 'ALARMR FIRE ALARM-RESIDENTIAL', 'ALERT3', 'C8AC AUDIBLE BURGLARY ALARM (COMMERCIAL)', 'C8AR AUDIBLE BURGLARY ALARM (RESIDENTIAL)', 'PANIC', 'PANIC ALARM', 'C8S SILENT BURGLARY ') were included for the calculation of average response time for alarm calls.

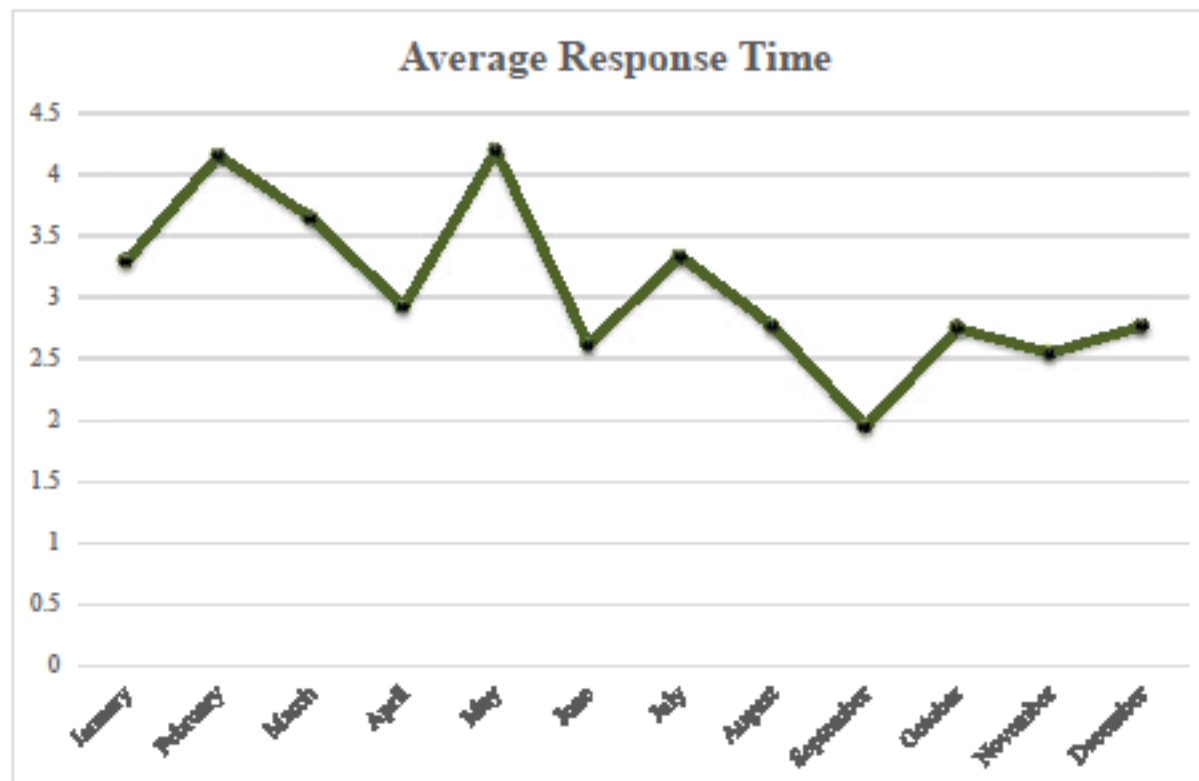


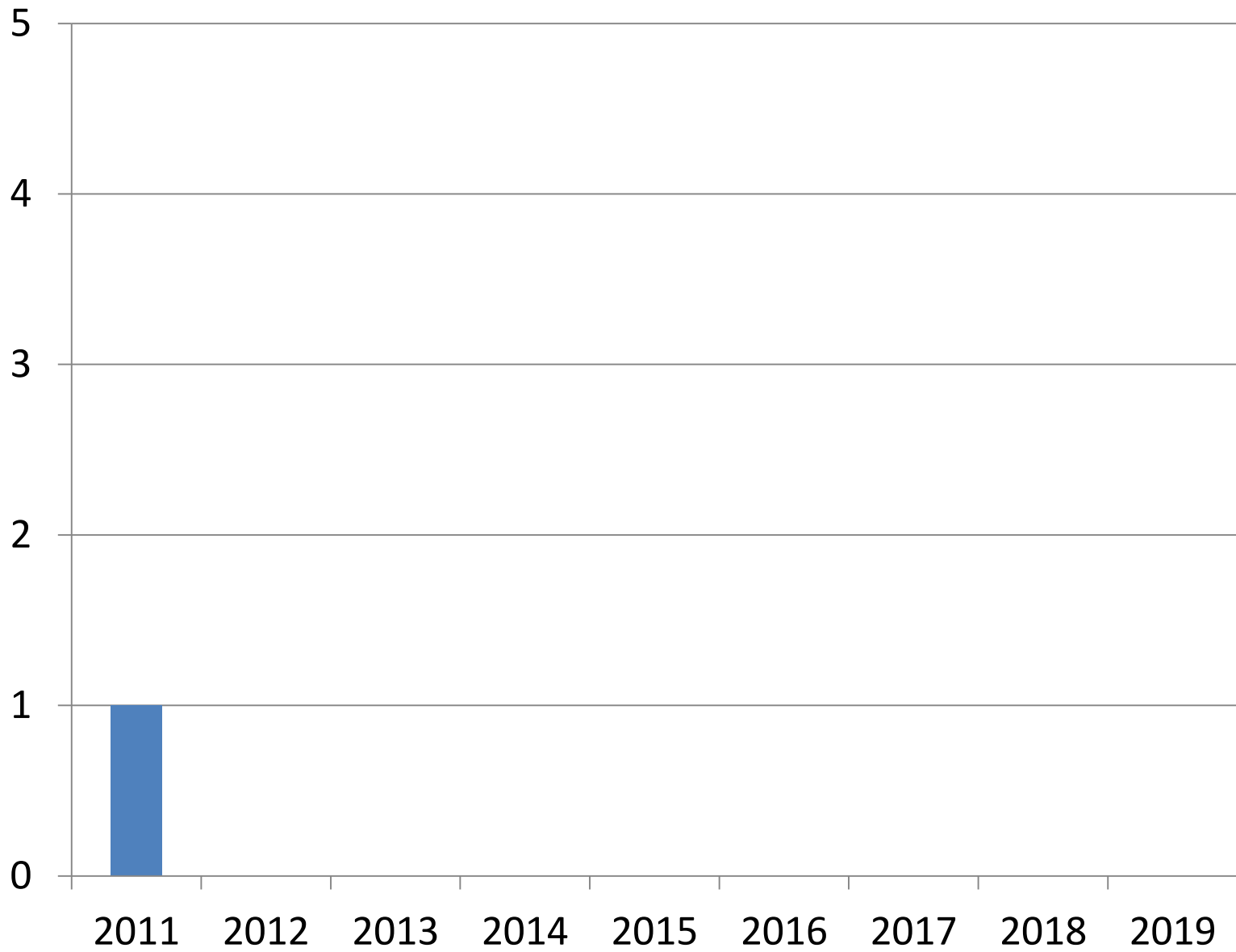
Figure 1. Average Response Time by Month, Alarm Calls, 2019

Calls for Service

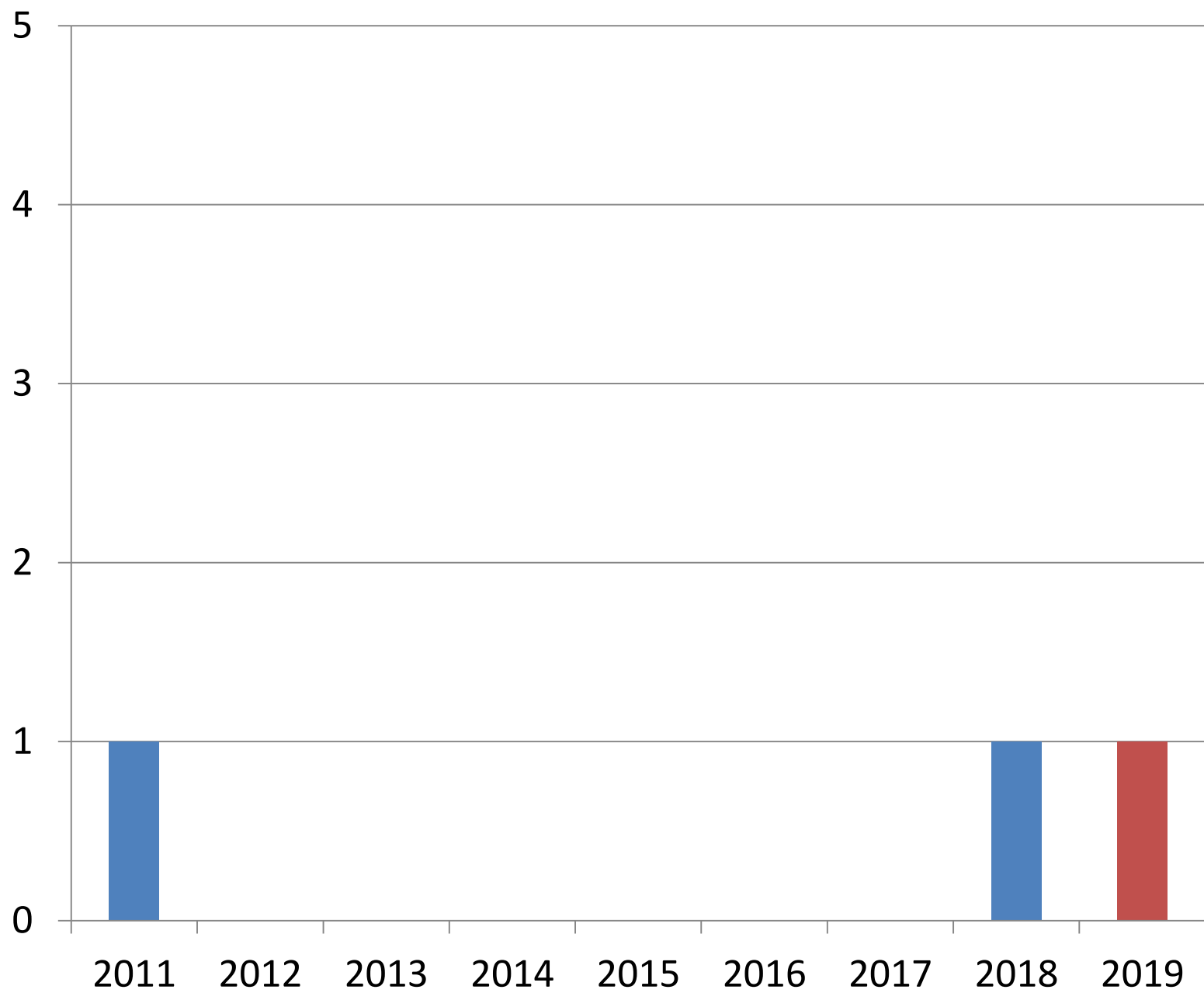
Comparison 2017 - 2019

	2017	2018	% Change	2019	% Change
Hughson PD	4,532	4,793	5.4%	4,351	-10.2%
Patterson PD	17,860	15,997	-11.6%	16,357	2.2%
Riverbank PD	17,310	16,589	-4.3%	14,985	-10.7%
Waterford PD	6,523	6,368	-2.4%	6,996	9.0%
Sheriff	82,594	79,342	-4.1%	79,302	-0.1%
Total SCSO	128,819	123,089	-4.7%	121,991	-0.9%

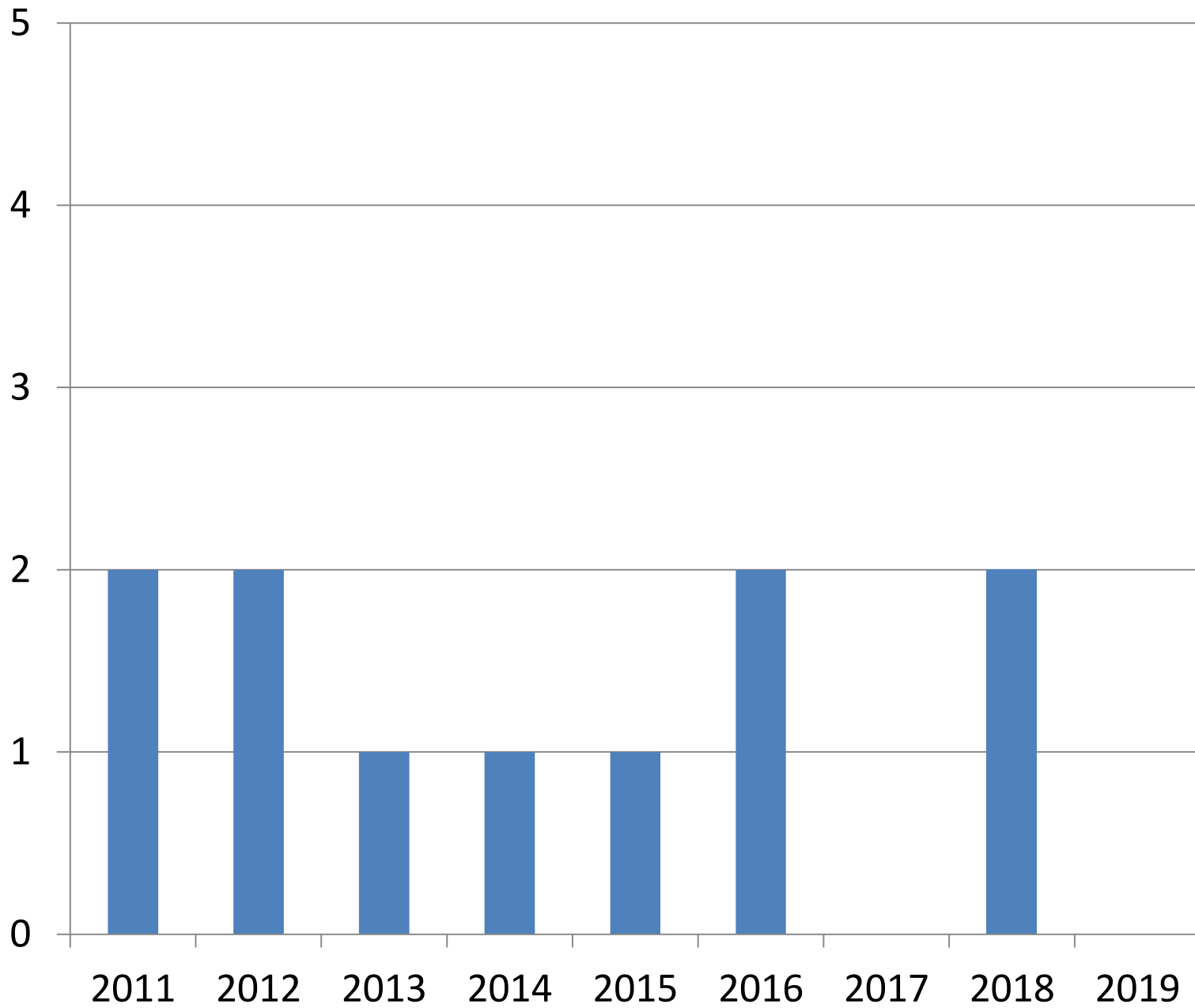
UCR Part 1 - Homicides



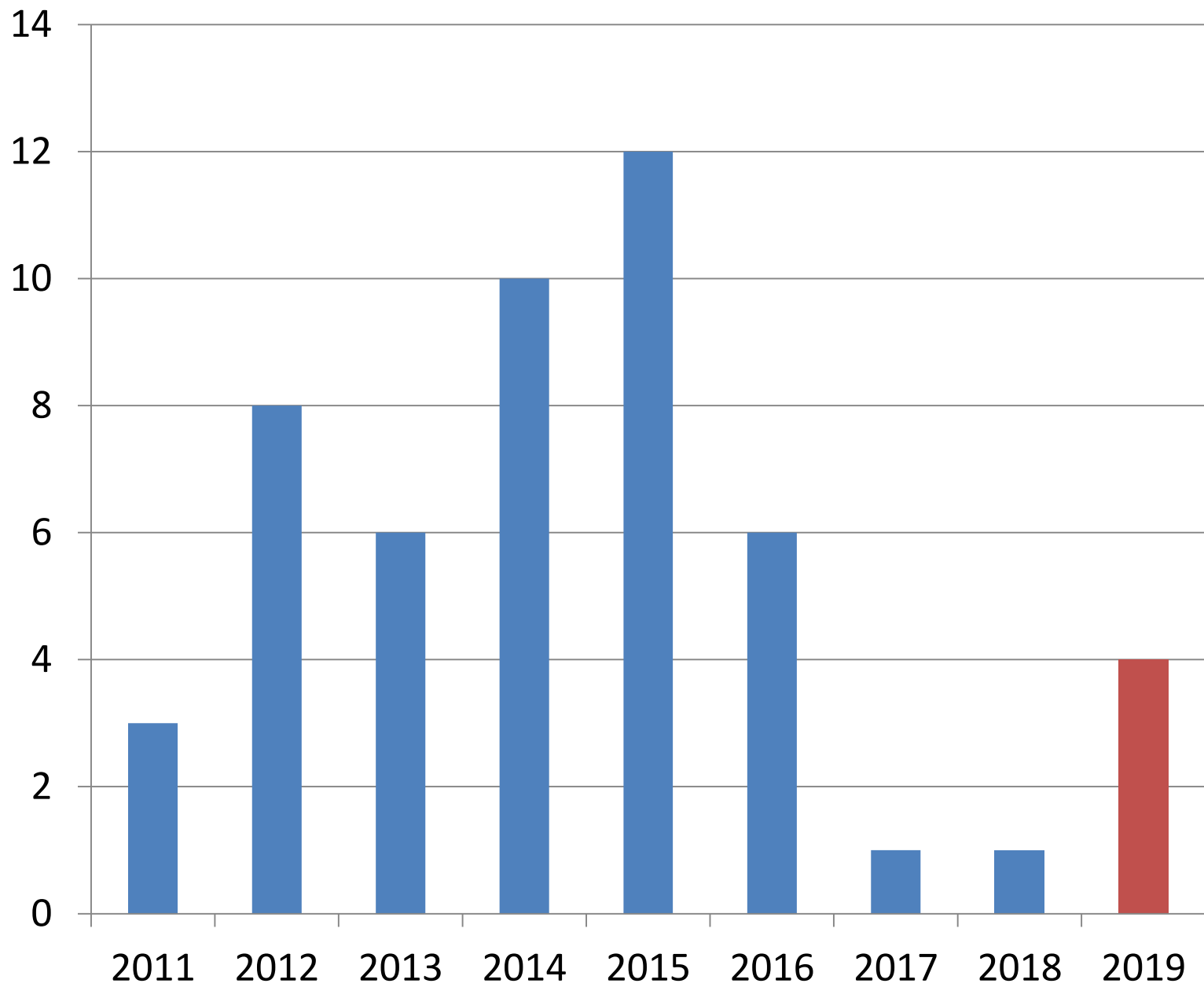
UCR Part 1 - Rape



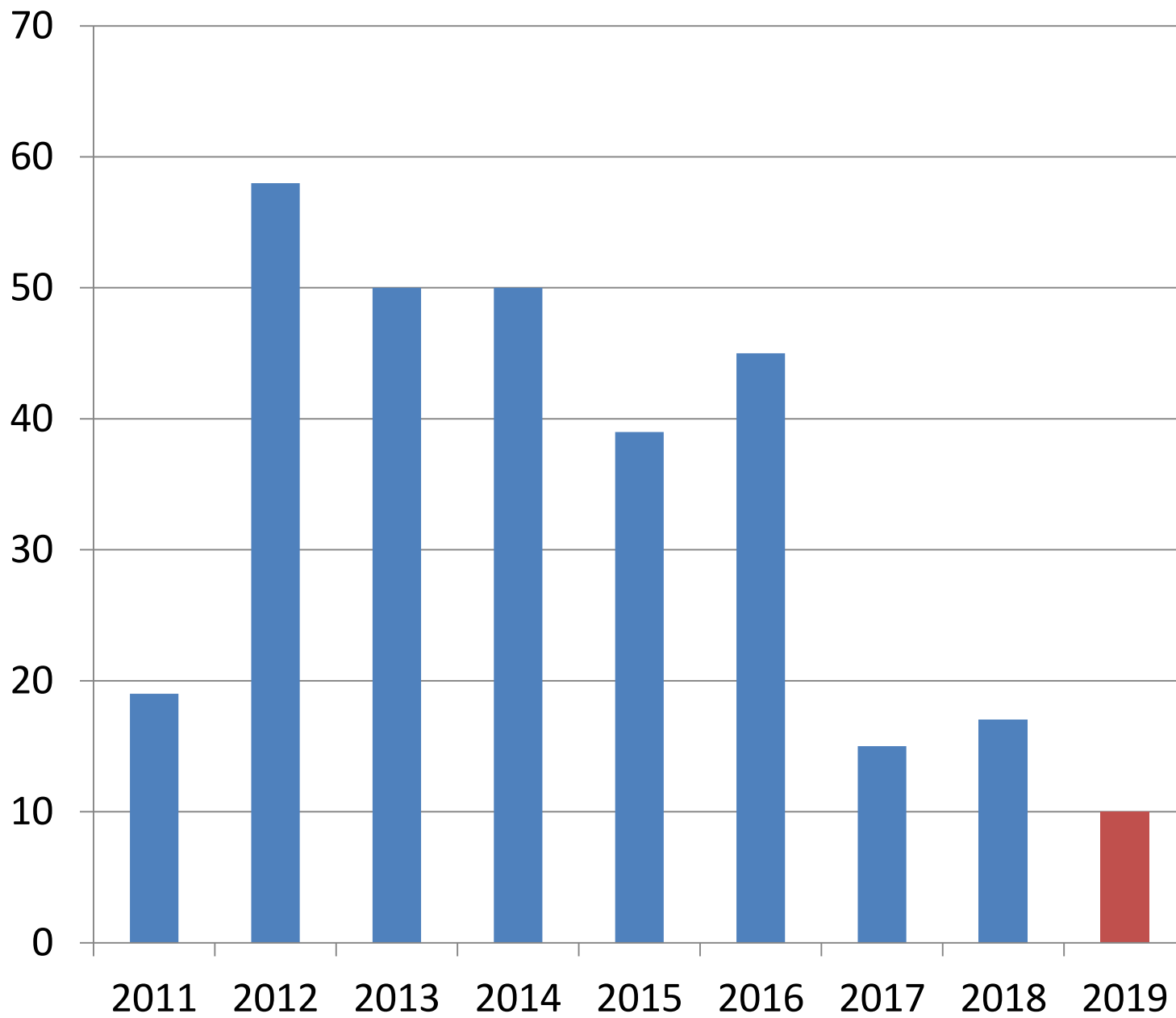
UCR Part 1 - Robbery



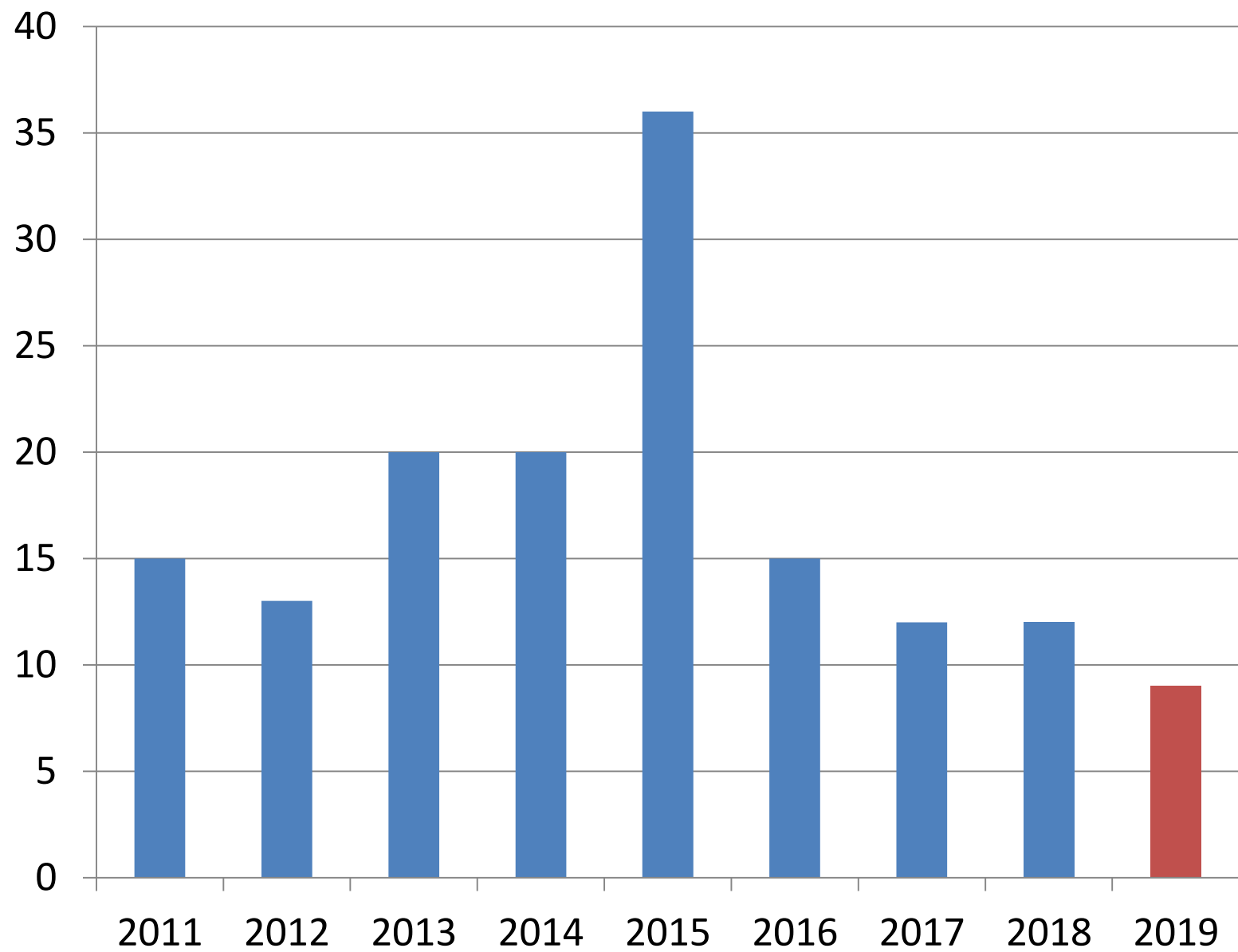
UCR Part 1 - Aggravated Assault



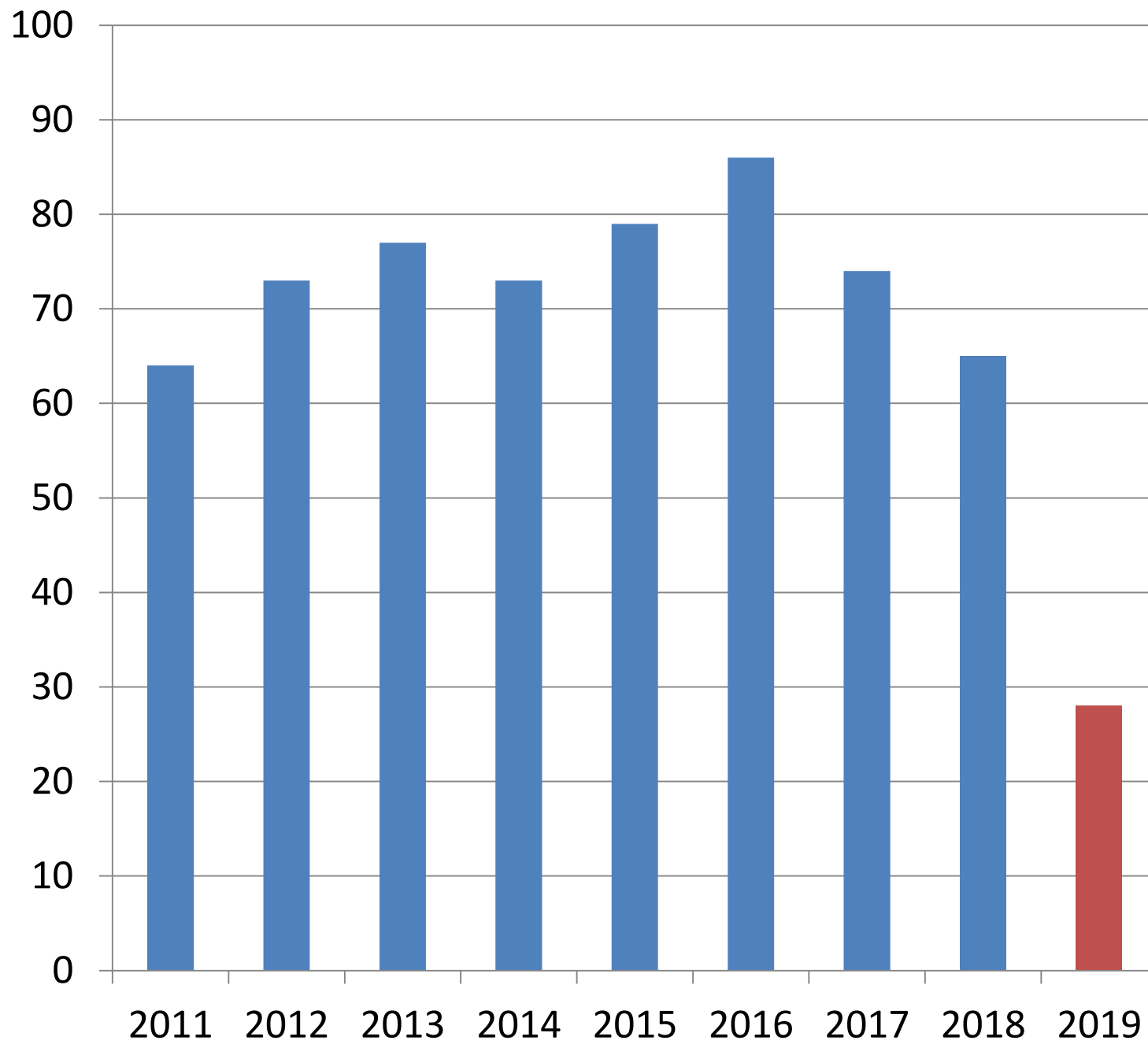
UCR Part 1 - Burglary



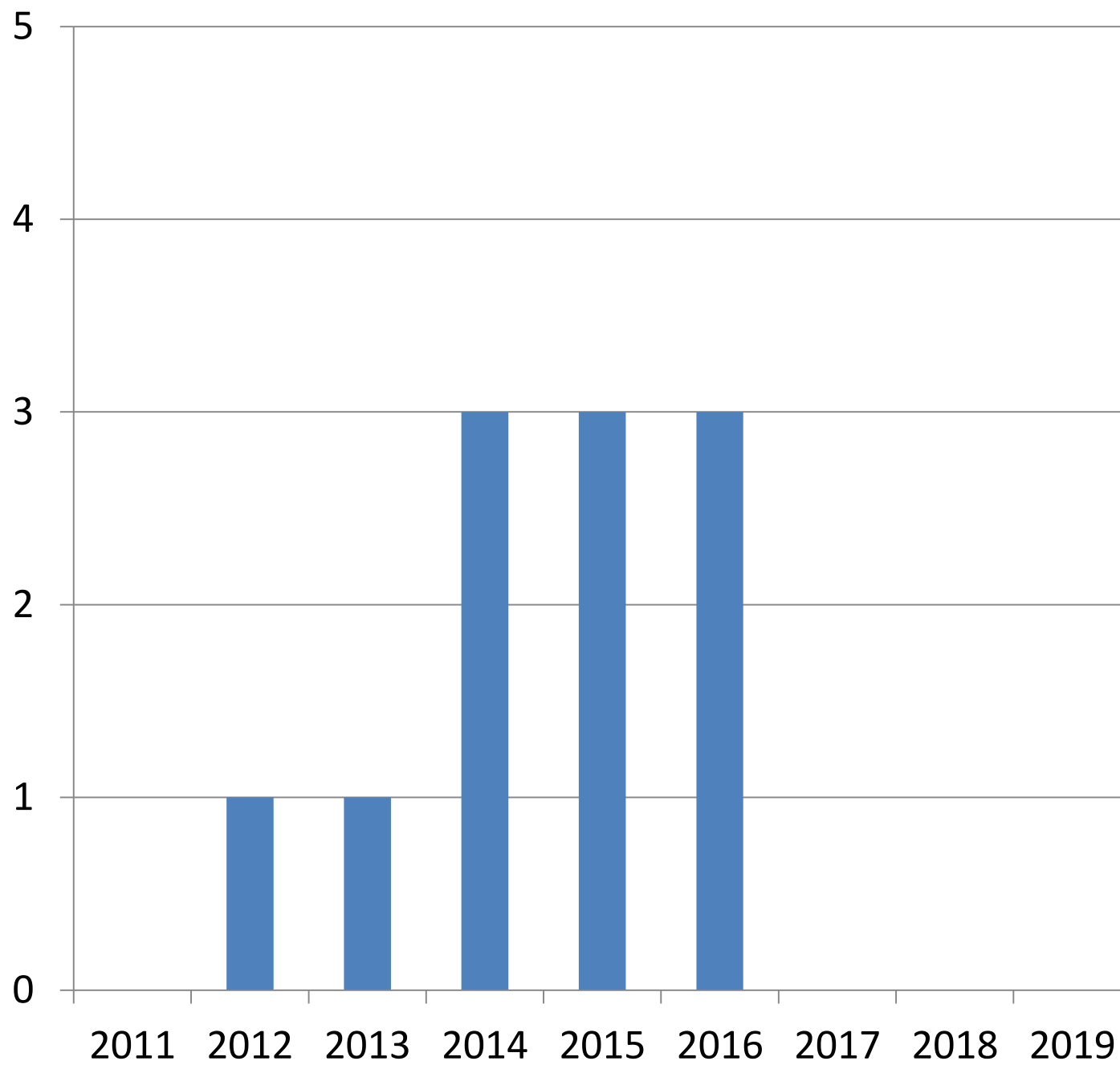
UCR Part 1 - Motor Vehicle Theft



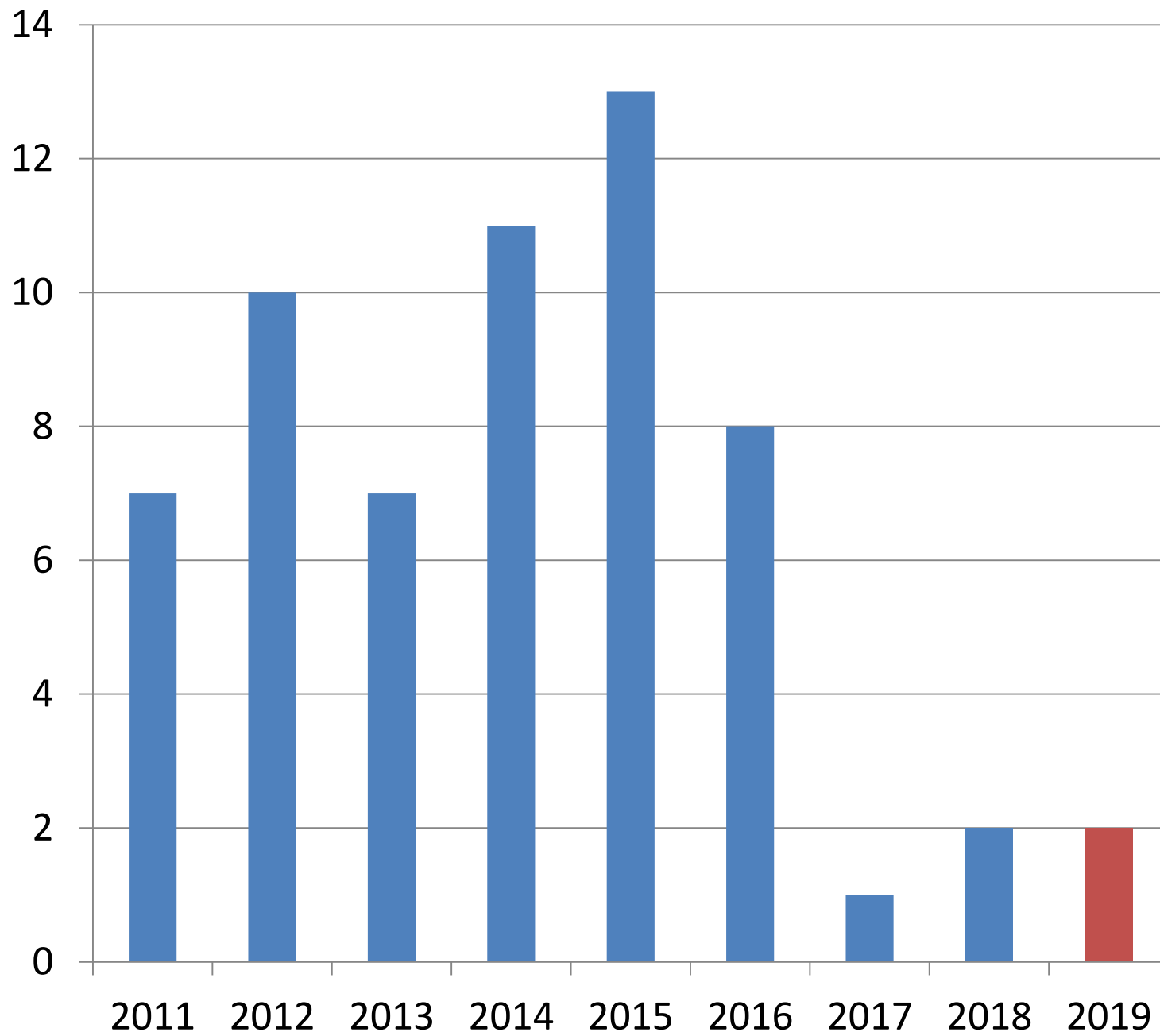
UCR Part 1 - Larceny



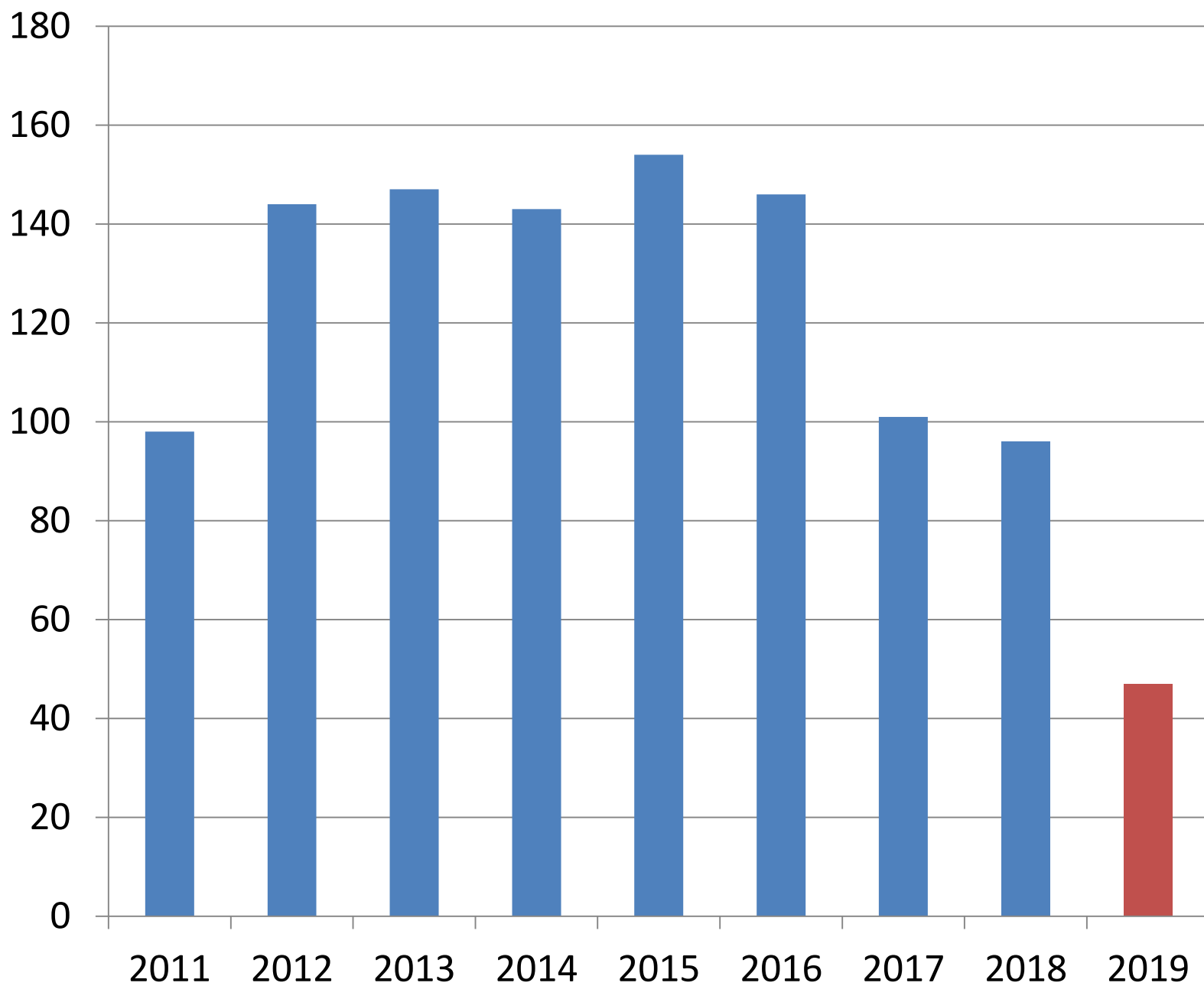
UCR Part 1 - Arson



UCR Part 1 - Total Violent Crimes



UCR Part 1 - Total Property Crimes



SUMMARY

- Calls for service down 471 calls.
- Subject and Bike stops down 136.
- Citations up 111 from 2018.
- Adult arrests down 6.
- Juvenile arrests down 8.
- Alarm calls are up by 20.
- We had a substantial drop in vehicle collisions by 30. Name exchanges are included in this count.
- There was a good decrease in property crimes for burglaries, auto thefts and larceny.
- Overall crime is down !

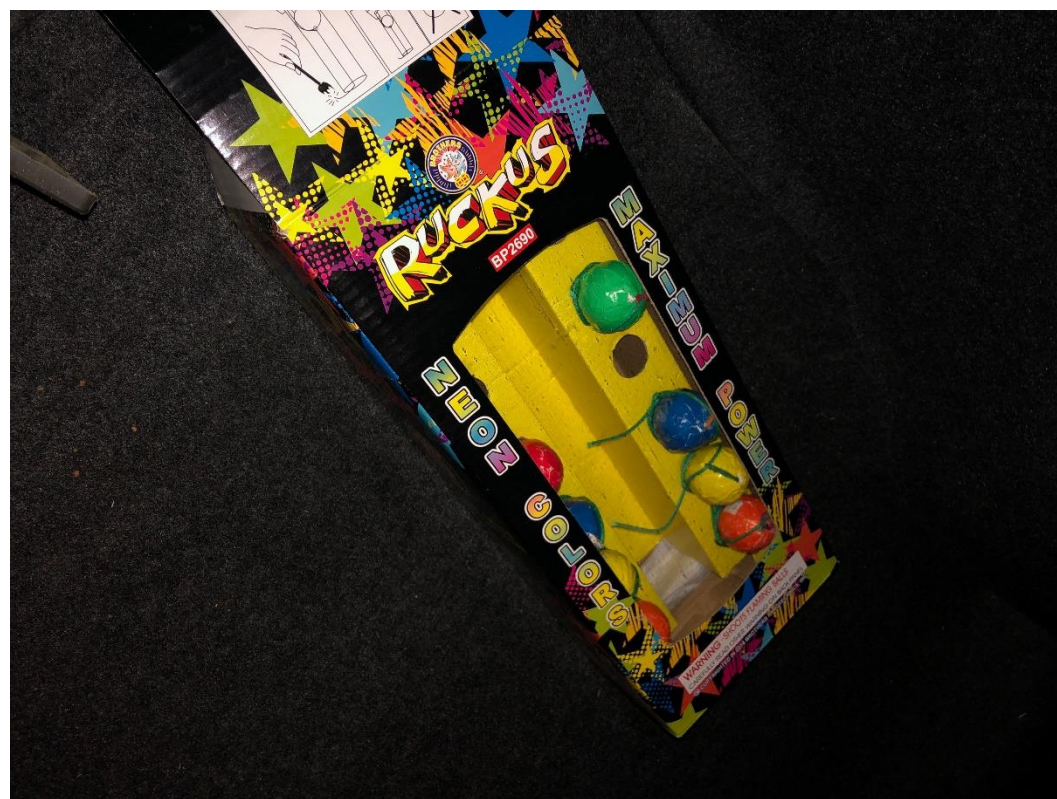
SERVICE TO THE COMMUNITY

FIREWORKS ENFORCEMENT



SERVICE TO THE COMMUNITY

FIREWORKS ENFORCEMENT



CITIZEN DROPS OFF PIPE BOMB



SERVICE TO THE COMMUNITY

NATIONAL NIGHT OUT



SERVICE TO THE COMMUNITY

NATIONAL NIGHT OUT



SERVICE TO THE COMMUNITY

NATIONAL NIGHT OUT



SERVICE TO THE COMMUNITY

NATIONAL NIGHT OUT



SERVICE TO THE COMMUNITY

PARTNER WITH LOCAL BUISNESSES AND COMMUNITY GROUPS



SERVICE TO THE COMMUNITY

PARTNER WITH LOCAL BUISNESSES AND COMMUNITY GROUPS



SERVICE TO THE COMMUNITY

TRUNK OR TREAT 4-TIME CHAMPIONS!



SERVICE TO THE COMMUNITY

TRUNK OR TREAT 4-TIME CHAMPIONS!



SERVICE TO THE COMMUNITY

TRUNK OR TREAT 4-TIME CHAMPIONS!



SERVICE TO THE COMMUNITY

CHRISTMAS PARADE



SERVICE TO THE COMMUNITY

CHRISTMAS PARADE



RIDE-A-LONG WITH AIR101



HUGHSON FIRE BREAST CANCER AWARENESS



HUGHSON HUSKIES SPIRIT DAY

