

**City of Hughson**  
**Portfolio of Investments**  
**September 2020**

	MONEY MARKET	GENERAL	REDEVELOPMENT**	TOTAL
<b>Bank Statement Totals</b>	\$ 16,434,477.03	\$ 1,472,938.44	\$ -	\$ 17,907,415.47
Adjustment-Direct Deposit Payroll	\$ 15,057.00	\$ 3,246.57		\$ -
Outstanding Deposits +	\$ 134,828.06	-	\$ -	\$ 134,828.06
Outstanding Checks/transfers -	\$ (19,241.98)	\$ (264,204.75)	\$ -	\$ (283,446.73)
<b>ADJUSTED TOTAL</b>	\$ 16,565,120.11	\$ 1,211,980.26	\$ -	\$ 17,758,796.80
Investments: Various				\$ 1,153,298.45
Multi-Bank WWTP				\$ 1,631,867.17
Investments: L.A.I.F.		\$ 42,328.79	\$ 42,194.15	\$ 84,522.94
<b>General Ledger Adjustments</b>				
Wages Payable				
<b>Total Investments</b>				<b>\$ 2,869,688.56</b>
<b>Total Cash &amp; Investments</b>				<b>\$ 20,628,485.36</b>

All investment actions executed since the last report have been made in full compliance with the Investment Policy. The City of Hughson will meet its expenditure obligations for the next six months as required by California Governmnet Code Section 53646 (b)(2) and (3) respectively.

**Breakdown of Investments**

<b>Investments: Various - ***850</b>								
Description	Maturity Dates	Quantity	Opening Balance	Closing Balance	Interest Accrued	% of Portfolio		
<b>Cash, Money, Funds. And Bank Deposits:</b>			\$ 3,581.46	\$ 3,557.42	\$ -	0.31%		
<b>Total:</b>			\$ 1,152,502.00	\$ 1,153,298.45	\$ -			
Fixed Income (Certificate of Deposits)	Maturity Dates	Quantity	Market Price	Market Value	Interest Accrued	Rate of Return	% of Portfolio	
*SALLIE MAE BK SALT LAKE CITY UT	04/15/20-10/20/2020	120,000.00	\$103.1220	\$ 123,746.40	\$ 773.26	1.350%	10.73%	
*American Express	04/26/17-04/26/2022	100,000.00	\$103.4440	\$ 103,444.00	\$ 1,032.33	2.320%	8.97%	
BMO HARRIS	9/28/20-3/28/25	175,000.00	\$100.1120	\$ 175,196.00	\$ 4.79	0.490%	15.19%	
*Discover BK Greenwood Del CTF	11/21/18-11/22/21	37,000.00	\$103.6170	\$ 38,338.29	\$ 434.88	3.130%	3.32%	
*Morgan Stanley BK	10/30/19-10/30/24	130,000.00	\$100.1770	\$ 130,230.10	\$ -	2.190%	11.29%	
*Capital One NATL ASSN MCLEAN VA CTF	11/04/15 - 11/04/20	91,000.00	\$100.2140	\$ 91,194.74	\$ 798.68	2.140%	7.91%	
*Captial One BK USA NATL ASSN Glen Allen	11/04/15 - 11/04/20	100,000.00	\$100.2140	\$ 100,214.00	\$ 877.67	2.140%	8.69%	
*Dicover BK Greenwood Del CTF	11/04/15 - 11/04/20	110,000.00	\$100.2090	\$ 110,229.90	\$ 987.89	2.190%	9.56%	
*SALLIE MAE BK SALT LAKE CITY	06/12/18 - 06/14/21	27,000.00	\$102.0690	\$ 27,558.63	\$ 241.89	2.930%	2.39%	
*Capital One NATL ASSN MCLEAN VA CTF	09/28/16 - 09/28/21	126,000.00	\$101.3570	\$ 127,709.82	\$ 11.74	1.670%	11.07%	
*JP Morgan Chase BK NA Columbus Ohio	05/15/20-11/15/2023	65,000.00	\$100.1080	\$ 65,070.20	\$ 245.75	0.990%	5.64%	
SALLIE MAE BK SALT LAKE CITY	6/3/2020-12/03/20	55,000.00	\$103.2890	\$ 56,808.95	\$ 152.42	0.820%	4.93%	
<b>Total CDs</b>				\$ 1,149,741.03	\$ 5,561.30		99.69%	
<b>Total Investments: Various Holdings</b>				\$ 1,153,298.45	\$ 5,408.88		100.00%	
<b>Total Portfolio Investment</b>							<b>40.19%</b>	

<b>Multi-Bank WWTP - ***934</b>							
Description	Maturity Dates	Quantity	Opening Balance	Closing Balance	Interest Accrued	% of Portfolio	
<b>Cash, Money, Funds, and Bank Deposits:</b>			\$52,927.33	\$ 54,847.27	\$ -	3.36%	
<b>Total:</b>			\$1,631,115.16	\$ 1,631,867.17	\$ -		
Fixed Income (Certificate of Deposits)	Maturity Dates	Quantity	Market Price	Market Value	Interest Accrued	Rate of Return	% of Portfolio
MORGAN STANLEY PRIVATE BK	04/25/19-04/25/24	100,000.00	\$108.8450	\$ 108,845.00	\$ 1,190.41	2.520%	6.67%
STATE BK INDIA NEW YORK	7/10/20-7/10/25	98,000.00	\$103.1100	\$ 101,047.80	\$ 220.16	96.000%	6.19%
STATE BK INDIA NEW YORK	06/10/20-12/10/20	125,000.00	\$103.3050	\$ 129,131.25	\$ 402.74	1.010%	7.91%
USALLIANCE NEW YORK	09/27/18-09/27/21	106,000.00	\$102.9880	\$ 109,167.28	\$ 27.01	3.010%	6.69%
JPMORGAN CHASE BK	05/15/20-11/15/2023	120,000.00	\$100.1080	\$ 120,129.60	\$ 453.70	0.990%	7.36%
Capitol One BK USA NATL ASSN Glen Allen	11/04/15 - 11/04/20	211,000.00	\$100.2140	\$ 211,451.54	\$ 1,851.89	2.140%	12.96%
Morgan Stanley BK N A SALT LAKE CITY	05/03/18-05/03/21	65,000.00	\$101.6500	\$ 66,072.50	\$ 761.30	2.800%	4.05%
Capital One NATL ASSN MCLEAN VA CTF	09/28/16 - 09/28/21	51,000.00	\$101.3570	\$ 51,692.07	\$ 4.75	1.670%	3.17%
FIRST TECHNOLOGY FED MTN VIEW	05/10/18-02/10/22	250,000.00	\$103.9340	\$ 259,835.00	\$ 410.96	2.880%	15.92%
American Express Centurion Bk CTF DEP	04/26/17 - 04/26/22	67,000.00	\$103.4440	\$ 69,307.48	\$ 691.66	2.320%	4.25%
TEXAS EXCHANGE	9/11/20-12/11/24	250,000.00	\$100.0910	\$ 250,227.50	\$ 65.07	49.000%	15.33%
SALLIE MAE	7/1/20-7/1/25	98,000.00	\$102.1560	\$ 100,112.88	\$ 195.46	78.000%	6.13%
<b>Total CDs</b>				\$ 1,577,019.90	\$ 6,275.11	96.64%	
<b>Total Multi-Bank WWTP Holdings</b>				\$ 1,631,867.17	\$ 6,275.11	100.00%	
<b>Total Portfolio Investment</b>						<b>56.87%</b>	

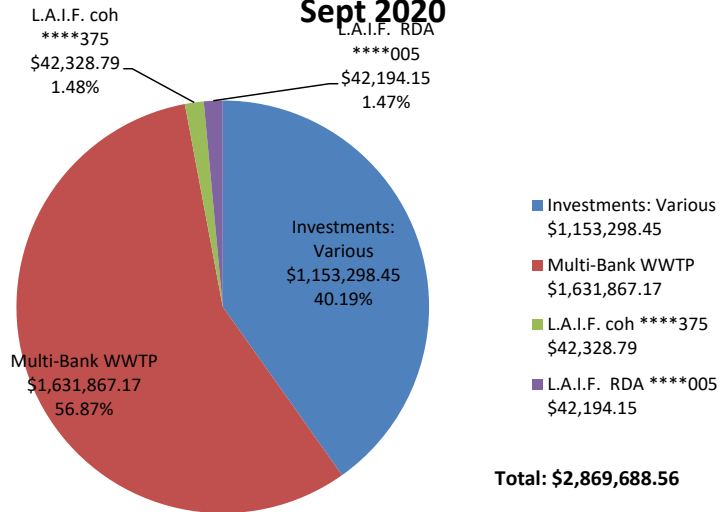
<b>L.A.I.F. Investments</b>						
Account #	Quarterly Interest		Interest Rate	Total		% of Investment
	Quarter Begin Principal as of July 2020	Earned as of Sept 2020				
****375	\$ 42,174.90	\$ 153.89	0.122%	\$ 42,328.79		50.08%
****005	\$ 42,040.75	\$ 153.40	0.122%	\$ 42,194.15		49.92%
<b>Total L.A.I.F Investments Holdings</b>				\$ 84,522.94		100.00%
<b>Total Portfolio Investment</b>						<b>2.95%</b>

Crystal Aguilar, Treasurer \_\_\_\_\_ Date \_\_\_\_\_

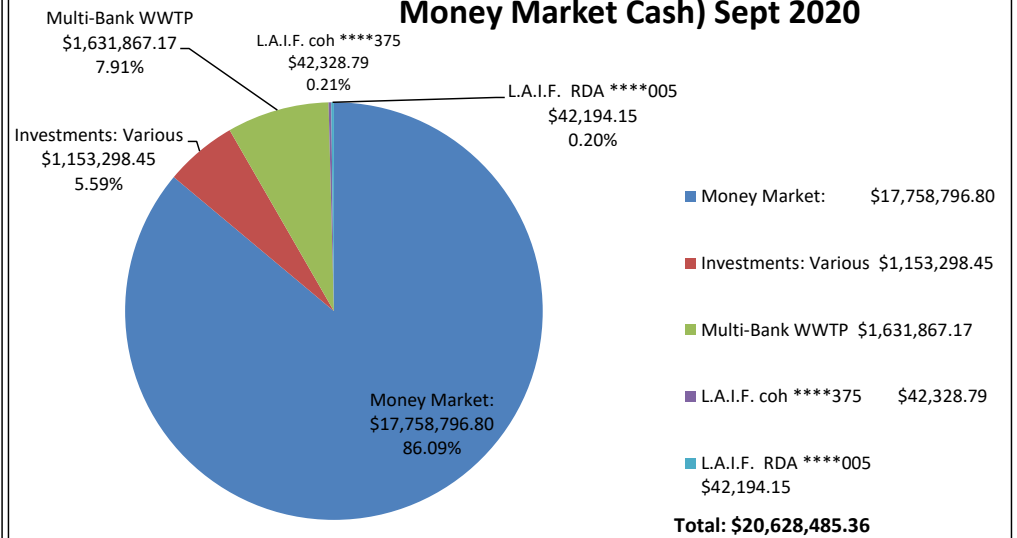
## Charts and Graphs

**Total Portfolio of Investments by Account**

**Sept 2020**

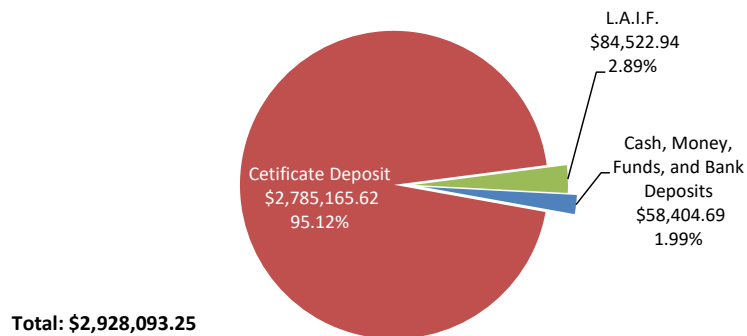


**Total Portfolio of Investment (Including Money Market Cash) Sept 2020**



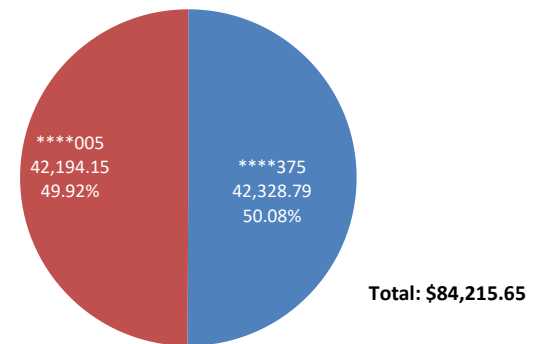
**Total Portfolio of Investments by Type**

**Sept 2020**

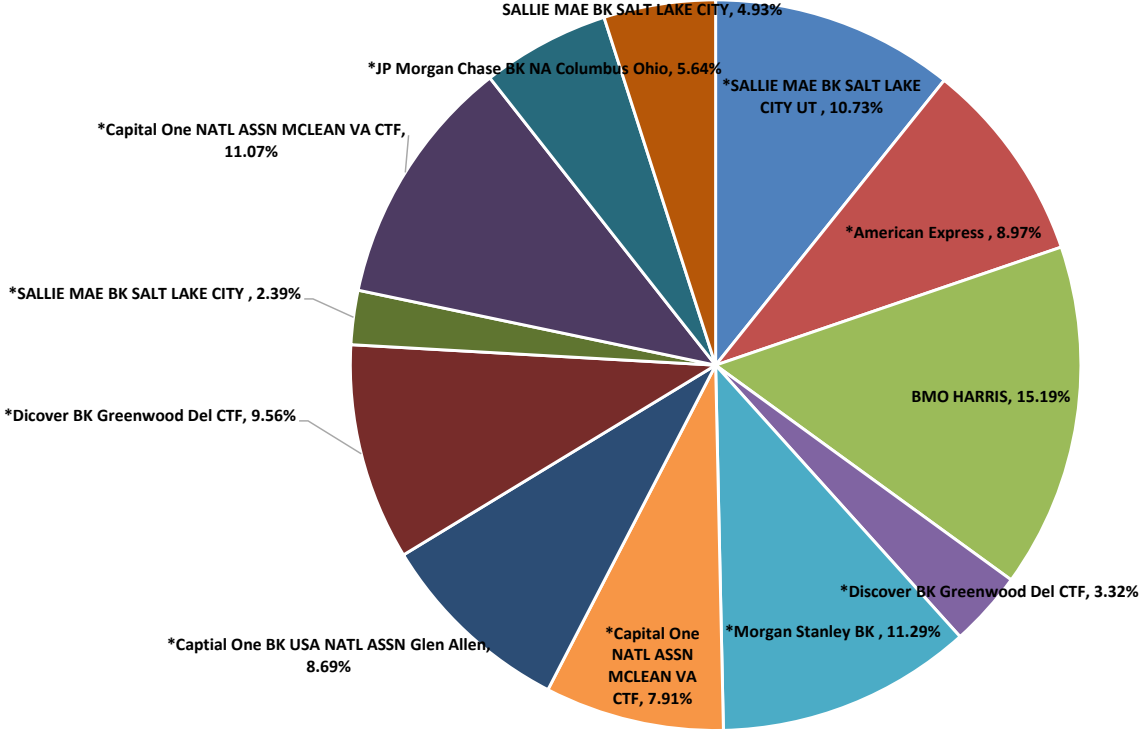


**Breakdown of L.A.I.F. Investments**

**Sept 2020**



Breakdown of Investments: Various - \*\*\* 850 Sept 2020



### Breakdown of Multi-Bank WWTP - \*\*\* 934 Sept 2020

