

**City of Hughson
Portfolio of Investments
June 2020**

	MONEY MARKET	GENERAL	REDEVELOPMENT**	TOTAL
Bank Statement Totals	\$ 15,012,895.59	\$ 3,120,616.15	\$ -	\$ 18,133,511.74
Adjustment-Direct Deposit Payroll	\$ (576.03)	\$ 185.86	\$ -	\$ -
Outstanding Deposits +	\$ 227,116.90	\$ 326,836.89	\$ -	\$ 553,953.79
Outstanding Checks/transfers -	\$ (12,503.92)	\$ (702,387.94)	\$ -	\$ (714,891.86)
ADJUSTED TOTAL	\$ 15,226,932.54	\$ 2,745,250.96	\$ -	\$ 17,972,573.67
Investments: Various				\$ 1,152,786.28
Multi-Bank WWTP				\$ 1,625,545.70
Investments: L.A.I.F.		\$ 42,174.90	\$ 42,040.75	\$ 84,215.65
General Ledger Adjustments				
Wages Payable				
Total Investments				\$ 2,862,547.63
Total Cash & Investments				\$ 20,835,121.30

All investment actions executed since the last report have been made in full compliance with the Investment Policy. The City of Hughson will meet its expenditure obligations for the next six months as required by California Government Code Section 53646 (b)(2) and (3) respectively.

Breakdown of Investments

Investments: Various - ***850							
Description	Maturity Dates	Quantity	Opening Balance	Closing Balance	Interest Accrued	% of Portfolio	
Cash, Money, Funds, And Bank Deposits:			\$ 1,176.23	\$ 2,276.61	\$ -	0.20%	
Total:			\$ 1,155,061.96	\$ 1,152,786.28	\$ -		
Fixed Income (Certificate of Deposits)	Maturity Dates	Quantity	Market Price	Market Value	Interest Accrued	Rate of Return	% of Portfolio
*SALLIE MAE BK SALT LAKE CITY UT	04/15/20-10/20/2020	120,000.00	\$103.0580	\$ 123,669.60	\$ 349.81	1.350%	10.73%
*American Express	04/26/17-04/26/2022	100,000.00	\$103.7730	\$ 103,773.00	\$ 427.40	2.310%	9.00%
*Wells Fargo BK NA Falls SOUTH DAKOTA	09/18/19-12/18/23	68,000.00	\$100.4090	\$ 68,278.12	\$ 44.71	1.990%	5.92%
GOLDMAN SACHS BK USA	01/22/20-07/22/20	78,000.00	\$100.1060	\$ 78,082.68	\$ 700.93	2.040%	6.77%
*Discover BK Greenwood Del CTF	11/21/18-11/22/21	37,000.00	\$104.2960	\$ 38,589.52	\$ 131.78	3.110%	3.35%
*Morgan Stanley BK	10/30/19-10/30/24	130,000.00	\$100.6890	\$ 130,895.70	\$ -	2.180%	11.35%
*Capital One NATL ASSN MCLEAN VA CTF	11/04/15 - 11/04/20	91,000.00	\$100.7500	\$ 91,682.50	\$ 305.54	2.130%	7.95%
*Capital One BK USA NATL ASSN Glen Allen	11/04/15 - 11/04/20	100,000.00	\$100.7500	\$ 100,750.00	\$ 335.75	2.130%	8.74%
*Dicover BK Greenwood Del CTF	11/04/15 - 11/04/20	110,000.00	\$100.7320	\$ 110,805.20	\$ 377.92	2.180%	9.61%
*SALLIE MAE BK SALT LAKE CITY	06/12/18 - 06/14/21	27,000.00	\$102.7380	\$ 27,739.26	\$ 37.73	2.920%	2.41%
*Capital One NATL ASSN MCLEAN VA CTF	09/28/16 - 09/28/21	126,000.00	\$101.5890	\$ 128,002.14	\$ 551.64	1.670%	11.10%
*JP Morgan Chase BK NA Columbus Ohio	05/15/20-11/15/2023	65,000.00	\$100.3220	\$ 65,209.30	\$ 81.92	0.990%	5.66%
*TEXAS EXCHANGE BK SSB CROWLEY	03/20/20-03/20/23	27,000.00	\$100.0500	\$ 27,013.50	\$ 7.40	0.990%	2.34%
SALLIE MAE BK SALT LAKE CITY	6/3/2020-12/03/20	55,000.00	\$101.8530	\$ 56,019.15	\$ 34.58	0.830%	4.86%
Total CDs				\$ 1,150,509.67	\$ 3,387.11		99.80%
Total Investments: Various Holdings				\$ 1,152,786.28	\$ 3,352.53		100.00%
Total Portfolio Investment							40.27%

Multi-Bank WWTP - ***934							
Description	Maturity Dates	Quantity	Opening Balance	Closing Balance	Interest Accrued	% of Portfolio	
Cash, Money, Funds, and Bank Deposits:			\$792.19	\$ 196,602.21	\$ -	12.09%	
Total:			\$1,621,498.80	\$ 1,625,545.70	\$ -		
Fixed Income (Certificate of Deposits)	Maturity Dates	Quantity	Market Price	Market Value	Interest Accrued	Rate of Return	% of Portfolio
MORGAN STANLEY PRIVATE BK	04/25/19-04/25/24	100,000.00	\$108.7750	\$ 108,775.00	\$ 497.26	2.520%	6.69%
STATE BK INDIA NEW YORK	05/30/19-08/29/20	50,000.00	\$100.4630	\$ 50,231.50	\$ 121.03	2.830%	3.09%
STATE BK INDIA NEW YORK	06/10/20-12/10/20	125,000.00	\$101.8540	\$ 127,317.50	\$ 71.92	1.030%	7.83%
USALLIANCE NEW YORK	09/27/18-09/27/21	106,000.00	\$103.6290	\$ 109,846.74	\$ 27.01	2.990%	6.76%
JPMORGAN CHASE BK	05/15/20-11/15/2023	120,000.00	\$100.3220	\$ 120,386.40	\$ 151.23	0.990%	7.41%
Capital One BK USA NATL ASSN Glen Allen	11/04/15 - 11/04/20	211,000.00	\$100.7500	\$ 212,582.50	\$ 708.44	2.130%	13.08%
Morgan Stanley BK N A SALT LAKE CITY	05/03/18-05/03/21	65,000.00	\$102.2970	\$ 66,493.05	\$ 294.37	2.780%	4.09%
Capital One NATL ASSN MCLEAN VA CTF	09/28/16 - 09/28/21	51,000.00	\$101.5890	\$ 51,810.39	\$ 223.28	1.670%	3.19%
FIRST TECHNOLOGY FED MTN VIEW	05/10/18-02/10/22	250,000.00	\$104.5140	\$ 261,285.00	\$ 410.96	2.870%	16.07%
American Express Centurion Bk CTF DEP	04/26/17 - 04/26/22	67,000.00	\$103.7730	\$ 69,527.91	\$ 286.36	2.310%	4.28%
CONGRESSIONAL BK POTOMAC	03/27/20-09/27/20	250,000.00	\$100.2750	\$ 250,687.50	\$ 25.68	1.240%	15.42%
Total CDs				\$ 1,428,943.49	\$ 2,817.54		87.91%
Total Multi-Bank WWTP Holdings				\$ 1,625,545.70	\$ 2,817.54		100.00%
Total Portfolio Investment							56.79%

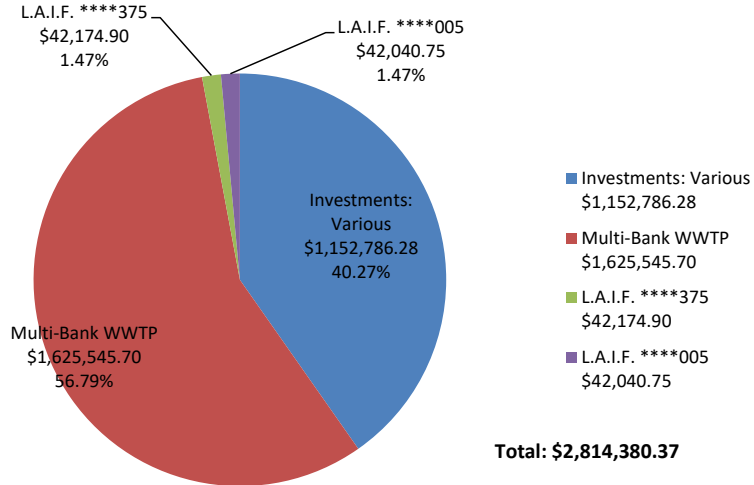
L.A.I.F. Investments						
Account #	Quarterly Interest		Interest Rate	Total		% of Investment
	Quarter Begin	Principal as of April 2020				
****375	\$	41,963.70	\$ 211.20	0.168%	\$ 42,174.90	50.08%
****005	\$	41,830.23	\$ 210.52	0.168%	\$ 42,040.75	49.92%
Total L.A.I.F Investments Holdings				\$	84,215.65	100.00%
Total Portfolio Investment						2.94%

Crystal Aguilar, Treasurer

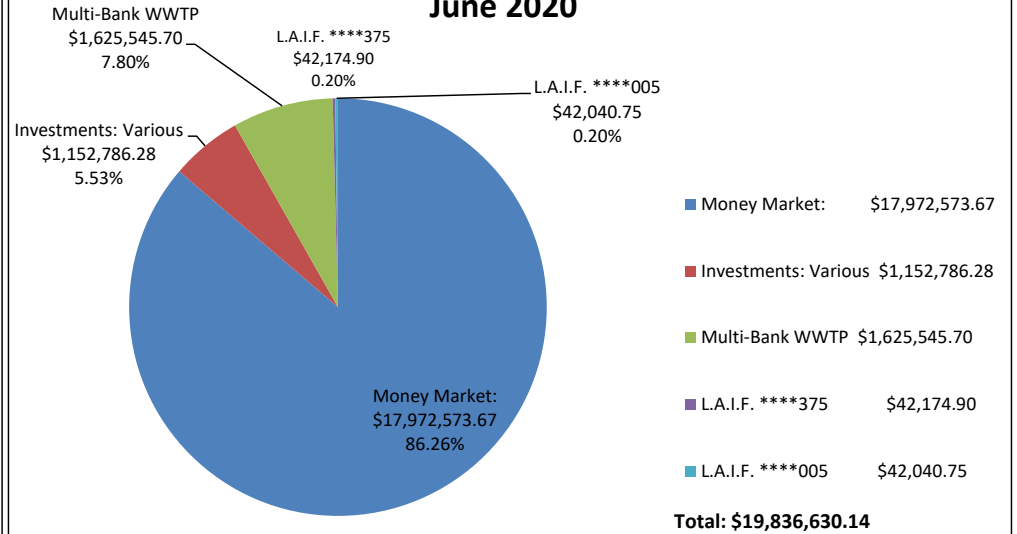
Date

Charts and Graphs

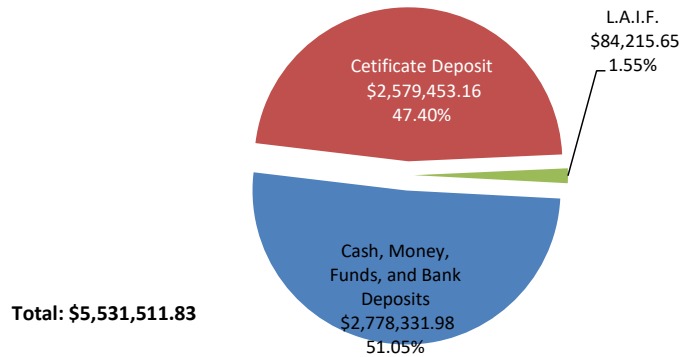
**Total Portfolio of Investments by Account
June 2020**



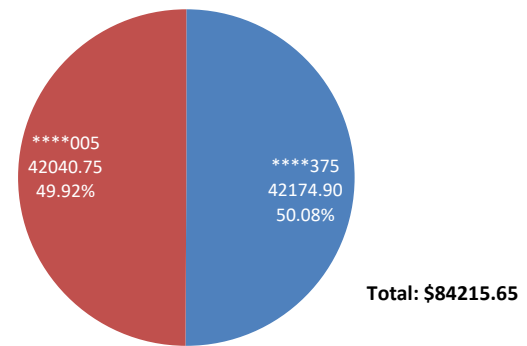
**Total Portfolio of Investment (Including Money Market Cash)
June 2020**



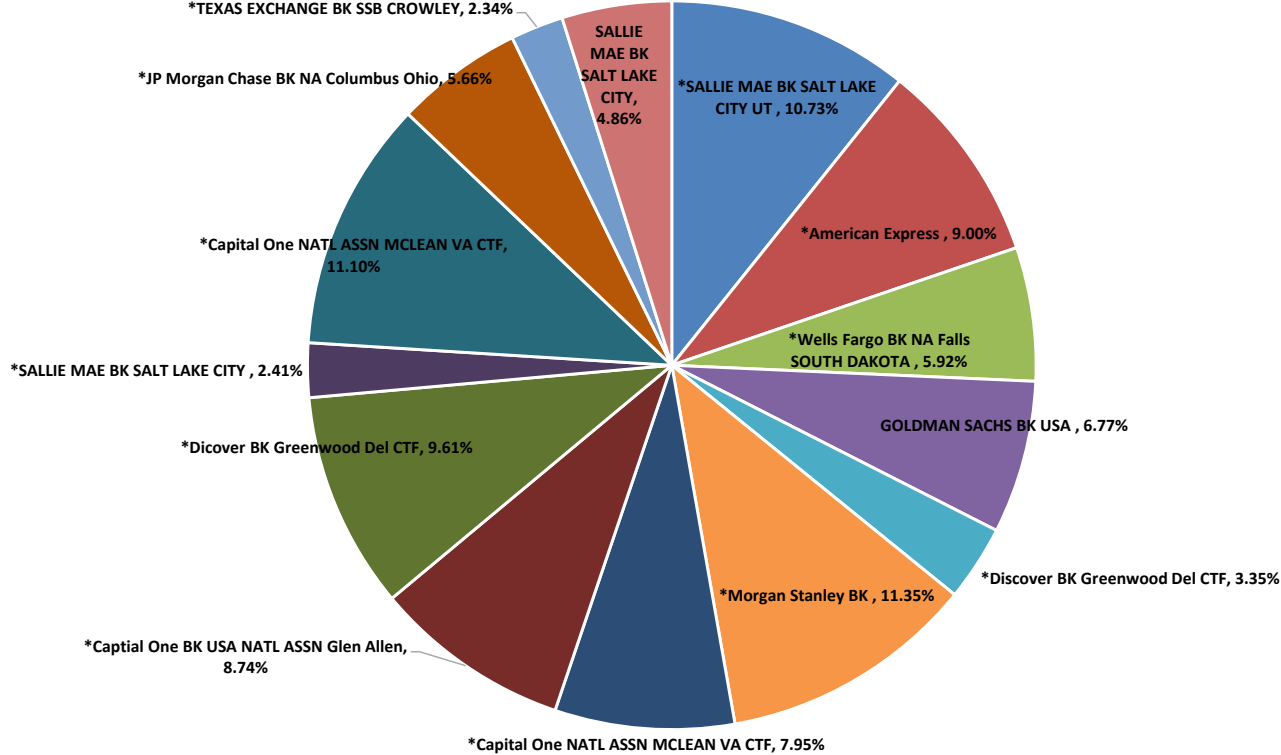
**Total Portfolio of Investments by Type
June 2020**



**Breakdown of L.A.I.F. Investments
June 2020**



Breakdown of Investments: Various - *** 850 June 2020



Breakdown of Multi-Bank WWTP - *** 934 June 2020

